

KENTUCKY SEXUAL ASSAULT FORENSIC EVIDENCE ACT REPORT

7th Annual

October 2024

Completed by the Sexual Assault Response Team Advisory Committee

PREPARED BY:
SERENDA LOBUE
COLLABORATION SPECIALIST
KY ASSOCIATION OF SEXUAL ASSAULT PROGRAMS
COLLABORATION@KASAP.ORG

CONTRIBUTORS:

Kentucky State Police Forensic Laboratory System

Jeremy Triplett, Laboratory Director, Jeremy.triplett@ky.gov

Administrative Office of the Courts

Lyn Guarnieri, Information and Technology Services, Research and Statistics, LynnGuarnieri@kycourts.net

Kentucky State Police

Brandon Cobb, Division of Records Management, Brandon.cobb@ky.gov

Kentucky Association of Sexual Assault Programs

Serenda LoBue, Collaboration Specialist, Collaboration@kasap.org

Table of Contents

Purpose.....	4
Sexual Assault Response in Kentucky.....	4
Sexual Assault Response Team Advisory Committee.....	5
2023 Kentucky State Police Forensic Laboratory System Numbers.....	6
Laboratories Statistics.....	6
Current Challenges.....	7
Law Enforcement Numbers of Reports and Charges.....	9
Administrative Office of the Courts Summary Court Data and Case Outcomes.....	11
Sexual Assault Nurse Examiners and SANE-Ready Hospitals.....	12
Sexual Assault Nurse Examiners in Kentucky.....	12
List of Kentucky SANE Training Programs.....	14
SANE-Ready Designation and Hospitals.....	15
Rape Crisis Centers and Emergency Medical Advocacy.....	16
Additional Data Reported.....	18
In Closing.....	21
Statewide Map of Regional Rape Crisis Centers.....	22
Administrative Office of the Courts Data.....	23

Purpose

The annual Sexual Assault Forensic Evidence (SAFE) Act report fulfills the requirement set forth by KRS 403.707(5), which requires the Kentucky statewide Sexual Assault Response Team Advisory Committee (SART AC) to:

“Report to General Assembly results of analysis of previously untested sexual assault examination kits

Report to General Assembly and Secretary of Justice and Public Safety Cabinet the number of

- sexual assaults reported,
- number of kits submitted and tested, and
- number of charges and convictions obtained in sexual assault cases.”

The required data is collected and submitted to the SART AC on an annual basis by the Kentucky State Police (KSP) and the Kentucky Administrative Office of the Courts (AOC). Per KRS 16.132 (1)(2), it is the duties of the “KSP to collect statistical data regarding persons charged, and to provide data results to SART Advisory Committee by May 1st of each calendar year, beginning May 1, 2018.” Per KRS 27A.305 (1)(2), the AOC is responsible for the “collection of statistical data regarding prosecution, dismissal, conviction, or acquittal of sexual offenses, and to provide results of data to the SART Advisory Committee as defined in KRS 403.707.”

While the SART AC takes seriously its duty to report this data, it also welcomes this opportunity to provide a broader discussion of sexual violence in Kentucky. This is the seventh annual SAFE Act report to be published since the sweeping legislation passed in 2016. Currently, there is no other statewide report published on cases or instances of sexual assault. For this reason, the Committee feels it is important to provide a more comprehensive view of sexual assault response in Kentucky, as well as background information on the SART AC and trends our state has seen since working to eradicate the SAFE examination backlog.

Sexual Assault Response in Kentucky

In 2024, sexual violence continues to be a significant concern in Kentucky. Organizations across the state are working to address this public health issue through crisis intervention, advocacy, and prevention services. Victims and survivors of sexual assault may seek emergency medical services, such as a Sexual Assault Forensic Evidence (SAFE) exam, or participate with the criminal-legal system by filing a report with law enforcement. When a victim or survivor engages with one of the many systems within our communities that are

meant to serve, support, and promote healing, it is crucial for the stakeholders of those systems to provide a survivor-centered, collaborative response to instances of sexual violence.

Sexual Assault Response Teams (SART) play a vital role in coordinating a community's response to sexual assault. They bring together professionals from various disciplines, including law enforcement, healthcare, advocacy, legal services, and victim services, to create a unified, survivor-centered approach to managing sexual assault cases. Communities with strong SARTs can help to ensure that survivors receive appropriate care and supportive services, which can be empowering and promote healing.

Sexual Assault Response Team Advisory Committee

In addition to community SARTs, Kentucky also has a statewide Advisory Committee with members from various statewide agencies working to improve sexual assault response. The Sexual Assault Response Team Advisory Committee (SART AC), created by statute, KRS 403.707, is responsible for creating protocols and policies, providing support and resources, and reporting on outcomes as they relate to professionals providing services to survivors of sexual violence.¹ The SART AC is co-chaired by the Executive Director of the Kentucky Association of Sexual Assault Programs (KASAP) and the Kentucky State Police (KSP) Commissioner or their designee.² The following agencies or representatives are required to be participating members of the SART AC:

KY Board of Nursing, KY Nurses Association, KY Hospital Association, KY Association of Children's Advocacy Centers, KY State Police Crime Lab, Community Based Services, Office of Victims Advocacy in the Office of the Attorney General, sexual assault nurse examiner, representative of a sexual assault response team, physician, and a Commonwealth's attorney or an assistance Commonwealth's attorney.³

It is one of the duties of the SART AC to collect data related to sexual assault cases on an annual basis. This data collection assists in better identifying trends and gaps in services, tracking the effectiveness of response protocols, identifying areas of need for training or resources, and advocating for policy and legislative changes. Data collection required for the SAFE Act report has continued to provide evidence of the need for increased funding for forensic testing, victim-centered training for law enforcement, and established policies that work to promote system transparency, such as the creation and utilization of the KSP SAFE kit tracking portal. Additionally, Kentucky continues to see an increase in victims and survivors of

¹ KRS 403.707

² KRS 403.707

³ KRS 403.707

sexual assault seeking emergency medical services and advocacy, as well as an increase in the number of victims and survivors choosing to report to law enforcement. This means that the Kentucky State Police Forensic Laboratory continues to see an annual increase in the number of SAFE kits submitted for forensic testing as well.

Despite the persistent challenges, Kentucky has made notable strides in both addressing the backlog of forensic evidence and providing comprehensive support to survivors. Advocacy organizations, combined with legal reforms and prevention programs, represent a multi-faceted approach to combating sexual violence and improving our response to it. However, the high rates of underreporting and the complex intersections of sexual violence and other forms of interpersonal violence, as well as systems of oppression, demonstrates that there is still much work to be done. While the SART AC understands and respects that not all victims and survivors will choose emergency medical SAFE services or to report to law enforcement, as long as one survivor does choose to engage with these systems, we must maintain our goal of working towards improvement.

2023 Kentucky State Police Forensic Laboratory System Numbers

Data, narrative, and graphics provided by KSP

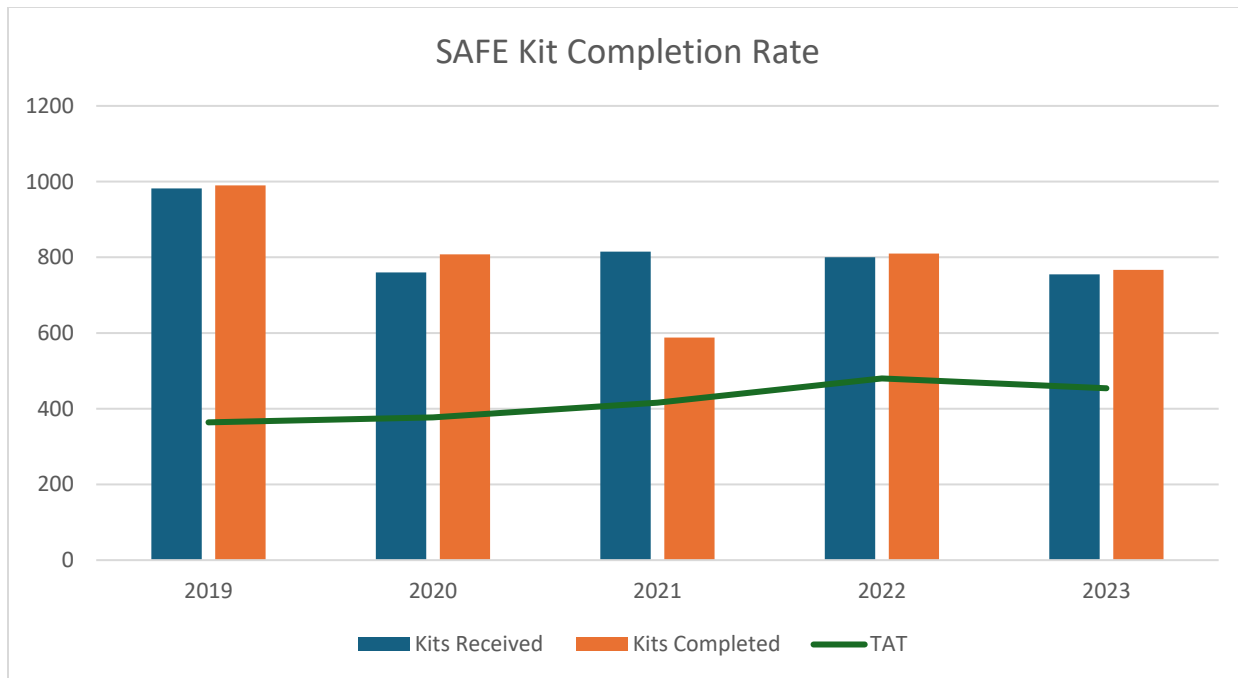
Kentucky State Police Forensic Laboratories Statistics

In Calendar Year 2023, the Kentucky State Police Forensic Laboratory System received a total of 755 sexual assault forensic evidence (SAFE) kits and completed analysis on 767 SAFE kits.

The average turnaround time for the entire year was 454 days from date of submission to the date the final report was released. As a result of efficiency efforts during the year, the average turnaround time for cases completed in December 2023 was approximately 13 months.

Of the 755 SAFE kits received in 2023, 20 had offense dates ranging from 2016 through 2021.

(graph on next page)



- Number of SAFE kits entered into the kit tracking system by medical centers in 2023: 727.
 - 599 (82.4 %) were reported to law enforcement cases, up from 77.2% in 2022
 - 128 were non-reporting (17.6%), down from 22.8% in 2022
 - Kit Tracking Accounts have been set up for 82 hospitals. Of the 82 hospitals, 43 entered at least one kit into the system in 2023. This is an increase from 40 in 2022.

Current Challenges

The Kentucky State Police is committed to helping victims and survivors on their path toward security, healing and justice.

Kentucky State Police's six forensic laboratories analyze evidence in criminal cases for more than 400 law enforcement agencies across the commonwealth. Annually, the state police laboratories receive more than 35,000 submissions of evidence.

The SAFE Act is an important and necessary piece of legislation that helps victims find justice and puts perpetrators behind bars. Victims and survivors deserve for their evidence to be processed in a timely and professional manner, and the KSP Lab takes this work seriously.

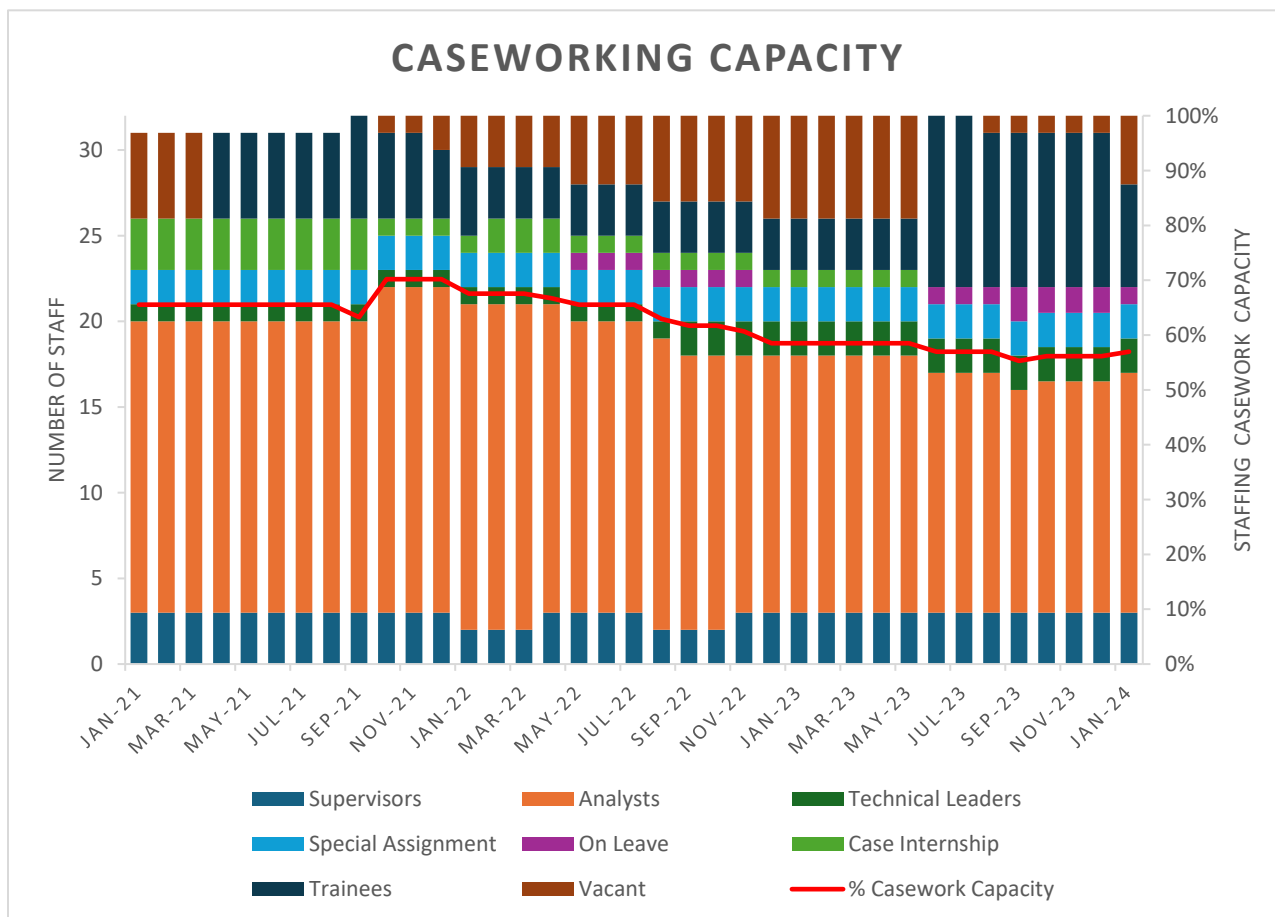
Prior to the passage of the SAFE act in 2016, the lab received an average of more than sexual assault 400 kits a year. Now, KSP receives an average of almost 900 new kits per year.

As a result of this dramatic increase, the lead time for processing new SAFE kits has also increased, but KSP has stayed focused on reducing the turnaround time to process. In 2021, the processing time was 18 months and today it is 13 months. The laboratory has processed more SAFE kits than it received in three of the last four years. We understand that every day counts when seeking justice and helping victims heal.

We know that victims and courts rely on these results to convict criminals and provide security for survivors, and we have invested in instruments and training to reduce the turn-around time for testing. Unfortunately, over the past 5 years, the turnover rate for the staff who can process SAFE kits has been 12%, which is why we continue to advocate for necessary funding to increase employee salaries and benefits.

Since 2016, the Kentucky State Police has spent approximately \$1.4 million on salaries to train staff who left before working on an actual case. In 2023, the forensic biology section operated at no more than 58% of its case working capacity due to vacancies and analysts in training. Since the laboratory started tracking case working capacity in 2021, the forensic biology section has never operated at more than 70% capacity. The reduced capacity is directly attributable to high levels of turnover in the laboratory. For example, in April 2021, the laboratory hired five new biologists, filling all positions in the biology section; however, by spring 2023, there were six vacancies again due to departures. All six vacancies were filled in mid-2023, but within one year, four positions were vacant again. Since the passage of 2016 Senate Bill 63, [SAFE Act] which included funding for 10 new biology positions, these positions have never been fully staffed and working on cases.

(graph on next page)



Law Enforcement Numbers of Reports and Charges

The SAFE Act, under KRS 16.132, requires the Kentucky State Police to collect statewide statistical data on the number of crimes reported and investigated under the following statutes:

KRS 510.040 (rape 1st degree), 510.050 (rape 2nd degree), 510.060 (rape 3rd degree), 510.070 (sodomy 1st degree), 510.080 (sodomy 2nd degree), 510.090 (sodomy 3rd degree), 510.110 (sexual abuse 1st degree), 510.120 (sexual abuse 2nd degree), 510.130 (sexual abuse 3rd degree), 510.140 (sexual misconduct), 530.020 (incest), 530.064(1)(a) (unlawful transaction with a minor – illegal sexual activity, 1st degree), and 531.310 (use of a minor in a sexual performance).

2023 Data

2023 SAFE Act Statistics				
KRS Number	# of Citations	Sum of Counts	# of Crimes	Sum of Counts
510.040	384	523	839	1,048
510.050	70	104	81	94
510.060	149	306	126	215
510.070	294	476	403	511
510.080	49	80	25	31
510.090	80	137	52	94
510.110	732	1,586	1,000	2,741
510.120	28	49	52	66
510.130	140	158	436	677
510.140	28	28	136	221
530.020	145	286	85	150
530.064(1)(a)	159	282	107	157
531.310(2)(a)	23	73	20	91
531.310(2)(b)	32	95	32	53
531.310(2)(c)	0	0	0	0
Total	2,313	4,183	3,394	6,149

AOC Summary Court Data- Case Outcomes

(Data submitted by the Administrative Office of the Courts)

The Administrative Office of the Courts (AOC) is required by the SAFE Act to submit data to the SART AC "regarding the prosecution, dismissal, conviction, or acquittal of any person charged with committing, attempting to commit, or complicity to commit a sexual offense as defined by KRS 510.040 (rape 1st degree), 510.050 (rape 2nd degree), 510.060 (rape 3rd degree), 510.070 (sodomy 1st degree), 510.080 (sodomy 2nd degree), 510.090 (sodomy 3rd

degree), 510.110 (sexual abuse 1st degree), 510.120, (sexual abuse 2nd degree) 510.130 (sexual abuse 3rd degree), 510.140 (sexual misconduct), 530.020 (incest), 530.064(1)(a) (unlawful transaction with a minor – illegal sexual activity, 1st degree), and 531.310 (use of a minor in a sexual performance). This is the same set of statutes as required to be collected by Kentucky State Police in the previous section.

2023 Circuit, District, and Juvenile Courts Sexual Offense Dispositions

<u>Court</u>		<u>Acquitted</u>	<u>Amended</u>	<u>Convicted</u>	<u>Dismissed</u>	<u>Diverted</u>	<u>FTA/FTV/A</u>	<u>Indictmen</u>	<u>Others</u>	<u>Total</u>
		<u>-</u>	<u>-</u>	<u>-</u>	<u>-</u>	<u>-</u>	<u>P</u>	<u>t</u>	<u>-</u>	<u>-</u>
Circuit	Charges	88	644	1350	1718	17	77	-	43	3937
	Cases	20	388	540	389	6	36	-	7	949
District	Charges		199	79	335	2	10	1250	52	1927
	Cases		102	69	191	2	9	519	22	808
Juvenile	Charges	-	113	-	169	-	-	-	379	661
	Cases	-	77	-	68	-	-	-	133	229

2022 Circuit, District, and Juvenile Courts Sexual Offense Dispositions

<u>Court</u>		<u>Acquitted</u>	<u>Amended</u>	<u>Convicted</u>	<u>Dismissed</u>	<u>Diverted</u>	<u>FTA/FTV/A</u>	<u>Indictmen</u>	<u>Others</u>	<u>Total</u>
		<u>-</u>	<u>-</u>	<u>-</u>	<u>-</u>	<u>-</u>	<u>P</u>	<u>t</u>	<u>-</u>	<u>-</u>
Circuit	Charges	71	776	1353	1691	9	95	-	23	4018
	Cases	28	410	528	371	6	33	-	6	947
District	Charges	1	107	63	341	10	4	1220	138	1884
	Cases	1	97	61	207	5	3	489	47	820
Juvenile	Charges	-	117	-	421	-	-	-	241	779
	Cases	-	79	-	58	-	-	-	120	205

2021 Circuit, District, and Juvenile Courts Sexual Offense Dispositions

<u>Court</u>		<u>Acquitted</u>	<u>Amended</u>	<u>Convicted</u>	<u>Dismissed</u>	<u>Diverted</u>	<u>FTA/FTV/A</u>	<u>Indictmen</u>	<u>Others</u>	<u>Total</u>
		<u>-</u>	<u>-</u>	<u>-</u>	<u>-</u>	<u>-</u>	<u>P</u>	<u>t</u>	<u>-</u>	<u>-</u>

Circuit	Charges	65	596	957	1563	7	41	1	6	3236
	Cases	14	303	400	299	4	23	1	4	729
District	Charges	1	103	49	260	4	1	1069	102	1589
	Cases	1	87	44	127	4	1	464	43	715
Juvenile	Charges	-	98	-	93	-	-	-	216	407
	Cases	-	75	-	64	-	-	-	115	195

Sexual Assault Nurse Examiners and SANE-Ready Hospitals

Sexual Assault Nurse Examiners in Kentucky

When victims and survivors choose to seek emergency, medical care following a sexual assault, they are utilizing one of the rights afforded to them by law. In Kentucky, all emergency departments are required to provide sexual assault forensic evidence exams to anyone of any age on a twenty-four-hour basis. Emergency physicians whose scope of practice includes pelvic exams are identified as healthcare professionals capable of completing medical-forensic examinations in a hospital setting. However, responding to cases of sexual violence and the collection of forensic evidence is a focused skill that is best developed through additional training, credentialing, and continuing education. A Sexual Assault Nurse Examiner (SANE) is a registered nurse or Advanced practice registered nurse who receives specialized training (didactic and clinical) that allows them to perform sexual assault medical-forensic examinations. The SANE collects and preserves evidence, as well as testifies in legal proceedings in accordance with Kentucky law (Kentucky Board of Nursing, 2022). According to the International Association of Forensic Nursing, "A comprehensive medical-forensic exam includes the evaluation and treatment of injuries, obtaining the medical-forensic history, conducting the physical assessment, providing support and crisis intervention, providing prophylaxis against sexually transmitted infections, assessing pregnancy risk and offering treatment options, and providing follow-up referrals for medical and emotional needs." SANE nurses work in collaboration with community-based rape crisis center advocates, the investigative team, prosecutors, the multidisciplinary healthcare team, and advocacy centers to ensure that sexual assault victims receive adequate trauma-informed care after a sexual assault. The "collaboration across disciplines enhances the quality of health care, improves the quality of forensic evidence, increases law enforcement's ability to collect information, file charges, and refer an investigation

to prosecution, and increases prosecution rates” (U.S Department of Justice, 2017, as cited in Kentucky Medical Protocol for Child Sexual Assault/Abuse Evaluation, 2021).

In Kentucky, a nurse aspiring to become SANE credentialed may choose one or both tracks as a SANE Adult/Adolescent (A/A) or a SANE Pediatric/Adolescent (P/A). Each track requires both a didactic and clinical component from an approved training program. The SANE - A/A is trained in the forensic examination of adults and adolescents, defined as “a child who has reached the onset of physiological normal puberty” or older who have been the victim of sexual assault (Kentucky Board of Nursing, 2022). The SANE - P/A is trained in the forensic examination of pediatrics and adolescents, defined as “a child who has not reached the onset of physiological normal puberty” or individuals up to age 18 who have been the victim of sexual assault (Kentucky Board of Nursing, 2022).

As of June 1, 2024, Kentucky has four hundred and thirty-nine (439) credentialed SANE-A/A, compared to three hundred and ninety-five (395) in 2023. The state currently has forty (40) credentialed SANE-P/A, compared to five (5) in 2023 (KBN Connection, summer 2023, 2024 editions). An increase in the number of credentialed SANEs in the state does not necessarily equate to an increase in the number of exams completed by SANEs. A survey completed in 2022 by the Kentucky Hospital Association showed that less than half of SANEs completed a medical-forensic examination within the last year. Improving statewide access to SANEs means coverage needs to be available in the emergency departments when needed. No one understands these barriers and needs more than the SANE leaders across the state. Through their collaboration, our state has a strong training infrastructure to ensure nurses interested in obtaining their SANE credential can do so more often and closer to their home and work. We continue to see growth in the number of SANE training programs, which has also increased the regularity in which trainings are offered across the state. In the beginning of 2021, for example, there were two (2) SANE training programs approved by the Kentucky Board of Nursing. As of July 2024, there are seven (7). Of the seven (7) SANE training programs, six (6) provide training for the SANE-Adolescent/Adult credential, and two (2) provide training for the SANE-Pediatric/Adolescent credential. For information on SANE training, you may contact the SANE training programs below.

List of SANE Training Programs

SANE-A/A (Adult/Adolescent)

Forensic Nursing – SANE A/A SART Course
Program Administrator: Jill Brummett
St. Elizabeth Healthcare
4900 Houston Rd.

Florence, KY 41042
Email: Jill.Brummett@stelizabeth.com
Phone: (859) 212-4254

Trigg County Hospital – SANE A/A
Program Administrator: Shelia Bostick
254 Main St.
Cadiz, KY 42211
Email: ernurseatheart@gmail.com
Phone: (270) 522-3215

Med Center Health (MCH) - SANE A/A
Program Administrator: Melissa Gilpin
800 Part St. / PO Box 9876
Bowling Green, KY 42101
Email: GilpML@MCHealth.net
Phone: (270) 796-2199

One Online Nursing Education - SANE A/A
Program Administrator: Angela Wallace
3020 Old Boonesboro Rd.
Winchester, KY 40391

Email: wallaceangie2@gmail.com
Phone: (859) 779-8291
Virtual training program

University of Louisville Hospital Safe Services
– SANE A/A
Program Administrator: Amanda Corzine
530 S Jackson St.
Louisville, KY 40202
Email: amanda.corzine@uoflhealth.org
Phone: (502) 614-9064

Owensboro Health - SANE A/A
Program Administrator: Molly Lancaster
1201 Pleasant Valley Rd.
Owensboro, KY 42303
Email: molly.lancaster@owensborohealth.org
Phone: (270) 417-5971

SANE-P/A (Pediatric/Adolescent)

UK, UOFL, Kosair Charities - SANE P/A
Program Administrator: Anita Capillo
138 Leader Avenue Suite 119
Lexington, KY 40508
Email: kyforensicrn@gmail.com
Phone: (859) 489-5671

Trigg County Hospital – SANE P/A
Program Administrator: Sheila Bostick
254 Main St.
Cadiz, KY 42211
Email : ernurseatheart@gmail.com
Phone : (270) 522-3215

SANE-Ready Designation

The SAFE Act included a provision to designate hospitals as “SANE-ready” if they were able to provide 24/7 coverage of sexual assault nurse examiners (SANEs) to treat “persons seeking treatment as victims of sexual offenses.”⁴ We know that there are a limited number of SANEs available throughout Kentucky. KASAP and numerous members of the SART AC have made it a collaborative priority to strengthen the SANE initiative throughout Kentucky. We have also seen the support for SANE nursing grow across other statewide agencies who have aided in bringing awareness to the barriers around SANE nursing and working to increase the number of SANEs

⁴ KRS 216B.401

throughout Kentucky. For the past two years, we have seen an increase in additional statewide opportunities for nurses wanting to obtain SANE training, with the number of independent SANE training programs continuing to grow.

As of June 2024, sixteen (16) hospitals were listed as having current SANE-ready designation status.⁵ SANE-ready means that the hospital has a SANE available 24/7. We continue to see the highest number of SANE-ready hospitals since the passage of the SAFE Act, and we appreciate the dedication of these hospitals to ensure victims and survivors are provided with the most comprehensive care after experiencing sexual violence.

The chart below (continuing onto the next page) is obtained from, and maintained by, the Cabinet for Health and Family Services:

Baptist Health Hardin	913 North Dixie Ave	Elizabethtown	Hardin	270-737-1212
Baptist Health Louisville	4000 Kresge Way	Louisville	Jefferson	502-897-8100
Fleming County Hospital	55 Foundation Drive	Flemingsburg	Fleming	606-849-2351
Meadowview Regional Medical Center	989 Medical Park Drive	Maysville	Mason	606-759-5616
Owensboro Health Regional Hospital	1201 Pleasant Valley Road	Owensboro	Daviess	270-417-2000
CHI Saint Joseph London	1001 Saint Joseph Lane	London	Laurel	606-330-6000
St. Elizabeth Edgewood	1 Medical Village Drive	Edgewood	Kenton	859-301-2000
St. Elizabeth Florence	4900 Houston Rd.	Florence	Boone	859-212-5220
St. Elizabeth Ft. Thomas	85 North Grand Avenue	Fort Thomas	Campbell	859-572-3100
St. Elizabeth Grant	238 Barnes Rd.	Williamstown	Grant	859-824-4240

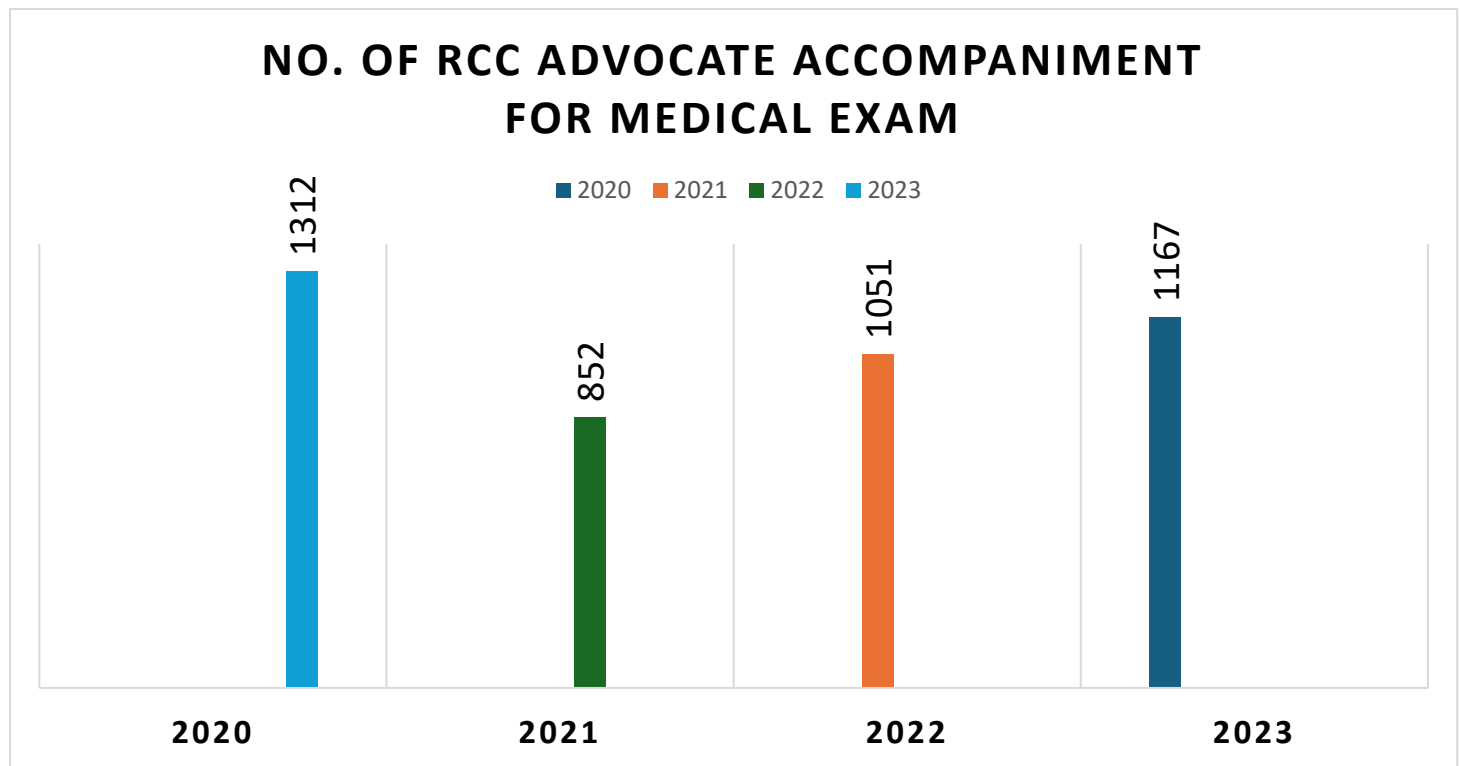
⁵[SANEReadyHospitalDirectory.pdf \(ky.gov\)](#); accessed June 2024

University of Louisville Hospital	530 South Jackson St.	Louisville	Jefferson	502-562-3000
UofL Health – Jewish Hospital	200 Abraham Flexner Way	Louisville	Jefferson	502-587-4011
UofL Health – Mary & Elizabeth Hospital	1850 Bluegrass Ave.	Louisville	Jefferson	502-361-6000
UofL Health – Shelbyville Hospital	727 Hospital Drive	Shelbyville	Shelby	502-647-4300
Jennie Stuart Medical Center	320 West 18 th St.	Hopkinsville	Christian	270-887-0100
Trigg County Hospital	254 Main St.	Cadiz	Trigg	270-522-3215

Rape Crisis Centers and Emergency Medical Advocacy

The Kentucky Association of Sexual Assault Programs is the statewide Coalition of our thirteen (13) regional rape crisis centers (RCC). One of the core services provided by the RCCs is emergency medical accompaniment for survivors seeking sexual assault services. RCC advocates respond to these requests 24-hours a day, 365 days a year. All survivors seeking emergency medical services are afforded the right to have an advocate from a RCC present. These advocates play a vital role in supporting survivors while they are navigating the healthcare system during an understandably traumatic moment in their lives. Additionally, RCC advocates are community-based rather than systems-based. This is an important differentiation because community-based advocates support survivors regardless of whether they report the sexual assault to the criminal-legal system. RCC advocates may also provide referrals and wraparound resources, clothing, information regarding victims' rights, such as Crime Victim Compensation, and information for additional support services. Unfortunately, some survivors may not be aware they can have the support of an advocate when seeking emergency medical care and obtaining forensic-medical examinations. This lack of awareness is one of the reasons why it is important for emergency departments to prioritize and engage in collaborative relationships with the RCC in their region.

In 2023, RCCs once again saw an increase in requests for emergency medical advocacy compared to the previous year. Kentucky's thirteen (13) RCCs statewide reported providing medical advocacy services on 2,271 occasions, with 1,167 of those advocacy services provided to victims and survivors receiving a forensic-medical examination, an increase of 116 from 2022.⁶ These numbers are close to returning to pre-covid rates.



There remains a knowledge gap in what the law requires regarding response to sexual assault victim-survivors seeking emergency medical care in many of our emergency departments, especially in the smaller, rural hospitals. For example, Kentucky law requires all hospitals that offer emergency services to provide a free sexual assault forensic exam kit to all victims; contact a local RCC to provide advocacy; contact law enforcement to collect reported kits when a victim consents; and preserve all kits not reported to law enforcement for one year in compliance with state law.⁷ However, RCC advocates often encounter issues in emergency departments that do not employ a SANE. To address these gaps, RCC and KASAP staff can provide targeted training for hospital personnel. In addition, RCCs have numerous resources available for hospital

⁶ Rape Crisis Center Programs Master Data FY2023 and FY 2022

⁷ KRS 216B.400 and 502 KAR 12:010

administration to provide to current staff as a skills refresher, new staff during their onboarding process, and out-of-state physicians and travel nurses that might not be familiar with the specifics of Kentucky's laws regarding sexual assault response. The Kentucky Hospital Association provides Town Hall presentations for physician leaders that cover the topics of sexual violence. Our goal would be to see every Kentucky hospital prioritize treating sexual assault and abuse as the public health crisis that it is.

Additional Requirements of the SAFE Act

Addressing the SAFE Kit Backlog

Since the passage of the SAFE Act in 2016, the entirety of the kits included in the previously unsubmitted sexual assault kit initiative inventory has been tested, which was originally over three thousand (3,000), but the final total was roughly five thousand (5,000). The KSP Forensic Laboratory has partnered with the Kentucky Hospital Association, hospitals, and SANE training programs across the state to provide rapid DNA testing kits which can expedite the forensic testing process.

The Kentucky State Police Sexual Assault Forensic Evidence Kit Tracking Portal

The implementation and utilization of the Kentucky State Police Sexual Assault Forensic Evidence kit tracking portal is one example of this developing infrastructure that was not previously in place. The tracking portal requires medical personnel to input forensic-medical kit data into the system when the survivor receives care. The portal tracks data such as date, time, hospital, name of SANE or physician completing the exam, if a rape crisis center advocate was notified, the time the rape crisis center advocate arrived at the hospital, if a police report was filed, the name of the responding law enforcement agency and officer(s), and more.⁸ The collection of this information helps to create both accountability and transparency within the systems that are designed to serve survivors. As previously mentioned in the narrative provided by the Kentucky State Police Forensic Laboratory, we still have hospitals who are not inputting data from SAFE kits into the tracking portal as required. KSP Laboratory personnel can identify and contact the hospitals not accessing the portal login to help bring them into compliance with state law.

Additionally, when KSP Laboratory personnel identify SAFE kits that have been entered into the portal, but the kit has not been submitted to the Laboratory for testing, they

⁸ <https://ksponline.ky.gov/safekit>

can reach out to the law enforcement agency directly to locate the kit. Prior to the implementation of the tracking portal, the KSP Laboratory did not have the ability to readily or easily locate SAFE kits because they could have been sent to and utilized by any hospital or law enforcement agency in the state. This is one of the reasons the backlog was created. This data helps guide the Sexual Assault Response Team Advisory Council towards targeted collaborative improvements in gaps in services.

In addition to gathering impertinent data regarding sexual assault response in Kentucky, the tracking portal also provides survivors with the ability to track and check the status of their kit online at ksponline.ky.gov/safekit by inputting the eight (8) digit kit identifying number. The names of survivors do not appear on the tracking portal website, which helps ensure safety and confidentiality. The ability for victim-survivors to access the portal was part of an expansion in the law passed in 2019 and implemented in 2020.⁹ Not only did this expansion serve as another building block towards accountability and transparency, but it also exemplified empowerment advocacy in action by ensuring victim-survivors would have direct access to their kit status.

Investigations and Prosecutions

The SAFE Act guidelines created for law enforcement responding to sexual assault cases has led to additional trainings focusing on investigative effectiveness and survivor-centered interviewing skills. Law enforcement recognized the need to form cold case units since many of the backlog cases were inactive, and many survivors had never received follow up information or testing results from their kit. In some cases, these investigations have led to the identification and prosecution of serial offenders.

Cold Case Units

Since 2017, Kentucky has seen several indictments connected to the backlog of untested kits. Specialized teams within law enforcement, such as the Sexual Assault Kit Initiative (SAKI), was created to reopen and investigate cold cases related to sexual assaults. The Kentucky Office of the Attorney General SAKI team currently provides training to detectives working sexual assault cold cases. In 2023, nearly 200 law enforcement officers received training. Additionally, the Kentucky State Police has three detectives dedicated to handling and assisting with cases around the state.

Annual access to data from the Administrative Office of the Courts allows for stakeholders to review and compare county-specific criminal-legal data. Doing so has provided insight into

⁹ <https://ksponline.ky.gov/safekit>

how law enforcement agencies and Prosecutors interact with cases involving sexual violence. A review of the 2018-2023 AOC data provided for the SAFE Act report, for example, shows higher rates of convictions in counties where there is SANE coverage¹⁰

Victim Services

For the first time in our state's movement to end sexual violence, the SAFE Act provided us with legislation that used language such as *victim-centered* and *trauma-informed*. Advocates have remained adamant about the importance of using a victim-centered approach to help ensure survivors do not experience re-traumatization, are offered emotional support services, and are kept informed about the status of their cases. Robust collaboration between law enforcement and RCCs can help support survivors going through the criminal-legal process because it guarantees survivors will always be referred to their local RCC. As previously mentioned, since sexual trauma can affect survivors across the lifespan, services provided by RCCs will be available at any point throughout a victim-survivor's healing journey. Kentucky has also seen an increase in systems-based victim advocates, such as the addition of a victim advocate position at all Kentucky State Police posts.

Ongoing Progress

As with most legislative overhauls, it has taken time to recognize and analyze how the SAFE Act has impacted sexual violence in Kentucky. We know it has expanded the resources available to law enforcement and the forensic labs, which has led to the resolution of more cases. Kentucky remains committed to bringing resolve to survivors by reopening cold cases, working towards goals of timely testing of evidence, and the prosecution of offenders. Additionally, improvements regarding the training and retainment of SANEs and investigative personnel will help ensure that when victim-survivors do choose to utilize the medical and criminal-legal systems, that these systems will provide a trauma-informed response that strives to minimize re-traumatization.

In Closing

Kentucky has made notable strides in addressing the backlog of forensic evidence while continuing ways to improve support services for victim-survivors. The collaborative approach of statewide and community agencies, combined with legal reforms and a focus on prevention programming represents a multi-faceted approach to combating sexual violence in Kentucky. Conversely, the primary focus and majority of the resources for sexual violence continue to go towards response efforts. The traditional systems of response are often centered around the criminal elements more so than what is in the best interest of the victim-survivor. Sexual

¹⁰ 2018-2023 AOC data from SAFE Act reports available at www.kasap.org

assault is one of the most underreported crimes, and we know that not all victim-survivors choose to obtain a forensic-medical examination or choose to report to law enforcement. Yet, nearly half of Kentucky women, and over thirty (30) percent of Kentucky men report experiencing sexual violence or intimate partner violence at some point in their lives.¹¹ We can prevent sexual violence. However, this will not happen in Kentucky until we put the same funding and resources into primary prevention as we do into response and crisis intervention. When fewer folks are sexually assaulted, less forensic-medical examinations will be completed, which will lead to a decrease in both the number of SAFE kits to be processed and turnaround times for the KSP Laboratories.

¹¹ <https://wp.kentuckystatepolice.ky.gov/wp-content/uploads/2023/07/2022-CIK.pdf>

Map of Kentucky's 13 Regional Rape Crisis Centers

Printable and virtual versions both available at www.kasap.org





The Department of Information and Technology Services
Research and Statistics
1001 Vandalay Drive
Frankfort, KY 40601
(502) 573-2350

SEXUAL ASSAULT CHARGES DISPOSED CALENDAR YEAR 2024 STATEWIDE

May 23, 2025

By

Lyn Guarnieri (*Research and Statistics Team Lead*)
Christopher Garrison (*Data Analysis Specialist*)

Statistics Request Overall Description

Pursuant to KRS 27A.305, the Administrative Office of the Courts is providing the Sexual Assault Response Team Advisory Committee a count of sexual assault charges disposed in cases calendar year (CY) 2024 statewide. The UOR codes for the requested charges are provided on the attached supplemental list.

CourtNet, which provides a summary of cases statewide, was queried for the specified sexual assault charges disposed January 1, 2024 through December 31, 2024.

Statistical Tables (21_RSX4000 & 21_RS4002)

Report 21_RSX4000 provides a list of the UOR codes queried for this report.

Report 21_RS4002 presents the number of specified sexual assault charges disposed during CY 2024 statewide. Tables are grouped by the court jurisdiction and are sorted by county, UOR code and description cross tabulated by charge disposition group.

Pages 1-112: Charges disposed in Circuit Court by county, UOR code, and UOR description.

Pages 113-169: Charges disposed in District Court by county, UOR code, and UOR description.

Pages 170-177: Statewide Summary of charges disposed in Circuit Court by UOR code and description.

Pages 178-184: Statewide Summary of charges disposed in District Court by UOR code and description.

Page 185: Charges disposed statewide.

Statistical Analysis Considerations:

- These statistics represent a snapshot in time as of the date the data was queried: 5/23/2025.
- A case may consist of one or multiple charges. The report's count of cases represents a distinct count of case numbers, regardless of the number of charges associated with the case.
- Counts of cases do not necessarily represent counts of unique individuals.

SEXUAL ASSAULT CHARGES DISPOSED CALENDAR YEAR 2024 STATEWIDE

Statistical Tables (21_RSX4000 & 21_RS4002)

- Most indicted charges are recorded in CourtNet as final charge dispositions in District Court and then a new case will be started in Circuit Court. Other charges may be indicted directly to Circuit Court without being preceded by a District Felony case.
- Charges consist of all original and amended charges within a case.
- Charges include ASCF Codes: 1 - Attempt, 2 - Solicitation, 3 - Conspiracy, 4 - Facilitation, 5 - Complicity, 6 - Enhancement.

Data Variables Requested

Database	Data Variable	Description
CourtNet	Court Jurisdiction	The jurisdiction of the case for which each charge was disposed: <ul style="list-style-type: none"> • Circuit Court • District Court
	CY	The calendar year in which the charge was disposed.
	County	The county in which a charge was disposed.
	UOR Code and Description	A code and description which identifies the specific offense charge brought against the defendant.
	Disposition Type	The manner which each charge was disposed. Disposition types include: <p>Acquitted</p> <ul style="list-style-type: none"> • ACQ – Acquitted • NG – Not Guilty <p>Amended</p> <ul style="list-style-type: none"> • ACC – Amended Down by Circuit Court • AD – Amended Down • AGJ – Amended Down by Grand Jury • AMEND – Amended • AU – Amended Up • AUGJ – Amended Up by Grand Jury <p>Convicted</p> <ul style="list-style-type: none"> • G – Guilty • GM – Guilty-Multiple counts • GSS – Guilty-Sealed Sentence • PRPD – Prepaid <p>Dismissed</p> <ul style="list-style-type: none"> • CD – Dismissal by Motion of Prosecutor • DD – Dismissal Diverted • DDP – Dismissal Deferred Prosecution • DEC – Deceased • DGI – Dismissed After Presented to Grand Jury • DIS – Dismissed

SEXUAL ASSAULT CHARGES DISPOSED CALENDAR YEAR 2024 STATEWIDE

		<ul style="list-style-type: none"> • DWP – Dismissed with Prejudice • HNG – Hung Jury • INC – Incompetent to Stand Trial • MST – Mistrial • NCPF – No Probable Cause Found • NPHH – No Preliminary Hearing Held • NGI – No Action Taken by the Grand Jury • NTB – No True Bill Returned by Grand Jury • PAR – Pardon-Prior to Adjudication Only • PRDIS – Pre-Payable Citation Dismissed • SAV – Set Aside Voided • VAC – Vacated Judgment • VEFC – Vacated Expunged Felony Conviction • VSC -Voided Sealed Conviction • WD - Withdrawn <p>Diverted</p> <ul style="list-style-type: none"> • DIV – Diversion • DP – Deferred Prosecution • PTD – Pretrial Diversion <p>FTA/FTV/AP</p> <ul style="list-style-type: none"> • AP – Administrative Procedure • FTA – Failure to Appear • FTV - Fugitive <p>Indictment</p> <ul style="list-style-type: none"> • IND – Indictment by Grand Jury/Information <p>Other</p> <ul style="list-style-type: none"> • OTH - Other
	Charges	A count of charges disposed.
	Cases	The total number of distinct cases disposed.

Disclaimer Associated with KCOJ/AOC Database(s) and Element(s)

RESEARCH AND STATISTICS DISCLAIMER

Information received from KYCourts/CourtNet is subject to change(s), reprogramming, modification(s) of format and availability at the direction of the Administrative Office of the Courts (AOC) and may not at any particular moment reflect the true status of court cases due to ordinary limitation(s), delay(s) or error(s) in the system's operation. The KYCourts/CourtNet database is not a real-time system. All datasets are a snapshot of case data at the time a query is run. Case counts are not counts of individuals as some persons may have multiple cases.

The AOC disclaims any warranties as to the validity of the information obtained from KYCourts/CourtNet. The recipient is solely responsible for verifying information received from KYCourts/CourtNet through the cross-referencing of official court records. The AOC shall not be liable

SEXUAL ASSAULT CHARGES DISPOSED

CALENDAR YEAR 2024 STATEWIDE

Disclaimer Associated with KCOJ/AOC Database(s) and Element(s)

to the recipient, or to any third party using the system or information obtained therefrom, for any damages whatsoever arising out of the use of KYCourts/CourtNet.

RESEARCH AND STATISTICS UOR CODE DISCLAIMER

The Kentucky State Police (KSP) assigns the Kentucky Uniform Crime Reporting Codes (UOR Codes) to criminal offenses in the Commonwealth of Kentucky. The KSP official list of UOR Codes by KRS number and descriptor can be obtained at the KSP's website at www.kentuckystatepolice.org.

The AOC assigns and maintains codes that are used within the Court of Justice Case Management System for statistical and reporting purposes. These codes are used to identify local and city ordinances, as well as codes for general administrative purposes. The AOC official list of UOR Codes with KRS number and descriptor can be obtained at the Court of Justice Website at [Analytics - Kentucky Court of Justice](#). The AOC UOR Code Listing is for informational purposes only and the information is subject to change, reprogramming, modifications of format, and availability at the direction of the Administrative Office of the Courts (AOC).

A query for data based on specified charges will include each UOR code specified and possible supplemental codes. Supplemental codes (or "ASCF" codes) to any UOR code include: 1) attempt, 2) solicitation, 3) conspiracy, 4) facilitation, 5) complicity, and 6) enhancement. In total, UOR codes contain seven digits. The first six digits are specific to that charge. The seventh digit indicates if there is a supplemental code. A "0" as the seventh digit means that is the primary UOR code and it does not have a supplemental code. If there are supplemental codes, the "0" will change to a 1, 2, 3, 4, 5, or 6 (the numbering corresponds to the list above). An enhancement does not exist on all UOR codes. When a supplemental code does not appear within a dataset, charge(s) did not occur during this period. The presence of "*obs" within the description of a UOR code indicates an obsolete UOR code. However, the code is still present within the KYCourts/CourtNet database and may still be utilized. Not every UOR code included in the query will have charges associated with it in each calendar year examined. Some cases may contain multiple charges; therefore, charge counts may exceed case counts. The number of cases cannot be inferred as the number of individuals as multiple cases may have the same defendant.

The AOC disclaims and makes no warranty, express or implied, nor assumes any legal liability or responsibility, for the validity, accuracy, correctness, or completeness of any information that is available and/or obtained through this listing. The recipient is solely responsible for verifying the accuracy of the information received from the official owner of the UOR Codes, the KSP. Furthermore, the AOC shall not be liable to the recipient, the recipient's heirs and assigns, next of kin or to any third party, for any and all claims, demands, losses or damages arising from the usage of this list and/or information contained therein.



ADMINISTRATIVE OFFICE OF THE COURTS
Research & Statistics

21_RSX4002

Specified Charges Disposed
(1/1/2024-12/31/2024) All Counties

CIRCUIT			Count	Acquitted	Amended	Convicted	Dismissed	Diverted	FTA / FTV / AP	Indictment	Other	Total
2024	ADAIR	0109900 RAPE, 1ST DEGREE	Charges	0	2	0	0	0	0	0	1	3
			Cases	0	2	0	0	0	0	0	1	3
		0109905 COMP RAPE, 1ST DEGREE	Charges	0	0	6	0	0	0	0	0	6
			Cases	0	0	1	0	0	0	0	0	1
		0109960 RAPE, 1ST DEGREE, VICTIM U/12 YEARS OF AGE	Charges	0	0	6	0	0	0	0	0	6
			Cases	0	0	1	0	0	0	0	0	1
		0111620 RAPE-2ND DEGREE-NO FORCE	Charges	0	0	3	0	0	0	0	0	3
			Cases	0	0	3	0	0	0	0	0	3
		0111650 RAPE, 3RD DEGREE	Charges	0	0	2	0	0	0	0	0	2
			Cases	0	0	2	0	0	0	0	0	2
		0111800 SODOMY, 1ST DEGREE	Charges	0	1	0	0	0	0	0	1	2
			Cases	0	1	0	0	0	0	0	1	2
		0111820 SODOMY, 1ST DEGREE, DOMESTIC VIOLENCE	Charges	0	0	1	0	0	0	0	0	1
			Cases	0	0	1	0	0	0	0	0	1
		0112050 SODOMY, 3RD DEGREE	Charges	0	0	2	0	0	0	0	0	2
			Cases	0	0	2	0	0	0	0	0	2
		0112200 SEXUAL ABUSE, 1ST DEGREE	Charges	0	0	9	0	0	0	0	0	9
			Cases	0	0	3	0	0	0	0	0	3
		0112205 COMP SEXUAL ABUSE, 1ST DEGREE	Charges	0	0	6	0	0	0	0	0	6
			Cases	0	0	1	0	0	0	0	0	1
		0112210 SEXUAL ABUSE, 1ST DEGREE, VICTIM U/12 YEARS OF AGE	Charges	0	0	30	0	0	0	0	0	30
			Cases	0	0	1	0	0	0	0	0	1

Considerations:

- * These statistics represent a snapshot in time.
- * A case may consist of one or multiple charges. The distinct count on cases counts the case only once.
- * Counts of cases do not necessarily represent counts of unique individuals.

Data Source: CourtNet
Query Date: 5/23/2025
Page 1 of 185

**Specified Charges Disposed
(1/1/2024-12/31/2024) All Counties**

CIRCUIT			Count	Acquitted	Amended	Convicted	Dismissed	Diverted	FTA / FTV / AP	Indictment	Other	Total
2024	ADAIR	0112215 COMP SEXUAL ABUSE, 1ST DEGREE, VICTIM U/12 YEARS OF AGE	Charges	0	0	30	0	0	0	0	0	30
			Cases	0	0	1	0	0	0	0	0	1
		0372180 USE OF A MINOR U/16 IN A SEX PERFORMANCE	Charges	0	0	0	1	0	0	0	0	1
			Cases	0	0	0	1	0	0	0	0	1
		0372200 USE OF MINOR UNDER 18 IN A SEXUAL PERFORMANCE	Charges	0	0	1	0	0	0	0	0	1
			Cases	0	0	1	0	0	0	0	0	1
		0381100 UNLAWFUL TRANSACTION W/MINOR 1ST DEG ILL SEX ACT, U/18	Charges	0	0	1	0	0	0	0	0	1
			Cases	0	0	1	0	0	0	0	0	1
		County Total	Charges	0	3	97	1	0	0	0	2	103
			Cases	0	2	9	1	0	0	0	1	10

Considerations:

- * These statistics represent a snapshot in time.
- * A case may consist of one or multiple charges. The distinct count on cases counts the case only once.
- * Counts of cases do not necessarily represent counts of unique individuals.

**Specified Charges Disposed
(1/1/2024-12/31/2024) All Counties**

CIRCUIT			Count	Acquitted	Amended	Convicted	Dismissed	Diverted	FTA / FTV / AP	Indictment	Other	Total
2024	ALLEN	0017090 SEXUAL ABUSE - 3RD DEGREE	Charges	0	0	2	0	0	0	0	0	2
			Cases	0	0	2	0	0	0	0	0	2
		0109900 RAPE, 1ST DEGREE	Charges	0	1	1	0	0	0	0	0	2
			Cases	0	1	1	0	0	0	0	0	2
		0109960 RAPE, 1ST DEGREE, VICTIM U/12 YEARS OF AGE	Charges	0	1	0	0	0	0	0	0	1
			Cases	0	1	0	0	0	0	0	0	1
		0111650 RAPE, 3RD DEGREE	Charges	0	1	0	0	0	0	0	0	1
			Cases	0	1	0	0	0	0	0	0	1
		0111800 SODOMY, 1ST DEGREE	Charges	0	1	0	0	0	0	0	0	1
			Cases	0	1	0	0	0	0	0	0	1
		0112020 SODOMY-2ND DEGREE	Charges	0	0	1	0	0	0	0	0	1
			Cases	0	0	1	0	0	0	0	0	1
		0112200 SEXUAL ABUSE, 1ST DEGREE	Charges	1	0	0	0	0	0	0	0	1
			Cases	1	0	0	0	0	0	0	0	1
		0112210 SEXUAL ABUSE, 1ST DEGREE, VICTIM U/12 YEARS OF AGE	Charges	0	2	0	1	0	0	0	0	3
			Cases	0	2	0	1	0	0	0	0	3
		0360510 *OBS* INCEST-FORCIBLE COMPULS/INCAPABLE CONSENT OR U/18 YOA	Charges	0	1	0	0	0	0	0	0	1
			Cases	0	1	0	0	0	0	0	0	1
		County Total	Charges	1	7	4	1	0	0	0	0	13
			Cases	1	6	3	1	0	0	0	0	8
	ANDERSON	0017090 SEXUAL ABUSE - 3RD DEGREE	Charges	0	0	1	0	0	0	0	0	1
			Cases	0	0	1	0	0	0	0	0	1

Considerations:

- * These statistics represent a snapshot in time.
- * A case may consist of one or multiple charges. The distinct count on cases counts the case only once.
- * Counts of cases do not necessarily represent counts of unique individuals.

**Specified Charges Disposed
(1/1/2024-12/31/2024) All Counties**

CIRCUIT			Count	Acquitted	Amended	Convicted	Dismissed	Diverted	FTA / FTV / AP	Indictment	Other	Total
2024	ANDERSON	0109900 RAPE, 1ST DEGREE	Charges	0	3	0	0	0	0	0	0	3
			Cases	0	3	0	0	0	0	0	0	3
		0109960 RAPE, 1ST DEGREE, VICTIM U/12 YEARS OF AGE	Charges	0	0	0	1	0	0	0	0	1
			Cases	0	0	0	1	0	0	0	0	1
		0111620 RAPE-2ND DEGREE-NO FORCE	Charges	0	0	0	1	0	0	0	0	1
			Cases	0	0	0	1	0	0	0	0	1
		0111650 RAPE, 3RD DEGREE	Charges	0	0	3	1	0	0	0	0	4
			Cases	0	0	3	1	0	0	0	0	4
		0111800 SODOMY, 1ST DEGREE	Charges	0	2	0	0	0	0	0	0	2
			Cases	0	1	0	0	0	0	0	0	1
		0112020 SODOMY-2ND DEGREE	Charges	0	0	0	1	0	0	0	0	1
			Cases	0	0	0	1	0	0	0	0	1
		0112050 SODOMY, 3RD DEGREE	Charges	0	0	4	1	0	0	0	0	5
			Cases	0	0	2	1	0	0	0	0	3
		0112200 SEXUAL ABUSE, 1ST DEGREE	Charges	0	1	1	0	0	0	0	0	2
			Cases	0	1	1	0	0	0	0	0	2
		0112210 SEXUAL ABUSE, 1ST DEGREE, VICTIM U/12 YEARS OF AGE	Charges	0	1	1	7	0	0	0	0	9
			Cases	0	1	1	2	0	0	0	0	3
		0112220 SEXUAL ABUSE, 2ND DEGREE	Charges	0	0	1	0	0	0	0	0	1
			Cases	0	0	1	0	0	0	0	0	1
		0360550 INCEST - FORCIBLE COMPULSION/INCAPABLE OF OR W/OUT CONSENT	Charges	0	0	0	1	0	0	0	0	1
			Cases	0	0	0	1	0	0	0	0	1

Considerations:

- * These statistics represent a snapshot in time.
- * A case may consist of one or multiple charges. The distinct count on cases counts the case only once.
- * Counts of cases do not necessarily represent counts of unique individuals.

**Specified Charges Disposed
(1/1/2024-12/31/2024) All Counties**

CIRCUIT			Count	Acquitted	Amended	Convicted	Dismissed	Diverted	FTA / FTV / AP	Indictment	Other	Total
2024	ANDERSON	0381100 UNLAWFUL TRANSACTION W/MINOR 1ST DEG ILL SEX ACT, U/18	Charges	0	0	7	0	0	0	0	0	7
			Cases	0	0	3	0	0	0	0	0	3
		County Total	Charges	0	7	18	13	0	0	0	0	38
			Cases	0	4	6	4	0	0	0	0	9
	BALLARD	0109940 RAPE, 1ST DEGREE - INCAPABLE OF CONSENT/PHYSICALLY HELPLESS	Charges	2	0	0	0	0	0	0	0	2
			Cases	1	0	0	0	0	0	0	0	1
		0381120 UNLAWFUL TRANSACTION W/MINOR 1ST DEG ILL SEX ACT, U/16	Charges	0	0	1	0	0	0	0	0	1
			Cases	0	0	1	0	0	0	0	0	1
		County Total	Charges	2	0	1	0	0	0	0	0	3
			Cases	1	0	1	0	0	0	0	0	2
	BARREN	0017090 SEXUAL ABUSE - 3RD DEGREE	Charges	0	0	1	0	0	0	0	0	1
			Cases	0	0	1	0	0	0	0	0	1
		0109900 RAPE, 1ST DEGREE	Charges	0	1	1	0	0	0	0	0	2
			Cases	0	1	1	0	0	0	0	0	2
		0109960 RAPE, 1ST DEGREE, VICTIM U/12 YEARS OF AGE	Charges	0	1	0	0	0	0	0	0	1
			Cases	0	1	0	0	0	0	0	0	1
		0111620 RAPE-2ND DEGREE-NO FORCE	Charges	0	0	1	0	0	0	0	0	1
			Cases	0	0	1	0	0	0	0	0	1
		0111800 SODOMY, 1ST DEGREE	Charges	0	1	4	0	0	0	0	0	5
			Cases	0	1	2	0	0	0	0	0	3
		0111860 SODOMY, 1ST DEGREE, VICTIM U/12 YEARS OF AGE	Charges	0	1	0	0	0	0	0	0	1
			Cases	0	1	0	0	0	0	0	0	1

Considerations:

- * These statistics represent a snapshot in time.
- * A case may consist of one or multiple charges. The distinct count on cases counts the case only once.
- * Counts of cases do not necessarily represent counts of unique individuals.

**Specified Charges Disposed
(1/1/2024-12/31/2024) All Counties**

CIRCUIT			Count	Acquitted	Amended	Convicted	Dismissed	Diverted	FTA / FTV / AP	Indictment	Other	Total
2024	BARREN	0112020 SODOMY-2ND DEGREE	Charges	0	0	1	0	0	0	0	0	1
			Cases	0	0	1	0	0	0	0	0	1
		0112200 SEXUAL ABUSE, 1ST DEGREE	Charges	0	3	3	0	0	0	0	0	6
			Cases	0	1	3	0	0	0	0	0	4
		0112210 SEXUAL ABUSE, 1ST DEGREE, VICTIM U/12 YEARS OF AGE	Charges	0	4	0	0	0	0	0	0	4
			Cases	0	4	0	0	0	0	0	0	4
		0360500 INCEST	Charges	0	0	1	0	0	0	0	0	1
			Cases	0	0	1	0	0	0	0	0	1
		0360510 *OBS* INCEST-FORCIBLE COMPULS/INCAPABLE CONSENT OR U/18 YOA	Charges	0	0	0	1	0	0	0	0	1
			Cases	0	0	0	1	0	0	0	0	1
		0360520 *OBS* INCEST - VICTIM U/12 YOA OR SERIOUS PHYSICAL INJURY	Charges	0	1	0	0	0	0	0	0	1
			Cases	0	1	0	0	0	0	0	0	1
		County Total	Charges	0	12	12	1	0	0	0	0	25
			Cases	0	6	6	1	0	0	0	0	7
	BATH	0109940 RAPE, 1ST DEGREE - INCAPABLE OF CONSENT/PHYSICALLY HELPLESS	Charges	0	1	0	0	0	0	0	0	1
			Cases	0	1	0	0	0	0	0	0	1
		County Total	Charges	0	1	0	0	0	0	0	0	1
			Cases	0	1	0	0	0	0	0	0	1

Considerations:

- * These statistics represent a snapshot in time.
- * A case may consist of one or multiple charges. The distinct count on cases counts the case only once.
- * Counts of cases do not necessarily represent counts of unique individuals.

**Specified Charges Disposed
(1/1/2024-12/31/2024) All Counties**

CIRCUIT			Count	Acquitted	Amended	Convicted	Dismissed	Diverted	FTA / FTV / AP	Indictment	Other	Total
2024	BELL	0017100 SEXUAL MISCONDUCT	Charges	0	0	1	0	0	0	0	0	1
			Cases	0	0	1	0	0	0	0	0	1
		0109960 RAPE, 1ST DEGREE, VICTIM U/12 YEARS OF AGE	Charges	1	0	0	0	0	0	0	0	1
			Cases	1	0	0	0	0	0	0	0	1
		0111620 RAPE-2ND DEGREE-NO FORCE	Charges	0	1	0	0	0	0	0	0	1
			Cases	0	1	0	0	0	0	0	0	1
		0111650 RAPE, 3RD DEGREE	Charges	0	0	1	0	0	0	0	0	1
			Cases	0	0	1	0	0	0	0	0	1
		0111860 SODOMY, 1ST DEGREE, VICTIM U/12 YEARS OF AGE	Charges	0	0	0	1	0	0	0	0	1
			Cases	0	0	0	1	0	0	0	0	1
		0112020 SODOMY-2ND DEGREE	Charges	0	0	1	1	0	0	0	0	2
			Cases	0	0	1	1	0	0	0	0	2
		0112200 SEXUAL ABUSE, 1ST DEGREE	Charges	0	1	0	1	0	0	0	0	2
			Cases	0	1	0	1	0	0	0	0	2
		0112210 SEXUAL ABUSE, 1ST DEGREE, VICTIM U/12 YEARS OF AGE	Charges	0	0	3	21	0	0	0	0	24
			Cases	0	0	2	2	0	0	0	0	4
		0360510 *OBS* INCEST-FORCIBLE COMPULS/INCAPABLE CONSENT OR U/18 YOA	Charges	0	0	0	2	0	0	0	0	2
			Cases	0	0	0	1	0	0	0	0	1
		0360520 *OBS* INCEST - VICTIM U/12 YOA OR SERIOUS PHYSICAL INJURY	Charges	1	0	0	0	0	0	0	0	1
			Cases	1	0	0	0	0	0	0	0	1
		County Total	Charges	2	2	6	26	0	0	0	0	36
			Cases	1	2	5	2	0	0	0	0	8

Considerations:

* These statistics represent a snapshot in time.

* A case may consist of one or multiple charges. The distinct count on cases counts the case only once.

* Counts of cases do not necessarily represent counts of unique individuals.

Data Source: CourtNet

Query Date: 5/23/2025

Page 7 of 185

**Specified Charges Disposed
(1/1/2024-12/31/2024) All Counties**

CIRCUIT			Count	Acquitted	Amended	Convicted	Dismissed	Diverted	FTA / FTV / AP	Indictment	Other	Total
2024	BOONE	0017090 SEXUAL ABUSE - 3RD DEGREE	Charges	0	0	2	0	0	0	0	0	2
			Cases	0	0	2	0	0	0	0	0	2
		0017100 SEXUAL MISCONDUCT	Charges	0	0	1	0	0	0	0	0	1
			Cases	0	0	1	0	0	0	0	0	1
		0109900 RAPE, 1ST DEGREE	Charges	0	2	3	1	0	0	0	0	6
			Cases	0	1	2	1	0	0	0	0	4
		0109960 RAPE, 1ST DEGREE, VICTIM U/12 YEARS OF AGE	Charges	0	4	0	0	0	0	0	0	4
			Cases	0	2	0	0	0	0	0	0	2
		0111620 RAPE-2ND DEGREE-NO FORCE	Charges	0	0	4	0	0	0	0	0	4
			Cases	0	0	1	0	0	0	0	0	1
		0111650 RAPE, 3RD DEGREE	Charges	0	2	10	4	0	0	0	0	16
			Cases	0	2	5	1	0	0	0	0	7
		0111800 SODOMY, 1ST DEGREE	Charges	0	3	1	0	0	0	0	0	4
			Cases	0	2	1	0	0	0	0	0	3
		0111820 SODOMY, 1ST DEGREE, DOMESTIC VIOLENCE	Charges	0	1	0	0	0	0	0	0	1
			Cases	0	1	0	0	0	0	0	0	1
		0111860 SODOMY, 1ST DEGREE, VICTIM U/12 YEARS OF AGE	Charges	0	1	0	1	0	0	0	0	2
			Cases	0	1	0	1	0	0	0	0	2
		0112020 SODOMY-2ND DEGREE	Charges	0	0	1	0	0	0	0	0	1
			Cases	0	0	1	0	0	0	0	0	1
		0112050 SODOMY, 3RD DEGREE	Charges	1	2	7	4	0	0	0	0	14
			Cases	1	2	4	1	0	0	0	0	6

Considerations:

- * These statistics represent a snapshot in time.
- * A case may consist of one or multiple charges. The distinct count on cases counts the case only once.
- * Counts of cases do not necessarily represent counts of unique individuals.

**Specified Charges Disposed
(1/1/2024-12/31/2024) All Counties**

CIRCUIT			Count	Acquitted	Amended	Convicted	Dismissed	Diverted	FTA / FTV / AP	Indictment	Other	Total
2024	BOONE	0112200 SEXUAL ABUSE, 1ST DEGREE	Charges	0	2	9	0	0	0	0	0	11
			Cases	0	2	6	0	0	0	0	0	8
		0112210 SEXUAL ABUSE, 1ST DEGREE, VICTIM U/12 YEARS OF AGE	Charges	0	0	1	2	0	0	0	0	3
			Cases	0	0	1	1	0	0	0	0	2
		0112212 SOLC SEXUAL ABUSE, 1ST DEGREE, VICTIM U/12 YEARS OF AGE	Charges	0	0	0	1	0	0	0	0	1
			Cases	0	0	0	1	0	0	0	0	1
		0112220 SEXUAL ABUSE, 2ND DEGREE	Charges	0	0	0	2	0	0	0	0	2
			Cases	0	0	0	1	0	0	0	0	1
		0360500 INCEST	Charges	0	0	1	0	0	0	0	0	1
			Cases	0	0	1	0	0	0	0	0	1
		0360520 *OBS* INCEST - VICTIM U/12 YOA OR SERIOUS PHYSICAL INJURY	Charges	0	1	0	0	0	0	0	0	1
			Cases	0	1	0	0	0	0	0	0	1
		0360550 INCEST - FORCIBLE COMPULSION/INCAPABLE OF OR W/OUT CONSENT	Charges	0	0	1	0	0	0	0	0	1
			Cases	0	0	1	0	0	0	0	0	1
		0372180 USE OF A MINOR U/16 IN A SEX PERFORMANCE	Charges	0	0	2	4	0	0	0	0	6
			Cases	0	0	2	2	0	0	0	0	3
		0372200 USE OF MINOR UNDER 18 IN A SEXUAL PERFORMANCE	Charges	0	1	0	0	0	0	0	0	1
			Cases	0	1	0	0	0	0	0	0	1
		County Total	Charges	1	19	43	19	0	0	0	0	82
			Cases	1	10	16	6	0	0	0	0	21

Considerations:

- * These statistics represent a snapshot in time.
- * A case may consist of one or multiple charges. The distinct count on cases counts the case only once.
- * Counts of cases do not necessarily represent counts of unique individuals.

**Specified Charges Disposed
(1/1/2024-12/31/2024) All Counties**

CIRCUIT			Count	Acquitted	Amended	Convicted	Dismissed	Diverted	FTA / FTV / AP	Indictment	Other	Total
2024	BOURBON	0109960 RAPE, 1ST DEGREE, VICTIM U/12 YEARS OF AGE	Charges	0	1	1	3	0	0	0	0	5
			Cases	0	1	1	1	0	0	0	0	2
		0111620 RAPE-2ND DEGREE-NO FORCE	Charges	0	1	0	0	0	0	0	0	1
			Cases	0	1	0	0	0	0	0	0	1
		0111860 SODOMY, 1ST DEGREE, VICTIM U/12 YEARS OF AGE	Charges	0	1	0	0	0	0	0	0	1
			Cases	0	1	0	0	0	0	0	0	1
		0112020 SODOMY-2ND DEGREE	Charges	0	2	0	0	0	0	0	0	2
			Cases	0	1	0	0	0	0	0	0	1
		0112200 SEXUAL ABUSE, 1ST DEGREE	Charges	0	1	0	0	0	0	0	0	1
			Cases	0	1	0	0	0	0	0	0	1
		0112210 SEXUAL ABUSE, 1ST DEGREE, VICTIM U/12 YEARS OF AGE	Charges	0	1	0	0	0	0	0	0	1
			Cases	0	1	0	0	0	0	0	0	1
		0112220 SEXUAL ABUSE, 2ND DEGREE	Charges	0	0	1	0	0	0	0	0	1
			Cases	0	0	1	0	0	0	0	0	1
		County Total	Charges	0	7	2	3	0	0	0	0	12
			Cases	0	2	2	1	0	0	0	0	3

Considerations:

- * These statistics represent a snapshot in time.
- * A case may consist of one or multiple charges. The distinct count on cases counts the case only once.
- * Counts of cases do not necessarily represent counts of unique individuals.

**Specified Charges Disposed
(1/1/2024-12/31/2024) All Counties**

CIRCUIT			Count	Acquitted	Amended	Convicted	Dismissed	Diverted	FTA / FTV / AP	Indictment	Other	Total
2024	BOYD	0109900 RAPE, 1ST DEGREE	Charges	0	1	1	0	0	0	0	0	2
			Cases	0	1	1	0	0	0	0	0	2
		0111650 RAPE, 3RD DEGREE	Charges	0	0	1	1	0	0	0	0	2
			Cases	0	0	1	1	0	0	0	0	2
		0111680 RAPE, 2ND DEGREE (INTELLECTUAL DISABILITY)	Charges	0	1	0	0	0	0	0	0	1
			Cases	0	1	0	0	0	0	0	0	1
		0112020 SODOMY-2ND DEGREE	Charges	0	0	0	1	0	0	0	0	1
			Cases	0	0	0	1	0	0	0	0	1
		0112200 SEXUAL ABUSE, 1ST DEGREE	Charges	0	2	0	1	0	0	0	0	3
			Cases	0	1	0	1	0	0	0	0	2
		0112205 COMP SEXUAL ABUSE, 1ST DEGREE	Charges	0	2	0	0	0	0	0	0	2
			Cases	0	1	0	0	0	0	0	0	1
		0112210 SEXUAL ABUSE, 1ST DEGREE, VICTIM U/12 YEARS OF AGE	Charges	0	2	2	0	0	1	0	0	5
			Cases	0	1	1	0	0	1	0	0	3
		0372180 USE OF A MINOR U/16 IN A SEX PERFORMANCE	Charges	0	0	0	1	0	0	0	0	1
			Cases	0	0	0	1	0	0	0	0	1
		0381120 UNLAWFUL TRANSACTION W/MINOR 1ST DEG ILL SEX ACT, U/16	Charges	0	0	0	1	0	0	0	0	1
			Cases	0	0	0	1	0	0	0	0	1
		County Total	Charges	0	8	4	5	0	1	0	0	18
			Cases	0	5	3	2	0	1	0	0	11

Considerations:

* These statistics represent a snapshot in time.

* A case may consist of one or multiple charges. The distinct count on cases counts the case only once.

* Counts of cases do not necessarily represent counts of unique individuals.

Data Source: CourtNet

Query Date: 5/23/2025

Page 11 of 185

**Specified Charges Disposed
(1/1/2024-12/31/2024) All Counties**

CIRCUIT			Count	Acquitted	Amended	Convicted	Dismissed	Diverted	FTA / FTV / AP	Indictment	Other	Total
2024	BOYLE	0109960 RAPE, 1ST DEGREE, VICTIM U/12 YEARS OF AGE	Charges	0	0	0	0	0	1	0	0	1
			Cases	0	0	0	0	0	1	0	0	1
		0111650 RAPE, 3RD DEGREE	Charges	0	0	0	4	0	0	0	0	4
			Cases	0	0	0	1	0	0	0	0	1
		0111860 SODOMY, 1ST DEGREE, VICTIM U/12 YEARS OF AGE	Charges	0	0	0	0	0	1	0	0	1
			Cases	0	0	0	0	0	1	0	0	1
		0112050 SODOMY, 3RD DEGREE	Charges	0	0	0	5	0	0	0	0	5
			Cases	0	0	0	1	0	0	0	0	1
		0112080 SODOMY, 2ND DEGREE (INTELLECTUAL DISABILITY)	Charges	0	0	1	0	0	0	0	0	1
			Cases	0	0	1	0	0	0	0	0	1
		0112210 SEXUAL ABUSE, 1ST DEGREE, VICTIM U/12 YEARS OF AGE	Charges	0	0	1	0	0	1	0	0	2
			Cases	0	0	1	0	0	1	0	0	2
		0360510 *OBS* INCEST-FORCIBLE COMPULS/INCAPABLE CONSENT OR U/18 YOA	Charges	0	1	0	0	0	0	0	0	1
			Cases	0	1	0	0	0	0	0	0	1
		0360561 ATT INCEST - PERSON LESS THAN 18 BY PERSON 3 OR MORE YRS OLDER	Charges	0	0	1	0	0	0	0	0	1
			Cases	0	0	1	0	0	0	0	0	1
		0381100 UNLAWFUL TRANSACTION W/MINOR 1ST DEG ILL SEX ACT, U/18	Charges	0	0	1	0	0	0	0	0	1
			Cases	0	0	1	0	0	0	0	0	1
		0381120 UNLAWFUL TRANSACTION W/MINOR 1ST DEG ILL SEX ACT, U/16	Charges	0	1	0	0	0	0	0	0	1
			Cases	0	1	0	0	0	0	0	0	1
		County Total	Charges	0	2	4	9	0	3	0	0	18
			Cases	0	2	2	1	0	1	0	0	5

Considerations:

* These statistics represent a snapshot in time.

* A case may consist of one or multiple charges. The distinct count on cases counts the case only once.

* Counts of cases do not necessarily represent counts of unique individuals.

Data Source: CourtNet

Query Date: 5/23/2025

Page 12 of 185

**Specified Charges Disposed
(1/1/2024-12/31/2024) All Counties**

CIRCUIT			Count	Acquitted	Amended	Convicted	Dismissed	Diverted	FTA / FTV / AP	Indictment	Other	Total
2024	BRACKEN	0111860 SODOMY, 1ST DEGREE, VICTIM U/12 YEARS OF AGE	Charges	2	0	0	0	0	0	0	0	2
			Cases	1	0	0	0	0	0	0	0	1
		0112020 SODOMY-2ND DEGREE	Charges	0	0	0	2	0	0	0	0	2
			Cases	0	0	0	1	0	0	0	0	1
		0112200 SEXUAL ABUSE, 1ST DEGREE	Charges	4	0	0	2	0	0	0	0	6
			Cases	1	0	0	1	0	0	0	0	1
		0112210 SEXUAL ABUSE, 1ST DEGREE, VICTIM U/12 YEARS OF AGE	Charges	3	0	0	0	0	0	0	0	3
			Cases	1	0	0	0	0	0	0	0	1
		County Total	Charges	9	0	0	4	0	0	0	0	13
			Cases	1	0	0	1	0	0	0	0	1
	BRECKINRIDGE	0111850 SODOMY,1ST -INCAPABLE OF CONSENT/PHY HELPLESS/SERIOUS INJURY	Charges	0	0	0	2	0	0	0	0	2
			Cases	0	0	0	2	0	0	0	0	2
		0111860 SODOMY, 1ST DEGREE, VICTIM U/12 YEARS OF AGE	Charges	0	1	0	1	0	0	0	0	2
			Cases	0	1	0	1	0	0	0	0	2
		0111861 ATT SODOMY, 1ST DEGREE, VICTIM U/12 YEARS OF AGE	Charges	0	0	1	0	0	0	0	0	1
			Cases	0	0	1	0	0	0	0	0	1
		0112200 SEXUAL ABUSE, 1ST DEGREE	Charges	0	0	2	0	0	0	0	0	2
			Cases	0	0	2	0	0	0	0	0	2
		0112210 SEXUAL ABUSE, 1ST DEGREE, VICTIM U/12 YEARS OF AGE	Charges	0	0	3	1	0	0	0	0	4
			Cases	0	0	2	1	0	0	0	0	3
		County Total	Charges	0	1	6	4	0	0	0	0	11
			Cases	0	1	3	4	0	0	0	0	7

Considerations:

* These statistics represent a snapshot in time.

* A case may consist of one or multiple charges. The distinct count on cases counts the case only once.

* Counts of cases do not necessarily represent counts of unique individuals.

Data Source: CourtNet

Query Date: 5/23/2025

Page 13 of 185

**Specified Charges Disposed
(1/1/2024-12/31/2024) All Counties**

CIRCUIT			Count	Acquitted	Amended	Convicted	Dismissed	Diverted	FTA / FTV / AP	Indictment	Other	Total
2024	BULLITT	0017090 SEXUAL ABUSE - 3RD DEGREE	Charges	0	0	0	1	0	0	0	0	1
			Cases	0	0	0	1	0	0	0	0	1
		0109900 RAPE, 1ST DEGREE	Charges	0	1	0	4	0	0	0	0	5
			Cases	0	1	0	2	0	0	0	0	3
		0109901 ATT RAPE, 1ST DEGREE	Charges	0	0	1	0	0	0	0	0	1
			Cases	0	0	1	0	0	0	0	0	1
		0109940 RAPE, 1ST DEGREE - INCAPABLE OF CONSENT/PHYSICALLY HELPLESS	Charges	0	0	0	1	0	0	0	0	1
			Cases	0	0	0	1	0	0	0	0	1
		0109960 RAPE, 1ST DEGREE, VICTIM U/12 YEARS OF AGE	Charges	0	1	0	5	0	0	0	0	6
			Cases	0	1	0	3	0	0	0	0	4
		0111610 RAPE, 2ND DEGREE (MENTALLY INCAPACITATED)	Charges	0	0	0	1	0	0	0	0	1
			Cases	0	0	0	1	0	0	0	0	1
		0111650 RAPE, 3RD DEGREE	Charges	0	0	0	1	0	0	0	0	1
			Cases	0	0	0	1	0	0	0	0	1
		0111800 SODOMY, 1ST DEGREE	Charges	0	1	0	2	0	0	0	0	3
			Cases	0	1	0	2	0	0	0	0	2
		0111840 SODOMY, 1ST DEGREE - INCAPABLE OF CONSENT/PHYSICALLY HELPLES	Charges	0	0	0	1	0	0	0	0	1
			Cases	0	0	0	1	0	0	0	0	1
		0111860 SODOMY, 1ST DEGREE, VICTIM U/12 YEARS OF AGE	Charges	0	1	0	3	0	0	0	0	4
			Cases	0	1	0	2	0	0	0	0	3
		0112010 SODOMY 2ND DEGREE (MENTALLY INCAPACITED)	Charges	0	0	0	1	0	0	0	0	1
			Cases	0	0	0	1	0	0	0	0	1

Considerations:

- * These statistics represent a snapshot in time.
- * A case may consist of one or multiple charges. The distinct count on cases counts the case only once.
- * Counts of cases do not necessarily represent counts of unique individuals.

**Specified Charges Disposed
(1/1/2024-12/31/2024) All Counties**

CIRCUIT			Count	Acquitted	Amended	Convicted	Dismissed	Diverted	FTA / FTV / AP	Indictment	Other	Total
2024	BULLITT	0112050 SODOMY, 3RD DEGREE	Charges	0	0	1	0	0	0	0	0	1
			Cases	0	0	1	0	0	0	0	0	1
		0112110 *OBS* SEXUAL ABUSE-1ST DEGREE	Charges	0	0	0	2	0	0	0	0	2
			Cases	0	0	0	1	0	0	0	0	1
		0112200 SEXUAL ABUSE, 1ST DEGREE	Charges	0	2	0	8	0	0	0	0	10
			Cases	0	1	0	5	0	0	0	0	6
		0112210 SEXUAL ABUSE, 1ST DEGREE, VICTIM U/12 YEARS OF AGE	Charges	0	1	3	10	0	0	0	0	14
			Cases	0	1	2	6	0	0	0	0	9
		0112211 ATT SEXUAL ABUSE, 1ST DEGREE, VICTIM U/12 YEARS OF AGE	Charges	0	0	0	1	0	0	0	0	1
			Cases	0	0	0	1	0	0	0	0	1
		0360510 *OBS* INCEST-FORCIBLE COMPULS/INCAPABLE CONSENT OR U/18 YOA	Charges	0	0	0	1	0	0	0	0	1
			Cases	0	0	0	1	0	0	0	0	1
		0360520 *OBS* INCEST - VICTIM U/12 YOA OR SERIOUS PHYSICAL INJURY	Charges	0	0	0	7	0	0	0	0	7
			Cases	0	0	0	3	0	0	0	0	3
		0360550 INCEST - FORCIBLE COMPULSION/INCAPABLE OF OR W/OUT CONSENT	Charges	0	0	0	2	0	0	0	0	2
			Cases	0	0	0	1	0	0	0	0	1
		0372200 USE OF MINOR UNDER 18 IN A SEXUAL PERFORMANCE	Charges	0	0	0	2	0	0	0	0	2
			Cases	0	0	0	1	0	0	0	0	1
		0381100 UNLAWFUL TRANSACTION W/MINOR 1ST DEG ILL SEX ACT, U/18	Charges	0	0	0	2	0	0	0	0	2
			Cases	0	0	0	1	0	0	0	0	1
		0381120 UNLAWFUL TRANSACTION W/MINOR 1ST DEG ILL SEX ACT, U/16	Charges	0	1	0	0	0	0	0	0	1
			Cases	0	1	0	0	0	0	0	0	1

Considerations:

- * These statistics represent a snapshot in time.
- * A case may consist of one or multiple charges. The distinct count on cases counts the case only once.
- * Counts of cases do not necessarily represent counts of unique individuals.

**Specified Charges Disposed
(1/1/2024-12/31/2024) All Counties**

CIRCUIT			Count	Acquitted	Amended	Convicted	Dismissed	Diverted	FTA / FTV / AP	Indictment	Other	Total
2024	BULLITT	County Total	Charges	0	8	5	55	0	0	0	0	68
			Cases	0	6	4	18	0	0	0	0	21
	BUTLER	0017100 SEXUAL MISCONDUCT	Charges	0	0	1	0	0	0	0	0	1
			Cases	0	0	1	0	0	0	0	0	1
		0109900 RAPE, 1ST DEGREE	Charges	0	2	2	26	0	0	0	0	30
			Cases	0	2	2	4	0	0	0	0	7
		0109920 RAPE, 1ST DEGREE - DOMESTIC VIOLENCE	Charges	0	0	0	5	0	0	0	0	5
			Cases	0	0	0	1	0	0	0	0	1
		0109921 ATT RAPE, 1ST DEGREE - DOMESTIC VIOLENCE	Charges	0	0	0	1	0	0	0	0	1
			Cases	0	0	0	1	0	0	0	0	1
		0111650 RAPE, 3RD DEGREE	Charges	0	0	3	4	0	0	0	0	7
			Cases	0	0	2	2	0	0	0	0	3
		0111800 SODOMY, 1ST DEGREE	Charges	0	0	1	1	0	0	0	0	2
			Cases	0	0	1	1	0	0	0	0	2
		0111820 SODOMY, 1ST DEGREE, DOMESTIC VIOLENCE	Charges	0	0	0	4	0	0	0	0	4
			Cases	0	0	0	1	0	0	0	0	1
		0111860 SODOMY, 1ST DEGREE, VICTIM U/12 YEARS OF AGE	Charges	0	1	0	3	0	0	0	0	4
			Cases	0	1	0	2	0	0	0	0	3
		0112050 SODOMY, 3RD DEGREE	Charges	0	0	0	1	0	0	0	0	1
			Cases	0	0	0	1	0	0	0	0	1
		0112200 SEXUAL ABUSE, 1ST DEGREE	Charges	0	1	4	19	0	0	0	0	24
			Cases	0	1	1	7	0	0	0	0	8

Considerations:

- * These statistics represent a snapshot in time.
- * A case may consist of one or multiple charges. The distinct count on cases counts the case only once.
- * Counts of cases do not necessarily represent counts of unique individuals.

**Specified Charges Disposed
(1/1/2024-12/31/2024) All Counties**

CIRCUIT			Count	Acquitted	Amended	Convicted	Dismissed	Diverted	FTA / FTV / AP	Indictment	Other	Total
2024	BUTLER	0112210 SEXUAL ABUSE, 1ST DEGREE, VICTIM U/12 YEARS OF AGE	Charges	0	1	0	36	0	0	0	0	37
			Cases	0	1	0	3	0	0	0	0	3
		0360510 *OBS* INCEST-FORCIBLE COMPULS/INCAPABLE CONSENT OR U/18 YOA	Charges	0	0	0	9	0	0	0	0	9
			Cases	0	0	0	1	0	0	0	0	1
		0360520 *OBS* INCEST - VICTIM U/12 YOA OR SERIOUS PHYSICAL INJURY	Charges	0	0	0	2	0	0	0	0	2
			Cases	0	0	0	1	0	0	0	0	1
		0372180 USE OF A MINOR U/16 IN A SEX PERFORMANCE	Charges	0	0	0	6	0	0	0	0	6
			Cases	0	0	0	3	0	0	0	0	3
		0381120 UNLAWFUL TRANSACTION W/MINOR 1ST DEG ILL SEX ACT, U/16	Charges	0	5	0	41	0	0	0	0	46
			Cases	0	2	0	3	0	0	0	0	5
		County Total	Charges	0	10	11	158	0	0	0	0	179
			Cases	0	4	7	14	0	0	0	0	18
	CALDWELL	0381122 SOLC UNLAWFUL TRANSACTION W/MINOR 1ST DEG ILL SEX ACT, U/16	Charges	0	1	0	0	0	0	0	0	1
			Cases	0	1	0	0	0	0	0	0	1
		County Total	Charges	0	1	0	0	0	0	0	0	1
			Cases	0	1	0	0	0	0	0	0	1

Considerations:

- * These statistics represent a snapshot in time.
- * A case may consist of one or multiple charges. The distinct count on cases counts the case only once.
- * Counts of cases do not necessarily represent counts of unique individuals.

**Specified Charges Disposed
(1/1/2024-12/31/2024) All Counties**

CIRCUIT			Count	Acquitted	Amended	Convicted	Dismissed	Diverted	FTA / FTV / AP	Indictment	Other	Total
2024	CALLOWAY	0017090 SEXUAL ABUSE - 3RD DEGREE	Charges	0	1	0	0	0	0	0	0	1
			Cases	0	1	0	0	0	0	0	0	1
		0017100 SEXUAL MISCONDUCT	Charges	0	0	3	0	0	0	0	0	3
			Cases	0	0	1	0	0	0	0	0	1
		0109900 RAPE, 1ST DEGREE	Charges	0	1	0	0	0	0	0	0	1
			Cases	0	1	0	0	0	0	0	0	1
		0111650 RAPE, 3RD DEGREE	Charges	0	0	1	0	0	0	0	0	1
			Cases	0	0	1	0	0	0	0	0	1
		0111800 SODOMY, 1ST DEGREE	Charges	0	0	0	1	0	0	0	0	1
			Cases	0	0	0	1	0	0	0	0	1
		0112200 SEXUAL ABUSE, 1ST DEGREE	Charges	0	2	1	0	0	0	0	0	3
			Cases	0	1	1	0	0	0	0	0	2
		0112210 SEXUAL ABUSE, 1ST DEGREE, VICTIM U/12 YEARS OF AGE	Charges	0	0	0	2	0	0	0	0	2
			Cases	0	0	0	1	0	0	0	0	1
		County Total	Charges	0	4	5	3	0	0	0	0	12
			Cases	0	2	3	2	0	0	0	0	3
	CAMPBELL	0017100 SEXUAL MISCONDUCT	Charges	0	0	5	0	0	0	0	0	5
			Cases	0	0	5	0	0	0	0	0	5
		0109900 RAPE, 1ST DEGREE	Charges	0	0	6	2	0	0	0	0	8
			Cases	0	0	3	2	0	0	0	0	4
		0109940 RAPE, 1ST DEGREE - INCAPABLE OF CONSENT/PHYSICALLY HELPLESS	Charges	0	0	1	0	0	0	0	0	1
			Cases	0	0	1	0	0	0	0	0	1

Considerations:

- * These statistics represent a snapshot in time.
- * A case may consist of one or multiple charges. The distinct count on cases counts the case only once.
- * Counts of cases do not necessarily represent counts of unique individuals.

**Specified Charges Disposed
(1/1/2024-12/31/2024) All Counties**

CIRCUIT			Count	Acquitted	Amended	Convicted	Dismissed	Diverted	FTA / FTV / AP	Indictment	Other	Total
2024	CAMPBELL	0109960 RAPE, 1ST DEGREE, VICTIM U/12 YEARS OF AGE	Charges	0	1	0	0	0	0	0	0	1
			Cases	0	1	0	0	0	0	0	0	1
		0111620 RAPE-2ND DEGREE-NO FORCE	Charges	0	1	0	0	0	0	0	0	1
			Cases	0	1	0	0	0	0	0	0	1
		0111650 RAPE, 3RD DEGREE	Charges	0	0	3	0	0	0	0	0	3
			Cases	0	0	2	0	0	0	0	0	2
		0111800 SODOMY, 1ST DEGREE	Charges	0	0	6	0	0	0	0	0	6
			Cases	0	0	2	0	0	0	0	0	2
		0111840 SODOMY, 1ST DEGREE - INCAPABLE OF CONSENT/PHYSICALLY HELPLES	Charges	0	0	1	0	0	0	0	0	1
			Cases	0	0	1	0	0	0	0	0	1
		0111860 SODOMY, 1ST DEGREE, VICTIM U/12 YEARS OF AGE	Charges	0	2	2	0	0	0	0	0	4
			Cases	0	1	1	0	0	0	0	0	2
		0111865 COMP SODOMY, 1ST DEGREE, VICTIM U/12 YEARS OF AGE	Charges	0	0	0	2	0	0	0	0	2
			Cases	0	0	0	1	0	0	0	0	1
		0112020 SODOMY-2ND DEGREE	Charges	0	0	1	0	0	0	0	0	1
			Cases	0	0	1	0	0	0	0	0	1
		0112025 COMP SODOMY-2ND DEGREE	Charges	0	0	1	0	0	0	0	0	1
			Cases	0	0	1	0	0	0	0	0	1
		0112050 SODOMY, 3RD DEGREE	Charges	0	0	5	0	0	0	0	0	5
			Cases	0	0	4	0	0	0	0	0	4
		0112055 COMP SODOMY, 3RD DEGREE	Charges	0	0	1	0	0	0	0	0	1
			Cases	0	0	1	0	0	0	0	0	1

Considerations:

- * These statistics represent a snapshot in time.
- * A case may consist of one or multiple charges. The distinct count on cases counts the case only once.
- * Counts of cases do not necessarily represent counts of unique individuals.

**Specified Charges Disposed
(1/1/2024-12/31/2024) All Counties**

CIRCUIT			Count	Acquitted	Amended	Convicted	Dismissed	Diverted	FTA / FTV / AP	Indictment	Other	Total
2024	CAMPBELL	0112200 SEXUAL ABUSE, 1ST DEGREE	Charges	0	2	10	2	0	0	0	0	14
			Cases	0	1	6	2	0	0	0	0	9
		0112205 COMP SEXUAL ABUSE, 1ST DEGREE	Charges	0	0	2	0	0	0	0	0	2
			Cases	0	0	1	0	0	0	0	0	1
		0112210 SEXUAL ABUSE, 1ST DEGREE, VICTIM U/12 YEARS OF AGE	Charges	0	2	1	0	0	0	0	0	3
			Cases	0	2	1	0	0	0	0	0	3
		0112215 COMP SEXUAL ABUSE, 1ST DEGREE, VICTIM U/12 YEARS OF AGE	Charges	0	1	1	0	0	0	0	0	2
			Cases	0	1	1	0	0	0	0	0	1
		0360500 INCEST	Charges	0	0	1	0	0	0	0	0	1
			Cases	0	0	1	0	0	0	0	0	1
		0360520 *OBS* INCEST - VICTIM U/12 YOA OR SERIOUS PHYSICAL INJURY	Charges	0	0	1	0	0	0	0	0	1
			Cases	0	0	1	0	0	0	0	0	1
		0360570 INCEST - WITH PERSON LESS THAN 12 YEARS OF AGE	Charges	0	0	1	0	0	0	0	0	1
			Cases	0	0	1	0	0	0	0	0	1
		0360575 COMP INCEST - WITH PERSON LESS THAN 12 YEARS OF AGE	Charges	0	0	0	1	0	0	0	0	1
			Cases	0	0	0	1	0	0	0	0	1
		0372180 USE OF A MINOR U/16 IN A SEX PERFORMANCE	Charges	0	0	2	0	0	0	0	0	2
			Cases	0	0	1	0	0	0	0	0	1
		0372200 USE OF MINOR UNDER 18 IN A SEXUAL PERFORMANCE	Charges	0	0	1	0	0	0	0	0	1
			Cases	0	0	1	0	0	0	0	0	1
		County Total	Charges	0	9	52	7	0	0	0	0	68
			Cases	0	7	16	4	0	0	0	0	18

Considerations:

- * These statistics represent a snapshot in time.
- * A case may consist of one or multiple charges. The distinct count on cases counts the case only once.
- * Counts of cases do not necessarily represent counts of unique individuals.

**Specified Charges Disposed
(1/1/2024-12/31/2024) All Counties**

CIRCUIT			Count	Acquitted	Amended	Convicted	Dismissed	Diverted	FTA / FTV / AP	Indictment	Other	Total
2024	CARLISLE	0111650 RAPE, 3RD DEGREE	Charges	0	0	1	0	0	0	0	0	1
			Cases	0	0	1	0	0	0	0	0	1
		0112050 SODOMY, 3RD DEGREE	Charges	0	0	1	0	0	0	0	0	1
			Cases	0	0	1	0	0	0	0	0	1
		0372200 USE OF MINOR UNDER 18 IN A SEXUAL PERFORMANCE	Charges	0	0	1	3	0	0	0	0	4
			Cases	0	0	1	1	0	0	0	0	1
		0381100 UNLAWFUL TRANSACTION W/MINOR 1ST DEG ILL SEX ACT, U/18	Charges	1	0	2	2	0	0	0	0	5
			Cases	1	0	1	1	0	0	0	0	2
		0381120 UNLAWFUL TRANSACTION W/MINOR 1ST DEG ILL SEX ACT, U/16	Charges	0	0	0	1	0	0	0	0	1
			Cases	0	0	0	1	0	0	0	0	1
		County Total	Charges	1	0	5	6	0	0	0	0	12
			Cases	1	0	2	2	0	0	0	0	3
	CARROLL	0109900 RAPE, 1ST DEGREE	Charges	0	0	2	0	0	0	0	0	2
			Cases	0	0	1	0	0	0	0	0	1
		0109960 RAPE, 1ST DEGREE, VICTIM U/12 YEARS OF AGE	Charges	0	0	1	0	0	0	0	0	1
			Cases	0	0	1	0	0	0	0	0	1
		0111650 RAPE, 3RD DEGREE	Charges	0	2	0	0	0	0	0	0	2
			Cases	0	2	0	0	0	0	0	0	2
		0111651 ATT RAPE, 3RD DEGREE	Charges	0	0	1	0	0	0	0	0	1
			Cases	0	0	1	0	0	0	0	0	1
		0111800 SODOMY, 1ST DEGREE	Charges	0	0	1	0	0	0	0	0	1
			Cases	0	0	1	0	0	0	0	0	1

Considerations:

* These statistics represent a snapshot in time.

* A case may consist of one or multiple charges. The distinct count on cases counts the case only once.

* Counts of cases do not necessarily represent counts of unique individuals.

Data Source: CourtNet

Query Date: 5/23/2025

Page 21 of 185

**Specified Charges Disposed
(1/1/2024-12/31/2024) All Counties**

CIRCUIT			Count	Acquitted	Amended	Convicted	Dismissed	Diverted	FTA / FTV / AP	Indictment	Other	Total
2024	CARROLL	0111860 SODOMY, 1ST DEGREE, VICTIM U/12 YEARS OF AGE	Charges	0	1	1	0	0	0	0	0	2
			Cases	0	1	1	0	0	0	0	0	2
		0112020 SODOMY-2ND DEGREE	Charges	0	0	1	0	0	0	0	0	1
			Cases	0	0	1	0	0	0	0	0	1
		0112050 SODOMY, 3RD DEGREE	Charges	0	0	1	0	0	0	0	0	1
			Cases	0	0	1	0	0	0	0	0	1
		0112200 SEXUAL ABUSE, 1ST DEGREE	Charges	0	0	5	0	0	0	0	0	5
			Cases	0	0	4	0	0	0	0	0	4
		0112210 SEXUAL ABUSE, 1ST DEGREE, VICTIM U/12 YEARS OF AGE	Charges	0	1	3	0	0	0	0	0	4
			Cases	0	1	2	0	0	0	0	0	3
		0360510 *OBS* INCEST-FORCIBLE COMPULS/INCAPABLE CONSENT OR U/18 YOA	Charges	0	0	1	0	0	0	0	0	1
			Cases	0	0	1	0	0	0	0	0	1
		County Total	Charges	0	4	17	0	0	0	0	0	21
			Cases	0	3	6	0	0	0	0	0	7

Considerations:

* These statistics represent a snapshot in time.

* A case may consist of one or multiple charges. The distinct count on cases counts the case only once.

* Counts of cases do not necessarily represent counts of unique individuals.

Data Source: CourtNet

Query Date: 5/23/2025

Page 22 of 185

**Specified Charges Disposed
(1/1/2024-12/31/2024) All Counties**

CIRCUIT			Count	Acquitted	Amended	Convicted	Dismissed	Diverted	FTA / FTV / AP	Indictment	Other	Total
2024	CARTER	0109940 RAPE, 1ST DEGREE - INCAPABLE OF CONSENT/PHYSICALLY HELPLESS	Charges	0	0	0	1	0	0	0	0	1
			Cases	0	0	0	1	0	0	0	0	1
		0109960 RAPE, 1ST DEGREE, VICTIM U/12 YEARS OF AGE	Charges	0	1	0	1	0	0	0	0	2
			Cases	0	1	0	1	0	0	0	0	2
		0111800 SODOMY, 1ST DEGREE	Charges	0	0	1	2	0	0	0	0	3
			Cases	0	0	1	2	0	0	0	0	3
		0112050 SODOMY, 3RD DEGREE	Charges	0	0	2	3	0	0	0	0	5
			Cases	0	0	2	2	0	0	0	0	2
		0112200 SEXUAL ABUSE, 1ST DEGREE	Charges	0	0	4	8	0	0	0	0	12
			Cases	0	0	3	2	0	0	0	0	3
		0112210 SEXUAL ABUSE, 1ST DEGREE, VICTIM U/12 YEARS OF AGE	Charges	0	1	2	2	0	0	0	0	5
			Cases	0	1	2	1	0	0	0	0	3
		0112220 SEXUAL ABUSE, 2ND DEGREE	Charges	0	0	3	0	0	0	0	0	3
			Cases	0	0	3	0	0	0	0	0	3
		0360520 *OBS* INCEST - VICTIM U/12 YOA OR SERIOUS PHYSICAL INJURY	Charges	0	0	0	1	0	0	0	0	1
			Cases	0	0	0	1	0	0	0	0	1
		0381120 UNLAWFUL TRANSACTION W/MINOR 1ST DEG ILL SEX ACT, U/16	Charges	0	0	1	0	0	0	0	0	1
			Cases	0	0	1	0	0	0	0	0	1
		County Total	Charges	0	2	13	18	0	0	0	0	33
			Cases	0	2	9	5	0	0	0	0	10

Considerations:

* These statistics represent a snapshot in time.

* A case may consist of one or multiple charges. The distinct count on cases counts the case only once.

* Counts of cases do not necessarily represent counts of unique individuals.

Data Source: CourtNet

Query Date: 5/23/2025

Page 23 of 185

**Specified Charges Disposed
(1/1/2024-12/31/2024) All Counties**

CIRCUIT			Count	Acquitted	Amended	Convicted	Dismissed	Diverted	FTA / FTV / AP	Indictment	Other	Total
2024	CASEY	0111650 RAPE, 3RD DEGREE	Charges	0	0	2	0	0	0	0	0	2
			Cases	0	0	2	0	0	0	0	0	2
		0112050 SODOMY, 3RD DEGREE	Charges	0	0	1	0	0	0	0	0	1
			Cases	0	0	1	0	0	0	0	0	1
		0112200 SEXUAL ABUSE, 1ST DEGREE	Charges	0	0	1	1	0	0	0	0	2
			Cases	0	0	1	1	0	0	0	0	2
		County Total	Charges	0	0	4	1	0	0	0	0	5
			Cases	0	0	3	1	0	0	0	0	4
	CHRISTIAN	0017100 SEXUAL MISCONDUCT	Charges	0	0	0	3	0	0	0	0	3
			Cases	0	0	0	1	0	0	0	0	1
		0109900 RAPE, 1ST DEGREE	Charges	0	4	0	4	0	0	0	0	8
			Cases	0	4	0	3	0	0	0	0	7
		0109901 ATT RAPE, 1ST DEGREE	Charges	0	0	1	0	0	0	0	0	1
			Cases	0	0	1	0	0	0	0	0	1
		0109920 RAPE, 1ST DEGREE - DOMESTIC VIOLENCE	Charges	0	1	0	0	0	0	0	0	1
			Cases	0	1	0	0	0	0	0	0	1
		0109940 RAPE, 1ST DEGREE - INCAPABLE OF CONSENT/PHYSICALLY HELPLESS	Charges	0	0	0	1	0	0	0	0	1
			Cases	0	0	0	1	0	0	0	0	1
		0109960 RAPE, 1ST DEGREE, VICTIM U/12 YEARS OF AGE	Charges	2	0	0	0	0	0	0	0	2
			Cases	1	0	0	0	0	0	0	0	1
		0111650 RAPE, 3RD DEGREE	Charges	0	0	2	1	0	0	0	0	3
			Cases	0	0	2	1	0	0	0	0	3

Considerations:

- * These statistics represent a snapshot in time.
- * A case may consist of one or multiple charges. The distinct count on cases counts the case only once.
- * Counts of cases do not necessarily represent counts of unique individuals.

**Specified Charges Disposed
(1/1/2024-12/31/2024) All Counties**

CIRCUIT			Count	Acquitted	Amended	Convicted	Dismissed	Diverted	FTA / FTV / AP	Indictment	Other	Total
2024	CHRISTIAN	0111800 SODOMY, 1ST DEGREE	Charges	0	3	1	0	0	0	0	0	4
			Cases	0	2	1	0	0	0	0	0	3
		0111860 SODOMY, 1ST DEGREE, VICTIM U/12 YEARS OF AGE	Charges	1	1	4	2	0	0	0	0	8
			Cases	1	1	1	2	0	0	0	0	5
		0112020 SODOMY-2ND DEGREE	Charges	0	0	1	0	0	0	0	0	1
			Cases	0	0	1	0	0	0	0	0	1
		0112050 SODOMY, 3RD DEGREE	Charges	0	0	0	1	2	0	0	0	3
			Cases	0	0	0	1	1	0	0	0	2
		0112051 ATT SODOMY, 3RD DEGREE	Charges	0	0	0	0	1	0	0	0	1
			Cases	0	0	0	0	1	0	0	0	1
		0112200 SEXUAL ABUSE, 1ST DEGREE	Charges	0	0	2	4	0	0	0	0	6
			Cases	0	0	2	4	0	0	0	0	6
		0112210 SEXUAL ABUSE, 1ST DEGREE, VICTIM U/12 YEARS OF AGE	Charges	2	1	1	2	0	0	0	1	7
			Cases	1	1	1	1	0	0	0	1	4
		0360500 INCEST	Charges	0	0	1	0	0	0	0	0	1
			Cases	0	0	1	0	0	0	0	0	1
		0360510 *OBS* INCEST-FORCIBLE COMPULS/INCAPABLE CONSENT OR U/18 YOA	Charges	0	0	0	0	0	0	0	2	2
			Cases	0	0	0	0	0	0	0	1	1
		0360520 *OBS* INCEST - VICTIM U/12 YOA OR SERIOUS PHYSICAL INJURY	Charges	2	1	4	0	0	0	0	0	7
			Cases	1	1	1	0	0	0	0	0	3
		0372200 USE OF MINOR UNDER 18 IN A SEXUAL PERFORMANCE	Charges	0	0	0	1	0	0	0	0	1
			Cases	0	0	0	1	0	0	0	0	1

Considerations:

* These statistics represent a snapshot in time.

* A case may consist of one or multiple charges. The distinct count on cases counts the case only once.

* Counts of cases do not necessarily represent counts of unique individuals.

Data Source: CourtNet

Query Date: 5/23/2025

Page 25 of 185

**Specified Charges Disposed
(1/1/2024-12/31/2024) All Counties**

CIRCUIT			Count	Acquitted	Amended	Convicted	Dismissed	Diverted	FTA / FTV / AP	Indictment	Other	Total
2024	CHRISTIAN	0381100 UNLAWFUL TRANSACTION W/MINOR 1ST DEG ILL SEX ACT, U/18	Charges	0	0	0	2	1	0	0	0	3
			Cases	0	0	0	1	1	0	0	0	2
		0381120 UNLAWFUL TRANSACTION W/MINOR 1ST DEG ILL SEX ACT, U/16	Charges	0	0	0	1	0	0	0	0	1
			Cases	0	0	0	1	0	0	0	0	1
		County Total	Charges	7	11	17	22	4	0	0	3	64
			Cases	1	9	8	14	1	0	0	1	28
	CLARK	0017100 SEXUAL MISCONDUCT	Charges	0	0	2	0	0	0	0	0	2
			Cases	0	0	2	0	0	0	0	0	2
		0109901 ATT RAPE, 1ST DEGREE	Charges	0	1	0	0	0	0	0	0	1
			Cases	0	1	0	0	0	0	0	0	1
		0109920 RAPE, 1ST DEGREE - DOMESTIC VIOLENCE	Charges	0	0	0	2	0	0	0	0	2
			Cases	0	0	0	1	0	0	0	0	1
		0111650 RAPE, 3RD DEGREE	Charges	0	0	41	0	0	0	0	0	41
			Cases	0	0	4	0	0	0	0	0	4
		0111800 SODOMY, 1ST DEGREE	Charges	0	0	0	1	0	0	0	0	1
			Cases	0	0	0	1	0	0	0	0	1
		0111860 SODOMY, 1ST DEGREE, VICTIM U/12 YEARS OF AGE	Charges	0	0	0	1	0	0	0	0	1
			Cases	0	0	0	1	0	0	0	0	1
		0112020 SODOMY-2ND DEGREE	Charges	0	0	3	0	0	0	0	0	3
			Cases	0	0	1	0	0	0	0	0	1
		0112050 SODOMY, 3RD DEGREE	Charges	0	0	2	0	0	0	0	0	2
			Cases	0	0	2	0	0	0	0	0	2

Considerations:

- * These statistics represent a snapshot in time.
- * A case may consist of one or multiple charges. The distinct count on cases counts the case only once.
- * Counts of cases do not necessarily represent counts of unique individuals.

**Specified Charges Disposed
(1/1/2024-12/31/2024) All Counties**

CIRCUIT			Count	Acquitted	Amended	Convicted	Dismissed	Diverted	FTA / FTV / AP	Indictment	Other	Total
2024	CLARK	0112200 SEXUAL ABUSE, 1ST DEGREE	Charges	0	0	3	1	0	0	0	0	4
			Cases	0	0	2	1	0	0	0	0	3
		0112210 SEXUAL ABUSE, 1ST DEGREE, VICTIM U/12 YEARS OF AGE	Charges	0	1	1	3	0	0	0	0	5
			Cases	0	1	1	2	0	0	0	0	4
		0372180 USE OF A MINOR U/16 IN A SEX PERFORMANCE	Charges	0	0	1	0	0	0	0	0	1
			Cases	0	0	1	0	0	0	0	0	1
		County Total	Charges	0	2	53	8	0	0	0	0	63
			Cases	0	2	8	3	0	0	0	0	12
	CLAY	0111620 RAPE-2ND DEGREE-NO FORCE	Charges	0	1	0	0	0	0	0	0	1
			Cases	0	1	0	0	0	0	0	0	1
		0111650 RAPE, 3RD DEGREE	Charges	0	0	1	0	0	0	0	0	1
			Cases	0	0	1	0	0	0	0	0	1
		0111800 SODOMY, 1ST DEGREE	Charges	0	0	1	0	0	0	0	1	2
			Cases	0	0	1	0	0	0	0	1	2
		0112200 SEXUAL ABUSE, 1ST DEGREE	Charges	0	0	1	11	0	0	0	2	14
			Cases	0	0	1	1	0	0	0	2	3
		County Total	Charges	0	1	3	11	0	0	0	3	18
			Cases	0	1	2	1	0	0	0	2	4

Considerations:

- * These statistics represent a snapshot in time.
- * A case may consist of one or multiple charges. The distinct count on cases counts the case only once.
- * Counts of cases do not necessarily represent counts of unique individuals.

**Specified Charges Disposed
(1/1/2024-12/31/2024) All Counties**

CIRCUIT			Count	Acquitted	Amended	Convicted	Dismissed	Diverted	FTA / FTV / AP	Indictment	Other	Total
2024	CLINTON	0109960 RAPE, 1ST DEGREE, VICTIM U/12 YEARS OF AGE	Charges	0	0	2	0	0	0	0	0	2
			Cases	0	0	2	0	0	0	0	0	2
		0112210 SEXUAL ABUSE, 1ST DEGREE, VICTIM U/12 YEARS OF AGE	Charges	0	0	3	1	0	0	0	0	4
			Cases	0	0	2	1	0	0	0	0	3
		0112220 SEXUAL ABUSE, 2ND DEGREE	Charges	0	0	1	0	0	0	0	0	1
			Cases	0	0	1	0	0	0	0	0	1
		0381140 UNLAWFUL TRANSACTION W/MINOR 1ST DEG ILL SEX ACT, PHYS INJ	Charges	0	0	0	2	0	0	0	0	2
			Cases	0	0	0	1	0	0	0	0	1
		County Total	Charges	0	0	6	3	0	0	0	0	9
			Cases	0	0	4	2	0	0	0	0	4

Considerations:

* These statistics represent a snapshot in time.

* A case may consist of one or multiple charges. The distinct count on cases counts the case only once.

* Counts of cases do not necessarily represent counts of unique individuals.

Data Source: CourtNet

Query Date: 5/23/2025

Page 28 of 185

**Specified Charges Disposed
(1/1/2024-12/31/2024) All Counties**

CIRCUIT			Count	Acquitted	Amended	Convicted	Dismissed	Diverted	FTA / FTV / AP	Indictment	Other	Total
2024	CRITTENDEN	0111620 RAPE-2ND DEGREE-NO FORCE	Charges	0	2	1	0	0	0	0	0	3
			Cases	0	1	1	0	0	0	0	0	2
		0111650 RAPE, 3RD DEGREE	Charges	0	0	3	1	0	0	0	0	4
			Cases	0	0	2	1	0	0	0	0	3
		0112020 SODOMY-2ND DEGREE	Charges	0	0	0	1	0	0	0	0	1
			Cases	0	0	0	1	0	0	0	0	1
		0112050 SODOMY, 3RD DEGREE	Charges	0	0	1	1	0	0	0	0	2
			Cases	0	0	1	1	0	0	0	0	2
		0112200 SEXUAL ABUSE, 1ST DEGREE	Charges	0	0	3	0	0	0	0	0	3
			Cases	0	0	2	0	0	0	0	0	2
		0112210 SEXUAL ABUSE, 1ST DEGREE, VICTIM U/12 YEARS OF AGE	Charges	0	0	0	1	0	0	0	0	1
			Cases	0	0	0	1	0	0	0	0	1
		County Total	Charges	0	2	8	4	0	0	0	0	14
			Cases	0	1	4	2	0	0	0	0	5
	CUMBERLAND	0109900 RAPE, 1ST DEGREE	Charges	0	0	10	0	0	0	0	0	10
			Cases	0	0	1	0	0	0	0	0	1
		0109960 RAPE, 1ST DEGREE, VICTIM U/12 YEARS OF AGE	Charges	0	0	0	1	0	0	0	0	1
			Cases	0	0	0	1	0	0	0	0	1
		0111620 RAPE-2ND DEGREE-NO FORCE	Charges	0	1	0	0	0	0	0	0	1
			Cases	0	1	0	0	0	0	0	0	1
		0111650 RAPE, 3RD DEGREE	Charges	0	1	0	0	0	0	0	0	1
			Cases	0	1	0	0	0	0	0	0	1

Considerations:

* These statistics represent a snapshot in time.

* A case may consist of one or multiple charges. The distinct count on cases counts the case only once.

* Counts of cases do not necessarily represent counts of unique individuals.

Data Source: CourtNet

Query Date: 5/23/2025

Page 29 of 185

**Specified Charges Disposed
(1/1/2024-12/31/2024) All Counties**

CIRCUIT			Count	Acquitted	Amended	Convicted	Dismissed	Diverted	FTA / FTV / AP	Indictment	Other	Total
2024	CUMBERLAND	0111800 SODOMY, 1ST DEGREE	Charges	0	1	10	69	0	0	0	0	80
			Cases	0	1	1	1	0	0	0	0	1
		0111860 SODOMY, 1ST DEGREE, VICTIM U/12 YEARS OF AGE	Charges	0	0	0	2	0	0	0	0	2
			Cases	0	0	0	1	0	0	0	0	1
		0112020 SODOMY-2ND DEGREE	Charges	0	0	1	0	0	0	0	0	1
			Cases	0	0	1	0	0	0	0	0	1
		0112200 SEXUAL ABUSE, 1ST DEGREE	Charges	0	0	2	0	0	0	0	0	2
			Cases	0	0	2	0	0	0	0	0	2
		0112210 SEXUAL ABUSE, 1ST DEGREE, VICTIM U/12 YEARS OF AGE	Charges	0	1	0	0	0	0	0	0	1
			Cases	0	1	0	0	0	0	0	0	1
		0360510 *OBS* INCEST-FORCIBLE COMPULS/INCAPABLE CONSENT OR U/18 YOA	Charges	0	0	10	80	0	0	0	0	90
			Cases	0	0	1	1	0	0	0	0	1
		0360520 *OBS* INCEST - VICTIM U/12 YOA OR SERIOUS PHYSICAL INJURY	Charges	0	0	0	3	0	0	0	0	3
			Cases	0	0	0	1	0	0	0	0	1
		0360560 INCEST - PERSON LESS THAN 18 BY PERSON 3 OR MORE YRS OLDER	Charges	0	1	0	0	0	0	0	0	1
			Cases	0	1	0	0	0	0	0	0	1
		County Total	Charges	0	5	33	155	0	0	0	0	193
			Cases	0	5	2	1	0	0	0	0	5
	DAVISS	0017090 SEXUAL ABUSE - 3RD DEGREE	Charges	0	0	2	0	0	0	0	0	2
			Cases	0	0	2	0	0	0	0	0	2
		0017100 SEXUAL MISCONDUCT	Charges	0	0	3	0	0	0	0	0	3
			Cases	0	0	3	0	0	0	0	0	3

Considerations:

- * These statistics represent a snapshot in time.
- * A case may consist of one or multiple charges. The distinct count on cases counts the case only once.
- * Counts of cases do not necessarily represent counts of unique individuals.

**Specified Charges Disposed
(1/1/2024-12/31/2024) All Counties**

CIRCUIT			Count	Acquitted	Amended	Convicted	Dismissed	Diverted	FTA / FTV / AP	Indictment	Other	Total
2024	DAVISS	0109900 RAPE, 1ST DEGREE	Charges	1	6	5	1	0	0	0	0	13
			Cases	1	6	2	1	0	0	0	0	10
		0109920 RAPE, 1ST DEGREE - DOMESTIC VIOLENCE	Charges	0	1	0	0	0	0	0	0	1
			Cases	0	1	0	0	0	0	0	0	1
		0109960 RAPE, 1ST DEGREE, VICTIM U/12 YEARS OF AGE	Charges	0	1	1	2	0	1	0	0	5
			Cases	0	1	1	2	0	1	0	0	4
		0111620 RAPE-2ND DEGREE-NO FORCE	Charges	0	3	0	3	0	0	0	0	6
			Cases	0	2	0	2	0	0	0	0	4
		0111650 RAPE, 3RD DEGREE	Charges	0	1	1	0	0	0	0	0	2
			Cases	0	1	1	0	0	0	0	0	2
		0111800 SODOMY, 1ST DEGREE	Charges	1	1	2	0	0	0	0	0	4
			Cases	1	1	1	0	0	0	0	0	3
		0111801 ATT SODOMY, 1ST DEGREE	Charges	0	1	0	0	0	0	0	0	1
			Cases	0	1	0	0	0	0	0	0	1
		0111820 SODOMY, 1ST DEGREE, DOMESTIC VIOLENCE	Charges	0	1	0	0	0	0	0	0	1
			Cases	0	1	0	0	0	0	0	0	1
		0111840 SODOMY, 1ST DEGREE - INCAPABLE OF CONSENT/PHYSICALLY HELPLES	Charges	0	0	3	0	0	0	0	0	3
			Cases	0	0	1	0	0	0	0	0	1
		0111860 SODOMY, 1ST DEGREE, VICTIM U/12 YEARS OF AGE	Charges	0	8	7	5	0	1	0	0	21
			Cases	0	2	3	1	0	1	0	0	7
		0112020 SODOMY-2ND DEGREE	Charges	0	2	6	1	0	0	0	0	9
			Cases	0	2	1	1	0	0	0	0	4

Considerations:

* These statistics represent a snapshot in time.

* A case may consist of one or multiple charges. The distinct count on cases counts the case only once.

* Counts of cases do not necessarily represent counts of unique individuals.

Data Source: CourtNet

Query Date: 5/23/2025

Page 31 of 185

**Specified Charges Disposed
(1/1/2024-12/31/2024) All Counties**

CIRCUIT			Count	Acquitted	Amended	Convicted	Dismissed	Diverted	FTA / FTV / AP	Indictment	Other	Total
2024	DAVISS	0112050 SODOMY, 3RD DEGREE	Charges	0	1	0	0	0	0	0	0	1
			Cases	0	1	0	0	0	0	0	0	1
		0112110 *OBS* SEXUAL ABUSE-1ST DEGREE	Charges	0	0	6	0	0	0	0	0	6
			Cases	0	0	4	0	0	0	0	0	4
		0112200 SEXUAL ABUSE, 1ST DEGREE	Charges	2	6	4	4	0	0	0	0	16
			Cases	1	6	4	2	0	0	0	0	12
		0112201 ATT SEXUAL ABUSE, 1ST DEGREE	Charges	1	0	0	0	0	0	0	0	1
			Cases	1	0	0	0	0	0	0	0	1
		0112210 SEXUAL ABUSE, 1ST DEGREE, VICTIM U/12 YEARS OF AGE	Charges	0	10	2	5	0	1	0	0	18
			Cases	0	5	2	5	0	1	0	0	12
		0112220 SEXUAL ABUSE, 2ND DEGREE	Charges	0	0	2	0	0	0	0	0	2
			Cases	0	0	2	0	0	0	0	0	2
		0360510 *OBS* INCEST-FORCIBLE COMPULS/INCAPABLE CONSENT OR U/18 YOA	Charges	0	0	6	0	0	0	0	0	6
			Cases	0	0	1	0	0	0	0	0	1
		0360570 INCEST - WITH PERSON LESS THAN 12 YEARS OF AGE	Charges	0	0	1	0	0	0	0	0	1
			Cases	0	0	1	0	0	0	0	0	1
		0372180 USE OF A MINOR U/16 IN A SEX PERFORMANCE	Charges	0	1	0	9	0	0	0	0	10
			Cases	0	1	0	1	0	0	0	0	1
		0372200 USE OF MINOR UNDER 18 IN A SEXUAL PERFORMANCE	Charges	0	6	0	0	0	0	0	0	6
			Cases	0	1	0	0	0	0	0	0	1
		0381121 ATT UNLAWFUL TRANSACTION W/MINOR 1ST DEG ILL SEX ACT, U/16	Charges	0	0	0	1	0	0	0	0	1
			Cases	0	0	0	1	0	0	0	0	1

Considerations:

- * These statistics represent a snapshot in time.
- * A case may consist of one or multiple charges. The distinct count on cases counts the case only once.
- * Counts of cases do not necessarily represent counts of unique individuals.

**Specified Charges Disposed
(1/1/2024-12/31/2024) All Counties**

CIRCUIT			Count	Acquitted	Amended	Convicted	Dismissed	Diverted	FTA / FTV / AP	Indictment	Other	Total
2024	DAVIESS	County Total	Charges	5	49	51	31	0	3	0	0	139
			Cases	2	27	22	12	0	1	0	0	45

Considerations:

- * These statistics represent a snapshot in time.
- * A case may consist of one or multiple charges. The distinct count on cases counts the case only once.
- * Counts of cases do not necessarily represent counts of unique individuals.

**Specified Charges Disposed
(1/1/2024-12/31/2024) All Counties**

CIRCUIT			Count	Acquitted	Amended	Convicted	Dismissed	Diverted	FTA / FTV / AP	Indictment	Other	Total
2024	EDMONSON	0109900 RAPE, 1ST DEGREE	Charges	1	0	0	0	0	0	0	0	1
			Cases	1	0	0	0	0	0	0	0	1
		0109960 RAPE, 1ST DEGREE, VICTIM U/12 YEARS OF AGE	Charges	1	0	0	0	0	0	0	0	1
			Cases	1	0	0	0	0	0	0	0	1
		0109961 ATT RAPE, 1ST DEGREE, VICTIM U/12 YEARS OF AGE	Charges	1	0	0	0	0	0	0	0	1
			Cases	1	0	0	0	0	0	0	0	1
		0111840 SODOMY, 1ST DEGREE - INCAPABLE OF CONSENT/PHYSICALLY HELPLES	Charges	0	0	0	1	0	0	0	0	1
			Cases	0	0	0	1	0	0	0	0	1
		0111860 SODOMY, 1ST DEGREE, VICTIM U/12 YEARS OF AGE	Charges	1	0	10	0	0	0	0	0	11
			Cases	1	0	1	0	0	0	0	0	2
		0112200 SEXUAL ABUSE, 1ST DEGREE	Charges	0	0	3	0	0	0	0	0	3
			Cases	0	0	2	0	0	0	0	0	2
		0112210 SEXUAL ABUSE, 1ST DEGREE, VICTIM U/12 YEARS OF AGE	Charges	0	1	1	0	0	0	0	0	2
			Cases	0	1	1	0	0	0	0	0	2
		0360400 *OBS* INCEST	Charges	1	0	0	0	0	0	0	0	1
			Cases	1	0	0	0	0	0	0	0	1
		0360520 *OBS* INCEST - VICTIM U/12 YOA OR SERIOUS PHYSICAL INJURY	Charges	2	0	10	0	0	0	0	0	12
			Cases	1	0	1	0	0	0	0	0	2
		0381120 UNLAWFUL TRANSACTION W/MINOR 1ST DEG ILL SEX ACT, U/16	Charges	1	0	0	0	0	0	0	0	1
			Cases	1	0	0	0	0	0	0	0	1
		County Total	Charges	8	1	24	1	0	0	0	0	34
			Cases	1	1	3	1	0	0	0	0	6

Considerations:

* These statistics represent a snapshot in time.

* A case may consist of one or multiple charges. The distinct count on cases counts the case only once.

* Counts of cases do not necessarily represent counts of unique individuals.

Data Source: CourtNet

Query Date: 5/23/2025

Page 34 of 185

**Specified Charges Disposed
(1/1/2024-12/31/2024) All Counties**

CIRCUIT			Count	Acquitted	Amended	Convicted	Dismissed	Diversed	FTA / FTV / AP	Indictment	Other	Total
2024	ELLIOTT	0112200 SEXUAL ABUSE, 1ST DEGREE	Charges	0	0	0	2	2	0	0	0	4
			Cases	0	0	0	2	1	0	0	0	3
		0112210 SEXUAL ABUSE, 1ST DEGREE, VICTIM U/12 YEARS OF AGE	Charges	0	1	0	0	0	0	0	0	1
			Cases	0	1	0	0	0	0	0	0	1
		County Total	Charges	0	1	0	2	2	0	0	0	5
			Cases	0	1	0	2	1	0	0	0	3
	ESTILL	0109960 RAPE, 1ST DEGREE, VICTIM U/12 YEARS OF AGE	Charges	0	0	1	0	0	0	0	0	1
			Cases	0	0	1	0	0	0	0	0	1
		0111620 RAPE-2ND DEGREE-NO FORCE	Charges	0	1	0	0	0	0	0	1	2
			Cases	0	1	0	0	0	0	0	1	2
		0111650 RAPE, 3RD DEGREE	Charges	0	0	5	0	0	0	0	0	5
			Cases	0	0	3	0	0	0	0	0	3
		0112020 SODOMY-2ND DEGREE	Charges	0	1	0	0	0	0	0	0	1
			Cases	0	1	0	0	0	0	0	0	1
		0112050 SODOMY, 3RD DEGREE	Charges	0	0	3	0	0	0	0	0	3
			Cases	0	0	2	0	0	0	0	0	2
		0112200 SEXUAL ABUSE, 1ST DEGREE	Charges	0	0	0	0	0	0	0	2	2
			Cases	0	0	0	0	0	0	0	1	1
		County Total	Charges	0	2	9	0	0	0	0	3	14
			Cases	0	1	4	0	0	0	0	1	5
	FAYETTE	0017090 SEXUAL ABUSE - 3RD DEGREE	Charges	1	0	0	1	0	0	0	0	2
			Cases	1	0	0	1	0	0	0	0	2

Considerations:

- * These statistics represent a snapshot in time.
- * A case may consist of one or multiple charges. The distinct count on cases counts the case only once.
- * Counts of cases do not necessarily represent counts of unique individuals.

**Specified Charges Disposed
(1/1/2024-12/31/2024) All Counties**

CIRCUIT			Count	Acquitted	Amended	Convicted	Dismissed	Diverted	FTA / FTV / AP	Indictment	Other	Total
2024	FAYETTE	0017100 SEXUAL MISCONDUCT	Charges	0	0	5	0	0	0	0	0	5
			Cases	0	0	5	0	0	0	0	0	5
		0109900 RAPE, 1ST DEGREE	Charges	4	6	3	8	0	2	0	0	23
			Cases	3	6	3	6	0	1	0	0	18
		0109920 RAPE, 1ST DEGREE - DOMESTIC VIOLENCE	Charges	1	1	0	1	0	0	0	0	3
			Cases	1	1	0	1	0	0	0	0	3
		0109940 RAPE, 1ST DEGREE - INCAPABLE OF CONSENT/PHYSICALLY HELPLESS	Charges	0	1	0	1	0	0	0	0	2
			Cases	0	1	0	1	0	0	0	0	2
		0109960 RAPE, 1ST DEGREE, VICTIM U/12 YEARS OF AGE	Charges	0	2	0	4	0	1	0	0	7
			Cases	0	2	0	4	0	1	0	0	7
		0111620 RAPE-2ND DEGREE-NO FORCE	Charges	0	0	1	2	0	0	0	0	3
			Cases	0	0	1	2	0	0	0	0	3
		0111650 RAPE, 3RD DEGREE	Charges	0	1	4	2	0	0	0	0	7
			Cases	0	1	4	2	0	0	0	0	7
		0111800 SODOMY, 1ST DEGREE	Charges	0	1	1	10	0	0	0	0	12
			Cases	0	1	1	5	0	0	0	0	7
		0111860 SODOMY, 1ST DEGREE, VICTIM U/12 YEARS OF AGE	Charges	0	1	0	11	0	0	0	0	12
			Cases	0	1	0	8	0	0	0	0	9
		0112020 SODOMY-2ND DEGREE	Charges	0	0	1	0	0	0	0	0	1
			Cases	0	0	1	0	0	0	0	0	1
		0112050 SODOMY, 3RD DEGREE	Charges	0	0	1	0	0	0	0	0	1
			Cases	0	0	1	0	0	0	0	0	1

Considerations:

- * These statistics represent a snapshot in time.
- * A case may consist of one or multiple charges. The distinct count on cases counts the case only once.
- * Counts of cases do not necessarily represent counts of unique individuals.

**Specified Charges Disposed
(1/1/2024-12/31/2024) All Counties**

CIRCUIT			Count	Acquitted	Amended	Convicted	Dismissed	Diverted	FTA / FTV / AP	Indictment	Other	Total
2024	FAYETTE	0112200 SEXUAL ABUSE, 1ST DEGREE	Charges	1	8	10	13	0	0	0	0	32
			Cases	1	7	10	11	0	0	0	0	27
		0112201 ATT SEXUAL ABUSE, 1ST DEGREE	Charges	0	0	1	0	0	0	0	0	1
			Cases	0	0	1	0	0	0	0	0	1
		0112210 SEXUAL ABUSE, 1ST DEGREE, VICTIM U/12 YEARS OF AGE	Charges	1	9	4	15	0	0	0	0	29
			Cases	1	7	4	9	0	0	0	0	19
		0360500 INCEST	Charges	0	0	1	0	0	0	0	0	1
			Cases	0	0	1	0	0	0	0	0	1
		0360510 *OBS* INCEST-FORCIBLE COMPULS/INCAPABLE CONSENT OR U/18 YOA	Charges	0	0	0	4	0	0	0	0	4
			Cases	0	0	0	2	0	0	0	0	2
		0360520 *OBS* INCEST - VICTIM U/12 YOA OR SERIOUS PHYSICAL INJURY	Charges	0	1	0	0	0	1	0	0	2
			Cases	0	1	0	0	0	1	0	0	2
		0372180 USE OF A MINOR U/16 IN A SEX PERFORMANCE	Charges	0	0	1	6	0	0	0	0	7
			Cases	0	0	1	2	0	0	0	0	3
		0372200 USE OF MINOR UNDER 18 IN A SEXUAL PERFORMANCE	Charges	0	2	0	1	0	0	0	0	3
			Cases	0	1	0	1	0	0	0	0	1
		0381120 UNLAWFUL TRANSACTION W/MINOR 1ST DEG ILL SEX ACT, U/16	Charges	0	1	0	1	0	0	0	0	2
			Cases	0	1	0	1	0	0	0	0	2
		County Total	Charges	8	34	33	80	0	4	0	0	159
			Cases	5	29	24	35	0	1	0	0	66

Considerations:

- * These statistics represent a snapshot in time.
- * A case may consist of one or multiple charges. The distinct count on cases counts the case only once.
- * Counts of cases do not necessarily represent counts of unique individuals.

**Specified Charges Disposed
(1/1/2024-12/31/2024) All Counties**

CIRCUIT			Count	Acquitted	Amended	Convicted	Dismissed	Diverted	FTA / FTV / AP	Indictment	Other	Total
2024	FLEMING	0017100 SEXUAL MISCONDUCT	Charges	0	0	1	0	0	0	0	0	1
			Cases	0	0	1	0	0	0	0	0	1
		0111620 RAPE-2ND DEGREE-NO FORCE	Charges	0	1	0	1	0	0	0	0	2
			Cases	0	1	0	1	0	0	0	0	1
		0111650 RAPE, 3RD DEGREE	Charges	0	0	1	0	0	0	0	0	1
			Cases	0	0	1	0	0	0	0	0	1
		0111860 SODOMY, 1ST DEGREE, VICTIM U/12 YEARS OF AGE	Charges	0	0	0	1	0	0	0	0	1
			Cases	0	0	0	1	0	0	0	0	1
		0112020 SODOMY-2ND DEGREE	Charges	0	0	0	1	0	0	0	0	1
			Cases	0	0	0	1	0	0	0	0	1
		0112200 SEXUAL ABUSE, 1ST DEGREE	Charges	0	0	0	2	0	0	0	0	2
			Cases	0	0	0	1	0	0	0	0	1
		0372180 USE OF A MINOR U/16 IN A SEX PERFORMANCE	Charges	0	0	0	1	0	0	0	0	1
			Cases	0	0	0	1	0	0	0	0	1
		0381120 UNLAWFUL TRANSACTION W/MINOR 1ST DEG ILL SEX ACT, U/16	Charges	0	1	0	0	0	0	0	0	1
			Cases	0	1	0	0	0	0	0	0	1
		County Total	Charges	0	2	2	6	0	0	0	0	10
			Cases	0	2	2	4	0	0	0	0	4
	FLOYD	0017100 SEXUAL MISCONDUCT	Charges	0	0	1	0	0	0	0	0	1
			Cases	0	0	1	0	0	0	0	0	1
		0109900 RAPE, 1ST DEGREE	Charges	0	1	0	0	0	0	0	0	1
			Cases	0	1	0	0	0	0	0	0	1

Considerations:

- * These statistics represent a snapshot in time.
- * A case may consist of one or multiple charges. The distinct count on cases counts the case only once.
- * Counts of cases do not necessarily represent counts of unique individuals.

Specified Charges Disposed
(1/1/2024-12/31/2024) All Counties

CIRCUIT			Count	Acquitted	Amended	Convicted	Dismissed	Diverted	FTA / FTV / AP	Indictment	Other	Total
2024	FLOYD	0111650 RAPE, 3RD DEGREE	Charges	0	0	0	0	0	2	0	0	2
			Cases	0	0	0	0	0	1	0	0	1
		0111800 SODOMY, 1ST DEGREE	Charges	0	1	0	0	0	0	0	0	1
			Cases	0	1	0	0	0	0	0	0	1
		0111805 COMP SODOMY, 1ST DEGREE	Charges	0	1	0	0	0	0	0	0	1
			Cases	0	1	0	0	0	0	0	0	1
		0111820 SODOMY, 1ST DEGREE, DOMESTIC VIOLENCE	Charges	0	0	0	1	0	0	0	0	1
			Cases	0	0	0	1	0	0	0	0	1
		0111860 SODOMY, 1ST DEGREE, VICTIM U/12 YEARS OF AGE	Charges	0	1	0	0	0	0	0	0	1
			Cases	0	1	0	0	0	0	0	0	1
		0112020 SODOMY-2ND DEGREE	Charges	0	1	0	0	0	0	0	0	1
			Cases	0	1	0	0	0	0	0	0	1
		0112025 COMP SODOMY-2ND DEGREE	Charges	0	0	1	0	0	0	0	0	1
			Cases	0	0	1	0	0	0	0	0	1
		0112050 SODOMY, 3RD DEGREE	Charges	0	0	8	0	0	1	0	0	9
			Cases	0	0	1	0	0	1	0	0	2
		0112200 SEXUAL ABUSE, 1ST DEGREE	Charges	0	0	13	0	0	0	0	0	13
			Cases	0	0	2	0	0	0	0	0	2
		0112210 SEXUAL ABUSE, 1ST DEGREE, VICTIM U/12 YEARS OF AGE	Charges	0	2	0	3	0	1	0	0	6
			Cases	0	1	0	1	0	1	0	0	2
		0372180 USE OF A MINOR U/16 IN A SEX PERFORMANCE	Charges	0	1	0	0	0	0	0	0	1
			Cases	0	1	0	0	0	0	0	0	1

Considerations:

* These statistics represent a snapshot in time.

* A case may consist of one or multiple charges. The distinct count on cases counts the case only once.

* Counts of cases do not necessarily represent counts of unique individuals.

Data Source: CourtNet

Query Date: 5/23/2025

Page 39 of 185

**Specified Charges Disposed
(1/1/2024-12/31/2024) All Counties**

CIRCUIT			Count	Acquitted	Amended	Convicted	Dismissed	Diverted	FTA / FTV / AP	Indictment	Other	Total
2024	FLOYD	0381100 UNLAWFUL TRANSACTION W/MINOR 1ST DEG ILL SEX ACT, U/18	Charges	0	1	0	0	0	0	0	0	1
			Cases	0	1	0	0	0	0	0	0	1
		0381120 UNLAWFUL TRANSACTION W/MINOR 1ST DEG ILL SEX ACT, U/16	Charges	0	10	0	0	0	0	0	0	10
			Cases	0	1	0	0	0	0	0	0	1
		County Total	Charges	0	19	23	4	0	4	0	0	50
			Cases	0	7	4	2	0	2	0	0	9
	FRANKLIN	0017090 SEXUAL ABUSE - 3RD DEGREE	Charges	0	0	1	0	0	0	0	0	1
			Cases	0	0	1	0	0	0	0	0	1
		0017100 SEXUAL MISCONDUCT	Charges	0	0	1	0	0	0	0	0	1
			Cases	0	0	1	0	0	0	0	0	1
		0109900 RAPE, 1ST DEGREE	Charges	0	0	2	1	0	0	0	0	3
			Cases	0	0	2	1	0	0	0	0	3
		0109920 RAPE, 1ST DEGREE - DOMESTIC VIOLENCE	Charges	0	0	0	2	0	0	0	0	2
			Cases	0	0	0	2	0	0	0	0	2
		0109960 RAPE, 1ST DEGREE, VICTIM U/12 YEARS OF AGE	Charges	0	0	0	2	0	0	0	0	2
			Cases	0	0	0	2	0	0	0	0	2
		0110010 *OBS* RAPE-1ST DEGREE-NO WEAPON-INCAPABLE OF CONSENT-AGE	Charges	0	0	0	1	0	0	0	0	1
			Cases	0	0	0	1	0	0	0	0	1
		0111410 *OBS* SODOMY-1ST DEGREE-GIRL-STRONGARM	Charges	0	0	0	1	0	0	0	0	1
			Cases	0	0	0	1	0	0	0	0	1
		0111620 RAPE-2ND DEGREE-NO FORCE	Charges	0	0	1	0	0	0	0	0	1
			Cases	0	0	1	0	0	0	0	0	1

Considerations:

- * These statistics represent a snapshot in time.
- * A case may consist of one or multiple charges. The distinct count on cases counts the case only once.
- * Counts of cases do not necessarily represent counts of unique individuals.

**Specified Charges Disposed
(1/1/2024-12/31/2024) All Counties**

CIRCUIT			Count	Acquitted	Amended	Convicted	Dismissed	Diverted	FTA / FTV / AP	Indictment	Other	Total
2024	FRANKLIN	0111650 RAPE, 3RD DEGREE	Charges	0	1	1	0	0	0	0	0	2
			Cases	0	1	1	0	0	0	0	0	2
		0111800 SODOMY, 1ST DEGREE	Charges	0	1	0	1	0	0	0	0	2
			Cases	0	1	0	1	0	0	0	0	2
		0111820 SODOMY, 1ST DEGREE, DOMESTIC VIOLENCE	Charges	0	0	0	1	0	0	0	0	1
			Cases	0	0	0	1	0	0	0	0	1
		0111860 SODOMY, 1ST DEGREE, VICTIM U/12 YEARS OF AGE	Charges	0	2	0	2	0	0	0	0	4
			Cases	0	1	0	2	0	0	0	0	3
		0112110 *OBS* SEXUAL ABUSE-1ST DEGREE	Charges	0	0	0	5	0	0	0	0	5
			Cases	0	0	0	2	0	0	0	0	2
		0112200 SEXUAL ABUSE, 1ST DEGREE	Charges	0	0	4	0	0	0	0	0	4
			Cases	0	0	3	0	0	0	0	0	3
		0112210 SEXUAL ABUSE, 1ST DEGREE, VICTIM U/12 YEARS OF AGE	Charges	0	2	0	3	0	0	0	0	5
			Cases	0	2	0	2	0	0	0	0	4
		0360510 *OBS* INCEST-FORCIBLE COMPULS/INCAPABLE CONSENT OR U/18 YOA	Charges	0	0	0	4	0	0	0	0	4
			Cases	0	0	0	3	0	0	0	0	3
		0360520 *OBS* INCEST - VICTIM U/12 YOA OR SERIOUS PHYSICAL INJURY	Charges	0	1	0	1	0	0	0	0	2
			Cases	0	1	0	1	0	0	0	0	2
		0381100 UNLAWFUL TRANSACTION W/MINOR 1ST DEG ILL SEX ACT, U/18	Charges	0	0	1	0	0	0	0	0	1
			Cases	0	0	1	0	0	0	0	0	1
		0381120 UNLAWFUL TRANSACTION W/MINOR 1ST DEG ILL SEX ACT, U/16	Charges	0	0	3	3	0	0	0	0	6
			Cases	0	0	1	2	0	0	0	0	3

Considerations:

* These statistics represent a snapshot in time.

* A case may consist of one or multiple charges. The distinct count on cases counts the case only once.

* Counts of cases do not necessarily represent counts of unique individuals.

Data Source: CourtNet

Query Date: 5/23/2025

Page 41 of 185

Specified Charges Disposed
(1/1/2024-12/31/2024) All Counties

CIRCUIT			Count	Acquitted	Amended	Convicted	Dismissed	Diverted	FTA / FTV / AP	Indictment	Other	Total
2024	FRANKLIN	County Total	Charges	0	7	14	27	0	0	0	0	48
			Cases	0	5	6	12	0	0	0	0	17
	FULTON	0109900 RAPE, 1ST DEGREE	Charges	1	0	0	0	0	0	0	0	1
			Cases	1	0	0	0	0	0	0	0	1
		0111620 RAPE-2ND DEGREE-NO FORCE	Charges	0	1	0	0	0	0	0	0	1
			Cases	0	1	0	0	0	0	0	0	1
		0111650 RAPE, 3RD DEGREE	Charges	1	0	0	0	0	0	0	0	1
			Cases	1	0	0	0	0	0	0	0	1
		0111800 SODOMY, 1ST DEGREE	Charges	1	0	0	0	0	0	0	0	1
			Cases	1	0	0	0	0	0	0	0	1
		0112200 SEXUAL ABUSE, 1ST DEGREE	Charges	0	0	1	0	0	0	0	0	1
			Cases	0	0	1	0	0	0	0	0	1
		0112210 SEXUAL ABUSE, 1ST DEGREE, VICTIM U/12 YEARS OF AGE	Charges	0	0	6	0	0	0	0	0	6
			Cases	0	0	2	0	0	0	0	0	2
		0360510 *OBS* INCEST-FORCIBLE COMPULS/INCAPABLE CONSENT OR U/18 YOA	Charges	1	0	0	0	0	0	0	0	1
			Cases	1	0	0	0	0	0	0	0	1
		0372180 USE OF A MINOR U/16 IN A SEX PERFORMANCE	Charges	1	0	0	1	0	0	0	0	2
			Cases	1	0	0	1	0	0	0	0	1
		0381120 UNLAWFUL TRANSACTION W/MINOR 1ST DEG ILL SEX ACT, U/16	Charges	1	0	0	2	0	0	0	0	3
			Cases	1	0	0	1	0	0	0	0	2
		County Total	Charges	6	1	7	3	0	0	0	0	17
			Cases	3	1	3	1	0	0	0	0	5

Considerations:

* These statistics represent a snapshot in time.

* A case may consist of one or multiple charges. The distinct count on cases counts the case only once.

* Counts of cases do not necessarily represent counts of unique individuals.

Data Source: CourtNet

Query Date: 5/23/2025

Page 42 of 185

**Specified Charges Disposed
(1/1/2024-12/31/2024) All Counties**

CIRCUIT			Count	Acquitted	Amended	Convicted	Dismissed	Diverted	FTA / FTV / AP	Indictment	Other	Total
2024	GALLATIN	0017100 SEXUAL MISCONDUCT	Charges	0	0	1	0	0	0	0	0	1
			Cases	0	0	1	0	0	0	0	0	1
		0109920 RAPE, 1ST DEGREE - DOMESTIC VIOLENCE	Charges	0	0	0	4	0	0	0	0	4
			Cases	0	0	0	2	0	0	0	0	2
		0109960 RAPE, 1ST DEGREE, VICTIM U/12 YEARS OF AGE	Charges	0	1	0	0	0	0	0	0	1
			Cases	0	1	0	0	0	0	0	0	1
		0111820 SODOMY, 1ST DEGREE, DOMESTIC VIOLENCE	Charges	0	0	0	1	0	0	0	0	1
			Cases	0	0	0	1	0	0	0	0	1
		0111860 SODOMY, 1ST DEGREE, VICTIM U/12 YEARS OF AGE	Charges	0	0	0	1	0	0	0	0	1
			Cases	0	0	0	1	0	0	0	0	1
		0112200 SEXUAL ABUSE, 1ST DEGREE	Charges	0	0	0	1	0	0	0	0	1
			Cases	0	0	0	1	0	0	0	0	1
		0112210 SEXUAL ABUSE, 1ST DEGREE, VICTIM U/12 YEARS OF AGE	Charges	0	1	0	0	0	0	0	0	1
			Cases	0	1	0	0	0	0	0	0	1
		County Total	Charges	0	2	1	7	0	0	0	0	10
			Cases	0	1	1	3	0	0	0	0	3

Considerations:

- * These statistics represent a snapshot in time.
- * A case may consist of one or multiple charges. The distinct count on cases counts the case only once.
- * Counts of cases do not necessarily represent counts of unique individuals.

**Specified Charges Disposed
(1/1/2024-12/31/2024) All Counties**

CIRCUIT			Count	Acquitted	Amended	Convicted	Dismissed	Diverted	FTA / FTV / AP	Indictment	Other	Total
2024	GARRARD	0111650 RAPE, 3RD DEGREE	Charges	0	0	0	2	0	0	0	0	2
			Cases	0	0	0	1	0	0	0	0	1
		0111800 SODOMY, 1ST DEGREE	Charges	0	1	0	0	0	0	0	0	1
			Cases	0	1	0	0	0	0	0	0	1
		0111860 SODOMY, 1ST DEGREE, VICTIM U/12 YEARS OF AGE	Charges	0	3	0	0	0	0	0	0	3
			Cases	0	1	0	0	0	0	0	0	1
		0112020 SODOMY-2ND DEGREE	Charges	0	0	0	1	0	0	0	0	1
			Cases	0	0	0	1	0	0	0	0	1
		0112050 SODOMY, 3RD DEGREE	Charges	0	0	0	3	0	0	0	0	3
			Cases	0	0	0	1	0	0	0	0	1
		0112200 SEXUAL ABUSE, 1ST DEGREE	Charges	0	0	2	0	0	0	0	0	2
			Cases	0	0	2	0	0	0	0	0	2
		0112210 SEXUAL ABUSE, 1ST DEGREE, VICTIM U/12 YEARS OF AGE	Charges	0	1	4	12	0	0	0	0	17
			Cases	0	1	2	1	0	0	0	0	4
		County Total	Charges	0	5	6	18	0	0	0	0	29
			Cases	0	3	4	3	0	0	0	0	5

Considerations:

- * These statistics represent a snapshot in time.
- * A case may consist of one or multiple charges. The distinct count on cases counts the case only once.
- * Counts of cases do not necessarily represent counts of unique individuals.

**Specified Charges Disposed
(1/1/2024-12/31/2024) All Counties**

CIRCUIT			Count	Acquitted	Amended	Convicted	Dismissed	Diverted	FTA / FTV / AP	Indictment	Other	Total
2024	GRANT	0111800 SODOMY, 1ST DEGREE	Charges	0	0	1	0	0	0	0	0	1
			Cases	0	0	1	0	0	0	0	0	1
		0111860 SODOMY, 1ST DEGREE, VICTIM U/12 YEARS OF AGE	Charges	0	0	1	0	0	0	0	0	1
			Cases	0	0	1	0	0	0	0	0	1
		0112200 SEXUAL ABUSE, 1ST DEGREE	Charges	0	0	1	0	0	0	0	0	1
			Cases	0	0	1	0	0	0	0	0	1
		0112210 SEXUAL ABUSE, 1ST DEGREE, VICTIM U/12 YEARS OF AGE	Charges	0	0	3	0	0	0	0	0	3
			Cases	0	0	2	0	0	0	0	0	2
		County Total	Charges	0	0	6	0	0	0	0	0	6
			Cases	0	0	2	0	0	0	0	0	2
	GRAVES	0017090 SEXUAL ABUSE - 3RD DEGREE	Charges	0	1	5	2	0	0	0	0	8
			Cases	0	1	4	1	0	0	0	0	5
		0017100 SEXUAL MISCONDUCT	Charges	0	0	3	0	0	0	0	0	3
			Cases	0	0	3	0	0	0	0	0	3
		0109900 RAPE, 1ST DEGREE	Charges	0	2	3	0	0	0	0	0	5
			Cases	0	2	2	0	0	0	0	0	4
		0109901 ATT RAPE, 1ST DEGREE	Charges	0	1	0	0	0	0	0	0	1
			Cases	0	1	0	0	0	0	0	0	1
		0109920 RAPE, 1ST DEGREE - DOMESTIC VIOLENCE	Charges	0	1	0	0	0	0	0	0	1
			Cases	0	1	0	0	0	0	0	0	1
		0109940 RAPE, 1ST DEGREE - INCAPABLE OF CONSENT/PHYSICALLY HELPLESS	Charges	0	2	0	0	0	0	0	0	2
			Cases	0	2	0	0	0	0	0	0	2

Considerations:

* These statistics represent a snapshot in time.

* A case may consist of one or multiple charges. The distinct count on cases counts the case only once.

* Counts of cases do not necessarily represent counts of unique individuals.

Data Source: CourtNet

Query Date: 5/23/2025

Page 45 of 185

**Specified Charges Disposed
(1/1/2024-12/31/2024) All Counties**

CIRCUIT			Count	Acquitted	Amended	Convicted	Dismissed	Diverted	FTA / FTV / AP	Indictment	Other	Total
2024	GRAVES	0109960 RAPE, 1ST DEGREE, VICTIM U/12 YEARS OF AGE	Charges	0	1	0	1	0	0	0	0	2
			Cases	0	1	0	1	0	0	0	0	2
		0111610 RAPE, 2ND DEGREE (MENTALLY INCAPACITATED)	Charges	0	0	1	0	0	0	0	0	1
			Cases	0	0	1	0	0	0	0	0	1
		0111620 RAPE-2ND DEGREE-NO FORCE	Charges	0	0	5	0	0	0	0	0	5
			Cases	0	0	5	0	0	0	0	0	5
		0111650 RAPE, 3RD DEGREE	Charges	0	0	9	0	0	0	0	0	9
			Cases	0	0	3	0	0	0	0	0	3
		0111800 SODOMY, 1ST DEGREE	Charges	0	2	1	0	0	0	0	0	3
			Cases	0	2	1	0	0	0	0	0	3
		0111860 SODOMY, 1ST DEGREE, VICTIM U/12 YEARS OF AGE	Charges	3	1	3	1	0	0	0	0	8
			Cases	2	1	2	1	0	0	0	0	4
		0112080 SODOMY, 2ND DEGREE (INTELLECTUAL DISABILITY)	Charges	0	2	0	2	0	0	0	0	4
			Cases	0	1	0	1	0	0	0	0	1
		0112200 SEXUAL ABUSE, 1ST DEGREE	Charges	0	0	15	12	0	0	0	0	27
			Cases	0	0	10	3	0	0	0	0	11
		0112210 SEXUAL ABUSE, 1ST DEGREE, VICTIM U/12 YEARS OF AGE	Charges	1	7	18	15	0	2	0	0	43
			Cases	1	6	8	8	0	1	0	0	17
		0360510 *OBS* INCEST-FORCIBLE COMPULS/INCAPABLE CONSENT OR U/18 YOA	Charges	0	0	1	1	0	0	0	0	2
			Cases	0	0	1	1	0	0	0	0	2
		0360520 *OBS* INCEST - VICTIM U/12 YOA OR SERIOUS PHYSICAL INJURY	Charges	1	0	3	1	0	0	0	0	5
			Cases	1	0	2	1	0	0	0	0	3

Considerations:

* These statistics represent a snapshot in time.

* A case may consist of one or multiple charges. The distinct count on cases counts the case only once.

* Counts of cases do not necessarily represent counts of unique individuals.

Data Source: CourtNet

Query Date: 5/23/2025

Page 46 of 185

**Specified Charges Disposed
(1/1/2024-12/31/2024) All Counties**

CIRCUIT			Count	Acquitted	Amended	Convicted	Dismissed	Diverted	FTA / FTV / AP	Indictment	Other	Total
2024	GRAVES	0381120 UNLAWFUL TRANSACTION W/MINOR 1ST DEG ILL SEX ACT, U/16	Charges	0	0	4	1	0	0	0	0	5
			Cases	0	0	4	1	0	0	0	0	5
		0381121 ATT UNLAWFUL TRANSACTION W/MINOR 1ST DEG ILL SEX ACT, U/16	Charges	0	0	1	0	0	0	0	0	1
			Cases	0	0	1	0	0	0	0	0	1
		County Total	Charges	5	20	72	36	0	2	0	0	135
			Cases	2	18	32	16	0	1	0	0	41
	GRAYSON	0017090 SEXUAL ABUSE - 3RD DEGREE	Charges	0	0	0	1	0	0	0	0	1
			Cases	0	0	0	1	0	0	0	0	1
		0017100 SEXUAL MISCONDUCT	Charges	0	0	1	0	0	0	0	0	1
			Cases	0	0	1	0	0	0	0	0	1
		0109900 RAPE, 1ST DEGREE	Charges	0	1	0	0	0	0	0	0	1
			Cases	0	1	0	0	0	0	0	0	1
		0109905 COMP RAPE, 1ST DEGREE	Charges	0	1	0	0	0	0	0	0	1
			Cases	0	1	0	0	0	0	0	0	1
		0109960 RAPE, 1ST DEGREE, VICTIM U/12 YEARS OF AGE	Charges	0	0	1	0	0	0	0	0	1
			Cases	0	0	1	0	0	0	0	0	1
		0111620 RAPE-2ND DEGREE-NO FORCE	Charges	0	0	1	0	0	0	0	0	1
			Cases	0	0	1	0	0	0	0	0	1
		0111650 RAPE, 3RD DEGREE	Charges	0	1	0	0	0	0	0	0	1
			Cases	0	1	0	0	0	0	0	0	1
		0111860 SODOMY, 1ST DEGREE, VICTIM U/12 YEARS OF AGE	Charges	0	0	1	0	0	0	0	0	1
			Cases	0	0	1	0	0	0	0	0	1

Considerations:

- * These statistics represent a snapshot in time.
- * A case may consist of one or multiple charges. The distinct count on cases counts the case only once.
- * Counts of cases do not necessarily represent counts of unique individuals.

**Specified Charges Disposed
(1/1/2024-12/31/2024) All Counties**

CIRCUIT			Count	Acquitted	Amended	Convicted	Dismissed	Diverted	FTA / FTV / AP	Indictment	Other	Total
2024	GRAYSON	0112200 SEXUAL ABUSE, 1ST DEGREE	Charges	0	0	1	2	0	0	0	0	3
			Cases	0	0	1	1	0	0	0	0	2
		0112210 SEXUAL ABUSE, 1ST DEGREE, VICTIM U/12 YEARS OF AGE	Charges	0	0	4	0	0	0	0	0	4
			Cases	0	0	3	0	0	0	0	0	3
		0360520 *OBS* INCEST - VICTIM U/12 YOA OR SERIOUS PHYSICAL INJURY	Charges	0	0	0	1	0	0	0	0	1
			Cases	0	0	0	1	0	0	0	0	1
		County Total	Charges	0	3	9	4	0	0	0	0	16
			Cases	0	3	5	3	0	0	0	0	8

Considerations:

- * These statistics represent a snapshot in time.
- * A case may consist of one or multiple charges. The distinct count on cases counts the case only once.
- * Counts of cases do not necessarily represent counts of unique individuals.

**Specified Charges Disposed
(1/1/2024-12/31/2024) All Counties**

CIRCUIT			Count	Acquitted	Amended	Convicted	Dismissed	Diverted	FTA / FTV / AP	Indictment	Other	Total
2024	GREEN	0109900 RAPE, 1ST DEGREE	Charges	0	0	1	0	0	0	0	0	1
			Cases	0	0	1	0	0	0	0	0	1
		0111800 SODOMY, 1ST DEGREE	Charges	0	0	1	0	0	0	0	0	1
			Cases	0	0	1	0	0	0	0	0	1
		0112200 SEXUAL ABUSE, 1ST DEGREE	Charges	0	0	9	2	0	0	0	0	11
			Cases	0	0	2	1	0	0	0	0	3
		0112210 SEXUAL ABUSE, 1ST DEGREE, VICTIM U/12 YEARS OF AGE	Charges	0	0	0	2	0	0	0	0	2
			Cases	0	0	0	1	0	0	0	0	1
		0112220 SEXUAL ABUSE, 2ND DEGREE	Charges	0	0	1	0	0	0	0	0	1
			Cases	0	0	1	0	0	0	0	0	1
		0360550 INCEST - FORCIBLE COMPULSION/INCAPABLE OF OR W/OUT CONSENT	Charges	0	0	2	0	0	0	0	0	2
			Cases	0	0	1	0	0	0	0	0	1
		0381120 UNLAWFUL TRANSACTION W/MINOR 1ST DEG ILL SEX ACT, U/16	Charges	0	0	4	1	0	0	0	0	5
			Cases	0	0	1	1	0	0	0	0	2
		County Total	Charges	0	0	18	5	0	0	0	0	23
			Cases	0	0	3	1	0	0	0	0	4

Considerations:

- * These statistics represent a snapshot in time.
- * A case may consist of one or multiple charges. The distinct count on cases counts the case only once.
- * Counts of cases do not necessarily represent counts of unique individuals.

**Specified Charges Disposed
(1/1/2024-12/31/2024) All Counties**

CIRCUIT			Count	Acquitted	Amended	Convicted	Dismissed	Diverted	FTA / FTV / AP	Indictment	Other	Total
2024	GREENUP	0109900 RAPE, 1ST DEGREE	Charges	0	0	1	0	0	0	0	0	1
			Cases	0	0	1	0	0	0	0	0	1
		0111800 SODOMY, 1ST DEGREE	Charges	0	0	2	0	0	0	0	0	2
			Cases	0	0	1	0	0	0	0	0	1
		0111801 ATT SODOMY, 1ST DEGREE	Charges	0	0	1	0	0	0	0	0	1
			Cases	0	0	1	0	0	0	0	0	1
		0111860 SODOMY, 1ST DEGREE, VICTIM U/12 YEARS OF AGE	Charges	0	0	1	0	0	0	0	0	1
			Cases	0	0	1	0	0	0	0	0	1
		0112200 SEXUAL ABUSE, 1ST DEGREE	Charges	0	0	6	0	0	0	0	0	6
			Cases	0	0	2	0	0	0	0	0	2
		0112210 SEXUAL ABUSE, 1ST DEGREE, VICTIM U/12 YEARS OF AGE	Charges	0	1	6	0	0	3	0	0	10
			Cases	0	1	2	0	0	1	0	0	4
		0372180 USE OF A MINOR U/16 IN A SEX PERFORMANCE	Charges	0	0	1	5	0	0	0	0	6
			Cases	0	0	1	1	0	0	0	0	2
		0381120 UNLAWFUL TRANSACTION W/MINOR 1ST DEG ILL SEX ACT, U/16	Charges	0	0	2	0	0	0	0	0	2
			Cases	0	0	1	0	0	0	0	0	1
		County Total	Charges	0	1	20	5	0	3	0	0	29
			Cases	0	1	4	1	0	1	0	0	6

Considerations:

- * These statistics represent a snapshot in time.
- * A case may consist of one or multiple charges. The distinct count on cases counts the case only once.
- * Counts of cases do not necessarily represent counts of unique individuals.

**Specified Charges Disposed
(1/1/2024-12/31/2024) All Counties**

CIRCUIT			Count	Acquitted	Amended	Convicted	Dismissed	Diverted	FTA / FTV / AP	Indictment	Other	Total
2024	HANCOCK	0017090 SEXUAL ABUSE - 3RD DEGREE	Charges	0	0	1	0	0	0	0	0	1
			Cases	0	0	1	0	0	0	0	0	1
		0109900 RAPE, 1ST DEGREE	Charges	0	0	0	20	0	0	0	0	20
			Cases	0	0	0	1	0	0	0	0	1
		0109960 RAPE, 1ST DEGREE, VICTIM U/12 YEARS OF AGE	Charges	0	0	2	18	0	0	0	0	20
			Cases	0	0	2	1	0	0	0	0	2
		0111800 SODOMY, 1ST DEGREE	Charges	0	0	0	5	0	0	0	0	5
			Cases	0	0	0	2	0	0	0	0	2
		0111860 SODOMY, 1ST DEGREE, VICTIM U/12 YEARS OF AGE	Charges	0	0	0	1	0	0	0	0	1
			Cases	0	0	0	1	0	0	0	0	1
		0112200 SEXUAL ABUSE, 1ST DEGREE	Charges	0	2	2	23	0	0	0	0	27
			Cases	0	1	1	2	0	0	0	0	3
		0112210 SEXUAL ABUSE, 1ST DEGREE, VICTIM U/12 YEARS OF AGE	Charges	0	0	1	20	0	0	0	0	21
			Cases	0	0	1	1	0	0	0	0	2
		0360510 *OBS* INCEST-FORCIBLE COMPULS/INCAPABLE CONSENT OR U/18 YOA	Charges	0	0	0	26	0	0	0	0	26
			Cases	0	0	0	3	0	0	0	0	3
		0360520 *OBS* INCEST - VICTIM U/12 YOA OR SERIOUS PHYSICAL INJURY	Charges	0	0	1	20	0	0	0	0	21
			Cases	0	0	1	2	0	0	0	0	2
		0381120 UNLAWFUL TRANSACTION W/MINOR 1ST DEG ILL SEX ACT, U/16	Charges	0	0	0	93	0	0	0	0	93
			Cases	0	0	0	3	0	0	0	0	3
		County Total	Charges	0	2	7	226	0	0	0	0	235
			Cases	0	1	5	4	0	0	0	0	5

Considerations:

- * These statistics represent a snapshot in time.
- * A case may consist of one or multiple charges. The distinct count on cases counts the case only once.
- * Counts of cases do not necessarily represent counts of unique individuals.

**Specified Charges Disposed
(1/1/2024-12/31/2024) All Counties**

CIRCUIT			Count	Acquitted	Amended	Convicted	Dismissed	Diverted	FTA / FTV / AP	Indictment	Other	Total
2024	HARDIN	0017100 SEXUAL MISCONDUCT	Charges	0	0	3	0	0	0	0	0	3
			Cases	0	0	2	0	0	0	0	0	2
		0109920 RAPE, 1ST DEGREE - DOMESTIC VIOLENCE	Charges	0	1	0	0	0	0	0	0	1
			Cases	0	1	0	0	0	0	0	0	1
		0109940 RAPE, 1ST DEGREE - INCAPABLE OF CONSENT/PHYSICALLY HELPLESS	Charges	0	0	2	0	0	0	0	0	2
			Cases	0	0	2	0	0	0	0	0	2
		0109960 RAPE, 1ST DEGREE, VICTIM U/12 YEARS OF AGE	Charges	0	1	0	0	0	0	0	0	1
			Cases	0	1	0	0	0	0	0	0	1
		0111650 RAPE, 3RD DEGREE	Charges	0	2	9	2	0	0	0	0	13
			Cases	0	1	2	1	0	0	0	0	3
		0111800 SODOMY, 1ST DEGREE	Charges	0	0	1	0	0	0	0	0	1
			Cases	0	0	1	0	0	0	0	0	1
		0111820 SODOMY, 1ST DEGREE, DOMESTIC VIOLENCE	Charges	0	1	0	0	0	0	0	0	1
			Cases	0	1	0	0	0	0	0	0	1
		0111860 SODOMY, 1ST DEGREE, VICTIM U/12 YEARS OF AGE	Charges	0	1	0	1	0	0	0	0	2
			Cases	0	1	0	1	0	0	0	0	2
		0112050 SODOMY, 3RD DEGREE	Charges	0	0	2	0	0	0	0	0	2
			Cases	0	0	2	0	0	0	0	0	2
		0112200 SEXUAL ABUSE, 1ST DEGREE	Charges	0	0	1	0	0	0	0	0	1
			Cases	0	0	1	0	0	0	0	0	1
		0112210 SEXUAL ABUSE, 1ST DEGREE, VICTIM U/12 YEARS OF AGE	Charges	0	0	9	0	0	0	0	0	9
			Cases	0	0	5	0	0	0	0	0	5

Considerations:

- * These statistics represent a snapshot in time.
- * A case may consist of one or multiple charges. The distinct count on cases counts the case only once.
- * Counts of cases do not necessarily represent counts of unique individuals.

**Specified Charges Disposed
(1/1/2024-12/31/2024) All Counties**

CIRCUIT			Count	Acquitted	Amended	Convicted	Dismissed	Diverted	FTA / FTV / AP	Indictment	Other	Total
2024	HARDIN	0360510 *OBS* INCEST-FORCIBLE COMPULS/INCAPABLE CONSENT OR U/18 YOA	Charges	0	0	0	5	0	0	0	0	5
			Cases	0	0	0	1	0	0	0	0	1
		0372200 USE OF MINOR UNDER 18 IN A SEXUAL PERFORMANCE	Charges	0	0	23	0	0	0	0	0	23
			Cases	0	0	2	0	0	0	0	0	2
		0381120 UNLAWFUL TRANSACTION W/MINOR 1ST DEG ILL SEX ACT, U/16	Charges	0	0	2	0	0	0	0	0	2
			Cases	0	0	2	0	0	0	0	0	2
		County Total	Charges	0	6	52	8	0	0	0	0	66
			Cases	0	4	14	3	0	0	0	0	14

Considerations:

* These statistics represent a snapshot in time.

* A case may consist of one or multiple charges. The distinct count on cases counts the case only once.

* Counts of cases do not necessarily represent counts of unique individuals.

Data Source: CourtNet

Query Date: 5/23/2025

Page 53 of 185

**Specified Charges Disposed
(1/1/2024-12/31/2024) All Counties**

CIRCUIT			Count	Acquitted	Amended	Convicted	Dismissed	Diverted	FTA / FTV / AP	Indictment	Other	Total
2024	HARLAN	0109900 RAPE, 1ST DEGREE	Charges	0	1	2	0	0	0	0	0	3
			Cases	0	1	1	0	0	0	0	0	2
		0111620 RAPE-2ND DEGREE-NO FORCE	Charges	0	0	0	1	0	0	0	0	1
			Cases	0	0	0	1	0	0	0	0	1
		0111800 SODOMY, 1ST DEGREE	Charges	0	0	1	1	0	0	0	0	2
			Cases	0	0	1	1	0	0	0	0	2
		0112020 SODOMY-2ND DEGREE	Charges	0	0	0	1	0	0	0	0	1
			Cases	0	0	0	1	0	0	0	0	1
		0112200 SEXUAL ABUSE, 1ST DEGREE	Charges	0	0	3	2	0	0	0	0	5
			Cases	0	0	2	2	0	0	0	0	4
		0112210 SEXUAL ABUSE, 1ST DEGREE, VICTIM U/12 YEARS OF AGE	Charges	0	0	1	1	0	0	0	0	2
			Cases	0	0	1	1	0	0	0	0	2
		0360510 *OBS* INCEST-FORCIBLE COMPULS/INCAPABLE CONSENT OR U/18 YOA	Charges	0	0	1	0	0	0	0	0	1
			Cases	0	0	1	0	0	0	0	0	1
		0360520 *OBS* INCEST - VICTIM U/12 YOA OR SERIOUS PHYSICAL INJURY	Charges	0	0	1	0	0	0	0	0	1
			Cases	0	0	1	0	0	0	0	0	1
		0381120 UNLAWFUL TRANSACTION W/MINOR 1ST DEG ILL SEX ACT, U/16	Charges	0	1	0	0	0	0	0	0	1
			Cases	0	1	0	0	0	0	0	0	1
		County Total	Charges	0	2	9	6	0	0	0	0	17
			Cases	0	2	3	3	0	0	0	0	7
	HARRISON	0109900 RAPE, 1ST DEGREE	Charges	0	0	1	0	0	0	0	0	1
			Cases	0	0	1	0	0	0	0	0	1

Considerations:

* These statistics represent a snapshot in time.

* A case may consist of one or multiple charges. The distinct count on cases counts the case only once.

* Counts of cases do not necessarily represent counts of unique individuals.

Data Source: CourtNet

Query Date: 5/23/2025

Page 54 of 185

**Specified Charges Disposed
(1/1/2024-12/31/2024) All Counties**

CIRCUIT			Count	Acquitted	Amended	Convicted	Dismissed	Diverted	FTA / FTV / AP	Indictment	Other	Total
2024	HARRISON	0111620 RAPE-2ND DEGREE-NO FORCE	Charges	0	0	0	1	0	0	0	0	1
			Cases	0	0	0	1	0	0	0	0	1
		0111650 RAPE, 3RD DEGREE	Charges	0	1	0	1	0	0	0	0	2
			Cases	0	1	0	1	0	0	0	0	1
		0111860 SODOMY, 1ST DEGREE, VICTIM U/12 YEARS OF AGE	Charges	0	1	0	0	0	0	0	0	1
			Cases	0	1	0	0	0	0	0	0	1
		0111861 ATT SODOMY, 1ST DEGREE, VICTIM U/12 YEARS OF AGE	Charges	0	0	1	0	0	0	0	0	1
			Cases	0	0	1	0	0	0	0	0	1
		0112020 SODOMY-2ND DEGREE	Charges	0	0	1	0	0	0	0	0	1
			Cases	0	0	1	0	0	0	0	0	1
		0112050 SODOMY, 3RD DEGREE	Charges	0	1	0	1	0	0	0	0	2
			Cases	0	1	0	1	0	0	0	0	1
		0112200 SEXUAL ABUSE, 1ST DEGREE	Charges	0	1	2	1	0	0	0	0	4
			Cases	0	1	1	1	0	0	0	0	2
		0112210 SEXUAL ABUSE, 1ST DEGREE, VICTIM U/12 YEARS OF AGE	Charges	0	0	2	1	0	0	0	0	3
			Cases	0	0	2	1	0	0	0	0	3
		0360510 *OBS* INCEST-FORCIBLE COMPULS/INCAPABLE CONSENT OR U/18 YOA	Charges	0	0	0	1	0	0	0	0	1
			Cases	0	0	0	1	0	0	0	0	1
		0360520 *OBS* INCEST - VICTIM U/12 YOA OR SERIOUS PHYSICAL INJURY	Charges	0	0	0	1	0	0	0	0	1
			Cases	0	0	0	1	0	0	0	0	1
		County Total	Charges	0	4	7	7	0	0	0	0	18
			Cases	0	2	3	5	0	0	0	0	5

Considerations:

* These statistics represent a snapshot in time.

* A case may consist of one or multiple charges. The distinct count on cases counts the case only once.

* Counts of cases do not necessarily represent counts of unique individuals.

Data Source: CourtNet

Query Date: 5/23/2025

Page 55 of 185

**Specified Charges Disposed
(1/1/2024-12/31/2024) All Counties**

CIRCUIT			Count	Acquitted	Amended	Convicted	Dismissed	Diverted	FTA / FTV / AP	Indictment	Other	Total
2024	HART	0017080 *OBS* SEXUAL ABUSE - 2ND DEGREE	Charges	0	0	1	0	0	0	0	0	1
			Cases	0	0	1	0	0	0	0	0	1
		0109900 RAPE, 1ST DEGREE	Charges	0	3	0	2	0	0	0	0	5
			Cases	0	3	0	1	0	0	0	0	4
		0109920 RAPE, 1ST DEGREE - DOMESTIC VIOLENCE	Charges	0	1	0	0	0	0	0	0	1
			Cases	0	1	0	0	0	0	0	0	1
		0109925 COMP RAPE, 1ST DEGREE - DOMESTIC VIOLENCE	Charges	0	1	0	0	0	0	0	0	1
			Cases	0	1	0	0	0	0	0	0	1
		0111680 RAPE, 2ND DEGREE (INTELLECTUAL DISABILITY)	Charges	0	1	0	0	0	0	0	0	1
			Cases	0	1	0	0	0	0	0	0	1
		0111800 SODOMY, 1ST DEGREE	Charges	0	0	0	6	0	0	0	0	6
			Cases	0	0	0	3	0	0	0	0	3
		0111802 SOLC SODOMY, 1ST DEGREE	Charges	0	0	0	1	0	0	0	0	1
			Cases	0	0	0	1	0	0	0	0	1
		0112020 SODOMY-2ND DEGREE	Charges	0	1	0	0	0	0	0	0	1
			Cases	0	1	0	0	0	0	0	0	1
		0112200 SEXUAL ABUSE, 1ST DEGREE	Charges	0	3	0	0	0	0	0	0	3
			Cases	0	3	0	0	0	0	0	0	3
		0112210 SEXUAL ABUSE, 1ST DEGREE, VICTIM U/12 YEARS OF AGE	Charges	0	1	0	0	0	0	0	0	1
			Cases	0	1	0	0	0	0	0	0	1
		0360500 INCEST	Charges	0	0	2	5	0	0	0	0	7
			Cases	0	0	1	2	0	0	0	0	2

Considerations:

- * These statistics represent a snapshot in time.
- * A case may consist of one or multiple charges. The distinct count on cases counts the case only once.
- * Counts of cases do not necessarily represent counts of unique individuals.

**Specified Charges Disposed
(1/1/2024-12/31/2024) All Counties**

CIRCUIT			Count	Acquitted	Amended	Convicted	Dismissed	Diverted	FTA / FTV / AP	Indictment	Other	Total
2024	HART	0360510 *OBS* INCEST-FORCIBLE COMPULS/INCAPABLE CONSENT OR U/18 YOA	Charges	0	1	0	0	0	0	0	0	1
			Cases	0	1	0	0	0	0	0	0	1
		County Total	Charges	0	12	3	14	0	0	0	0	29
			Cases	0	10	2	3	0	0	0	0	11
	HENDERSON	0017090 SEXUAL ABUSE - 3RD DEGREE	Charges	0	0	2	0	0	0	0	0	2
			Cases	0	0	1	0	0	0	0	0	1
		0017100 SEXUAL MISCONDUCT	Charges	0	0	2	0	0	0	0	0	2
			Cases	0	0	2	0	0	0	0	0	2
		0109900 RAPE, 1ST DEGREE	Charges	0	2	2	1	0	0	0	0	5
			Cases	0	1	1	1	0	0	0	0	3
		0109940 RAPE, 1ST DEGREE - INCAPABLE OF CONSENT/PHYSICALLY HELPLESS	Charges	0	1	0	0	0	0	0	0	1
			Cases	0	1	0	0	0	0	0	0	1
		0109960 RAPE, 1ST DEGREE, VICTIM U/12 YEARS OF AGE	Charges	0	5	5	21	0	0	0	0	31
			Cases	0	4	1	5	0	0	0	0	9
		0109965 COMP RAPE, 1ST DEGREE, VICTIM U/12 YEARS OF AGE	Charges	0	1	0	0	0	0	0	0	1
			Cases	0	1	0	0	0	0	0	0	1
		0111620 RAPE-2ND DEGREE-NO FORCE	Charges	0	0	0	1	0	0	0	0	1
			Cases	0	0	0	1	0	0	0	0	1
		0111800 SODOMY, 1ST DEGREE	Charges	0	0	4	3	0	0	0	0	7
			Cases	0	0	1	3	0	0	0	0	4
		0111840 SODOMY, 1ST DEGREE - INCAPABLE OF CONSENT/PHYSICALLY HELPLES	Charges	0	1	0	0	0	0	0	0	1
			Cases	0	1	0	0	0	0	0	0	1

Considerations:

- * These statistics represent a snapshot in time.
- * A case may consist of one or multiple charges. The distinct count on cases counts the case only once.
- * Counts of cases do not necessarily represent counts of unique individuals.

**Specified Charges Disposed
(1/1/2024-12/31/2024) All Counties**

CIRCUIT			Count	Acquitted	Amended	Convicted	Dismissed	Diverted	FTA / FTV / AP	Indictment	Other	Total
2024	HENDERSON	0111860 SODOMY, 1ST DEGREE, VICTIM U/12 YEARS OF AGE	Charges	0	7	5	9	0	0	0	0	21
			Cases	0	3	1	6	0	0	0	0	8
		0112020 SODOMY-2ND DEGREE	Charges	0	0	1	3	0	0	0	0	4
			Cases	0	0	1	2	0	0	0	0	3
		0112200 SEXUAL ABUSE, 1ST DEGREE	Charges	0	2	6	11	0	0	0	0	19
			Cases	0	2	6	7	0	0	0	0	11
		0112210 SEXUAL ABUSE, 1ST DEGREE, VICTIM U/12 YEARS OF AGE	Charges	0	6	7	56	0	0	0	0	69
			Cases	0	6	3	12	0	0	0	0	16
		0112215 COMP SEXUAL ABUSE, 1ST DEGREE, VICTIM U/12 YEARS OF AGE	Charges	0	0	0	7	0	0	0	0	7
			Cases	0	0	0	2	0	0	0	0	2
		0112220 SEXUAL ABUSE, 2ND DEGREE	Charges	0	0	5	1	0	0	0	0	6
			Cases	0	0	5	1	0	0	0	0	6
		0360510 *OBS* INCEST-FORCIBLE COMPULS/INCAPABLE CONSENT OR U/18 YOA	Charges	0	0	0	3	0	0	0	0	3
			Cases	0	0	0	1	0	0	0	0	1
		0360515 *OBS* COMP INCEST-FORCIBLE COMPULS/INCAPABLE CONSENT OR U/18 YOA	Charges	0	1	0	2	0	0	0	0	3
			Cases	0	1	0	1	0	0	0	0	1
		0360560 INCEST - PERSON LESS THAN 18 BY PERSON 3 OR MORE YRS OLDER	Charges	0	0	0	2	0	0	0	0	2
			Cases	0	0	0	1	0	0	0	0	1
		0360570 INCEST - WITH PERSON LESS THAN 12 YEARS OF AGE	Charges	0	0	0	3	0	0	0	0	3
			Cases	0	0	0	1	0	0	0	0	1
		0372180 USE OF A MINOR U/16 IN A SEX PERFORMANCE	Charges	0	0	0	1	0	0	0	0	1
			Cases	0	0	0	1	0	0	0	0	1

Considerations:

- * These statistics represent a snapshot in time.
- * A case may consist of one or multiple charges. The distinct count on cases counts the case only once.
- * Counts of cases do not necessarily represent counts of unique individuals.

**Specified Charges Disposed
(1/1/2024-12/31/2024) All Counties**

CIRCUIT			Count	Acquitted	Amended	Convicted	Dismissed	Diverted	FTA / FTV / AP	Indictment	Other	Total
2024	HENDERSON	0381104 FACIL UNLAWFUL TRANSACTION W/MINOR 1ST DEG ILL SEX ACT, U/18	Charges	0	0	4	0	0	0	0	0	4
			Cases	0	0	2	0	0	0	0	0	2
		0381120 UNLAWFUL TRANSACTION W/MINOR 1ST DEG ILL SEX ACT, U/16	Charges	0	6	0	0	0	0	0	0	6
			Cases	0	4	0	0	0	0	0	0	4
		0381121 ATT UNLAWFUL TRANSACTION W/MINOR 1ST DEG ILL SEX ACT, U/16	Charges	0	0	0	1	0	0	0	0	1
			Cases	0	0	0	1	0	0	0	0	1
		0381122 SOLC UNLAWFUL TRANSACTION W/MINOR 1ST DEG ILL SEX ACT, U/16	Charges	0	1	0	2	0	0	0	0	3
			Cases	0	1	0	2	0	0	0	0	3
		County Total	Charges	0	33	43	127	0	0	0	0	203
			Cases	0	17	18	18	0	0	0	0	24
	HENRY	0017100 SEXUAL MISCONDUCT	Charges	0	0	3	0	0	0	0	0	3
			Cases	0	0	1	0	0	0	0	0	1
		0112200 SEXUAL ABUSE, 1ST DEGREE	Charges	0	4	0	0	0	0	0	0	4
			Cases	0	1	0	0	0	0	0	0	1
		County Total	Charges	0	4	3	0	0	0	0	0	7
			Cases	0	1	1	0	0	0	0	0	1

Considerations:

- * These statistics represent a snapshot in time.
- * A case may consist of one or multiple charges. The distinct count on cases counts the case only once.
- * Counts of cases do not necessarily represent counts of unique individuals.

**Specified Charges Disposed
(1/1/2024-12/31/2024) All Counties**

CIRCUIT			Count	Acquitted	Amended	Convicted	Dismissed	Diverted	FTA / FTV / AP	Indictment	Other	Total
2024	HICKMAN	0112200 SEXUAL ABUSE, 1ST DEGREE	Charges	0	0	1	3	0	0	0	0	4
			Cases	0	0	1	2	0	0	0	0	2
		0112210 SEXUAL ABUSE, 1ST DEGREE, VICTIM U/12 YEARS OF AGE	Charges	0	0	0	2	0	0	0	0	2
			Cases	0	0	0	1	0	0	0	0	1
		0381120 UNLAWFUL TRANSACTION W/MINOR 1ST DEG ILL SEX ACT, U/16	Charges	0	0	0	1	0	0	0	0	1
			Cases	0	0	0	1	0	0	0	0	1
		0381121 ATT UNLAWFUL TRANSACTION W/MINOR 1ST DEG ILL SEX ACT, U/16	Charges	0	0	0	2	0	0	0	0	2
			Cases	0	0	0	1	0	0	0	0	1
		County Total	Charges	0	0	1	8	0	0	0	0	9
			Cases	0	0	1	3	0	0	0	0	3
	HOPKINS	0017090 SEXUAL ABUSE - 3RD DEGREE	Charges	0	0	0	1	0	0	0	0	1
			Cases	0	0	0	1	0	0	0	0	1
		0109900 RAPE, 1ST DEGREE	Charges	0	0	3	5	0	0	0	0	8
			Cases	0	0	1	1	0	0	0	0	2
		0109940 RAPE, 1ST DEGREE - INCAPABLE OF CONSENT/PHYSICALLY HELPLESS	Charges	1	0	1	0	0	0	0	0	2
			Cases	1	0	1	0	0	0	0	0	2
		0109960 RAPE, 1ST DEGREE, VICTIM U/12 YEARS OF AGE	Charges	0	1	1	0	0	0	0	0	2
			Cases	0	1	1	0	0	0	0	0	2
		0111620 RAPE-2ND DEGREE-NO FORCE	Charges	0	0	3	0	0	0	0	0	3
			Cases	0	0	2	0	0	0	0	0	2
		0111650 RAPE, 3RD DEGREE	Charges	0	0	2	0	0	0	0	0	2
			Cases	0	0	1	0	0	0	0	0	1

Considerations:

- * These statistics represent a snapshot in time.
- * A case may consist of one or multiple charges. The distinct count on cases counts the case only once.
- * Counts of cases do not necessarily represent counts of unique individuals.

**Specified Charges Disposed
(1/1/2024-12/31/2024) All Counties**

CIRCUIT			Count	Acquitted	Amended	Convicted	Dismissed	Diverted	FTA / FTV / AP	Indictment	Other	Total
2024	HOPKINS	0111800 SODOMY, 1ST DEGREE	Charges	1	0	3	0	0	0	0	0	4
			Cases	1	0	2	0	0	0	0	0	3
		0111840 SODOMY, 1ST DEGREE - INCAPABLE OF CONSENT/PHYSICALLY HELPLES	Charges	0	0	2	0	0	0	0	0	2
			Cases	0	0	1	0	0	0	0	0	1
		0111860 SODOMY, 1ST DEGREE, VICTIM U/12 YEARS OF AGE	Charges	0	5	0	0	0	0	0	0	5
			Cases	0	4	0	0	0	0	0	0	4
		0112020 SODOMY-2ND DEGREE	Charges	0	2	3	0	0	0	0	0	5
			Cases	0	1	1	0	0	0	0	0	2
		0112200 SEXUAL ABUSE, 1ST DEGREE	Charges	0	0	1	3	0	0	0	0	4
			Cases	0	0	1	2	0	0	0	0	3
		0112210 SEXUAL ABUSE, 1ST DEGREE, VICTIM U/12 YEARS OF AGE	Charges	0	2	5	3	0	0	0	0	10
			Cases	0	2	3	2	0	0	0	0	6
		0112220 SEXUAL ABUSE, 2ND DEGREE	Charges	0	0	1	0	0	0	0	0	1
			Cases	0	0	1	0	0	0	0	0	1
		0360510 *OBS* INCEST-FORCIBLE COMPULS/INCAPABLE CONSENT OR U/18 YOA	Charges	0	0	3	0	0	0	0	0	3
			Cases	0	0	1	0	0	0	0	0	1
		0360520 *OBS* INCEST - VICTIM U/12 YOA OR SERIOUS PHYSICAL INJURY	Charges	0	5	1	0	0	0	0	0	6
			Cases	0	3	1	0	0	0	0	0	4
		0360550 INCEST - FORCIBLE COMPULSION/INCAPABLE OF OR W/OUT CONSENT	Charges	0	0	1	0	0	0	0	0	1
			Cases	0	0	1	0	0	0	0	0	1
		0360560 INCEST - PERSON LESS THAN 18 BY PERSON 3 OR MORE YRS OLDER	Charges	0	1	3	4	0	0	0	0	8
			Cases	0	1	1	1	0	0	0	0	2

Considerations:

* These statistics represent a snapshot in time.

* A case may consist of one or multiple charges. The distinct count on cases counts the case only once.

* Counts of cases do not necessarily represent counts of unique individuals.

Data Source: CourtNet

Query Date: 5/23/2025

Page 61 of 185

**Specified Charges Disposed
(1/1/2024-12/31/2024) All Counties**

CIRCUIT			Count	Acquitted	Amended	Convicted	Dismissed	Diverted	FTA / FTV / AP	Indictment	Other	Total
2024	HOPKINS	0372180 USE OF A MINOR U/16 IN A SEX PERFORMANCE	Charges	0	1	0	0	0	0	0	0	1
			Cases	0	1	0	0	0	0	0	0	1
		0381100 UNLAWFUL TRANSACTION W/MINOR 1ST DEG ILL SEX ACT, U/18	Charges	0	0	1	0	0	0	0	0	1
			Cases	0	0	1	0	0	0	0	0	1
		0381120 UNLAWFUL TRANSACTION W/MINOR 1ST DEG ILL SEX ACT, U/16	Charges	0	0	2	1	0	0	0	0	3
			Cases	0	0	1	1	0	0	0	0	2
		County Total	Charges	2	17	36	17	0	0	0	0	72
			Cases	1	9	12	6	0	0	0	0	19

Considerations:

- * These statistics represent a snapshot in time.
- * A case may consist of one or multiple charges. The distinct count on cases counts the case only once.
- * Counts of cases do not necessarily represent counts of unique individuals.

**Specified Charges Disposed
(1/1/2024-12/31/2024) All Counties**

CIRCUIT			Count	Acquitted	Amended	Convicted	Dismissed	Diverted	FTA / FTV / AP	Indictment	Other	Total
2024	JACKSON	0109900 RAPE, 1ST DEGREE	Charges	0	0	0	4	0	0	0	0	4
			Cases	0	0	0	1	0	0	0	0	1
		0111800 SODOMY, 1ST DEGREE	Charges	0	0	0	2	0	0	0	0	2
			Cases	0	0	0	1	0	0	0	0	1
		0111860 SODOMY, 1ST DEGREE, VICTIM U/12 YEARS OF AGE	Charges	0	0	0	1	0	0	0	0	1
			Cases	0	0	0	1	0	0	0	0	1
		0112020 SODOMY-2ND DEGREE	Charges	0	0	2	2	0	0	0	0	4
			Cases	0	0	1	1	0	0	0	0	1
		0112210 SEXUAL ABUSE, 1ST DEGREE, VICTIM U/12 YEARS OF AGE	Charges	0	1	0	1	0	0	0	0	2
			Cases	0	1	0	1	0	0	0	0	1
		0360500 INCEST	Charges	0	0	0	2	0	0	0	0	2
			Cases	0	0	0	2	0	0	0	0	2
		0372180 USE OF A MINOR U/16 IN A SEX PERFORMANCE	Charges	0	1	0	1	0	0	0	0	2
			Cases	0	1	0	1	0	0	0	0	1
		0372200 USE OF MINOR UNDER 18 IN A SEXUAL PERFORMANCE	Charges	0	0	0	1	0	0	0	0	1
			Cases	0	0	0	1	0	0	0	0	1
		County Total	Charges	0	2	2	14	0	0	0	0	18
			Cases	0	1	1	5	0	0	0	0	5
	JEFFERSON	0017090 SEXUAL ABUSE - 3RD DEGREE	Charges	0	3	2	2	0	0	0	0	7
			Cases	0	1	2	2	0	0	0	0	5
		0017100 SEXUAL MISCONDUCT	Charges	0	0	25	2	0	0	0	0	27
			Cases	0	0	7	2	0	0	0	0	9

Considerations:

- * These statistics represent a snapshot in time.
- * A case may consist of one or multiple charges. The distinct count on cases counts the case only once.
- * Counts of cases do not necessarily represent counts of unique individuals.

**Specified Charges Disposed
(1/1/2024-12/31/2024) All Counties**

CIRCUIT			Count	Acquitted	Amended	Convicted	Dismissed	Diverted	FTA / FTV / AP	Indictment	Other	Total
2024	JEFFERSON	0109900 RAPE, 1ST DEGREE	Charges	1	7	4	5	0	0	0	0	17
			Cases	1	7	4	5	0	0	0	0	17
		0109901 ATT RAPE, 1ST DEGREE	Charges	0	0	0	1	0	0	0	0	1
			Cases	0	0	0	1	0	0	0	0	1
		0109910 RAPE, 1ST DEGREE W/SERIOUS PHYSICAL INJURY	Charges	0	1	0	1	0	0	0	0	2
			Cases	0	1	0	1	0	0	0	0	2
		0109920 RAPE, 1ST DEGREE - DOMESTIC VIOLENCE	Charges	0	2	0	1	0	0	0	0	3
			Cases	0	2	0	1	0	0	0	0	3
		0109940 RAPE, 1ST DEGREE - INCAPABLE OF CONSENT/PHYSICALLY HELPLESS	Charges	0	1	0	0	0	0	0	0	1
			Cases	0	1	0	0	0	0	0	0	1
		0109960 RAPE, 1ST DEGREE, VICTIM U/12 YEARS OF AGE	Charges	1	1	1	2	0	0	0	0	5
			Cases	1	1	1	2	0	0	0	0	4
		0111620 RAPE-2ND DEGREE-NO FORCE	Charges	0	0	1	1	0	0	0	0	2
			Cases	0	0	1	1	0	0	0	0	2
		0111630 *OBS* RAPE-3RD DEGREE-NO FORCE	Charges	0	0	0	1	0	0	0	0	1
			Cases	0	0	0	1	0	0	0	0	1
		0111650 RAPE, 3RD DEGREE	Charges	0	3	2	4	0	0	0	0	9
			Cases	0	1	2	4	0	0	0	0	5
		0111700 RAPE 2ND DEGREE - POSITION OF AUTHORITY	Charges	0	0	1	0	0	0	0	0	1
			Cases	0	0	1	0	0	0	0	0	1
		0111800 SODOMY, 1ST DEGREE	Charges	0	5	1	6	0	0	0	0	12
			Cases	0	3	1	6	0	0	0	0	10

Considerations:

* These statistics represent a snapshot in time.

* A case may consist of one or multiple charges. The distinct count on cases counts the case only once.

* Counts of cases do not necessarily represent counts of unique individuals.

Data Source: CourtNet

Query Date: 5/23/2025

Page 64 of 185

**Specified Charges Disposed
(1/1/2024-12/31/2024) All Counties**

CIRCUIT			Count	Acquitted	Amended	Convicted	Dismissed	Diverted	FTA / FTV / AP	Indictment	Other	Total
2024	JEFFERSON	0111801 ATT SODOMY, 1ST DEGREE	Charges	0	0	0	3	0	0	0	0	3
			Cases	0	0	0	2	0	0	0	0	2
		0111810 SODOMY, 1ST DEGREE W/SERIOUS PHYSICAL INJURY	Charges	0	2	0	0	0	0	0	0	2
			Cases	0	2	0	0	0	0	0	0	2
		0111820 SODOMY, 1ST DEGREE, DOMESTIC VIOLENCE	Charges	0	1	0	1	0	0	0	0	2
			Cases	0	1	0	1	0	0	0	0	2
		0111840 SODOMY, 1ST DEGREE - INCAPABLE OF CONSENT/PHYSICALLY HELPLES	Charges	0	1	0	0	0	0	0	0	1
			Cases	0	1	0	0	0	0	0	0	1
		0111841 ATT SODOMY, 1ST DEGREE - INCAPABLE OF CONSENT/PHYSICALLY HELPLES	Charges	0	1	0	0	0	0	0	0	1
			Cases	0	1	0	0	0	0	0	0	1
		0111860 SODOMY, 1ST DEGREE, VICTIM U/12 YEARS OF AGE	Charges	0	0	8	5	0	0	0	0	13
			Cases	0	0	3	3	0	0	0	0	6
		0112020 SODOMY-2ND DEGREE	Charges	0	0	7	1	0	0	0	0	8
			Cases	0	0	3	1	0	0	0	0	4
		0112050 SODOMY, 3RD DEGREE	Charges	0	6	23	3	0	0	0	0	32
			Cases	0	1	2	2	0	0	0	0	5
		0112200 SEXUAL ABUSE, 1ST DEGREE	Charges	0	4	23	14	0	0	0	0	41
			Cases	0	1	7	6	0	0	0	0	12
		0112210 SEXUAL ABUSE, 1ST DEGREE, VICTIM U/12 YEARS OF AGE	Charges	1	1	17	3	0	0	0	0	22
			Cases	1	1	4	2	0	0	0	0	7
		0112220 SEXUAL ABUSE, 2ND DEGREE	Charges	0	0	0	1	0	0	0	0	1
			Cases	0	0	0	1	0	0	0	0	1

Considerations:

* These statistics represent a snapshot in time.

* A case may consist of one or multiple charges. The distinct count on cases counts the case only once.

* Counts of cases do not necessarily represent counts of unique individuals.

Data Source: CourtNet

Query Date: 5/23/2025

Page 65 of 185

**Specified Charges Disposed
(1/1/2024-12/31/2024) All Counties**

CIRCUIT			Count	Acquitted	Amended	Convicted	Dismissed	Diverted	FTA / FTV / AP	Indictment	Other	Total
2024	JEFFERSON	0360510 *OBS* INCEST-FORCIBLE COMPULS/INCAPABLE CONSENT OR U/18 YOA	Charges	0	0	0	2	0	0	0	0	2
			Cases	0	0	0	2	0	0	0	0	2
		0360520 *OBS* INCEST - VICTIM U/12 YOA OR SERIOUS PHYSICAL INJURY	Charges	0	0	0	1	0	0	0	0	1
			Cases	0	0	0	1	0	0	0	0	1
		0372180 USE OF A MINOR U/16 IN A SEX PERFORMANCE	Charges	0	0	10	1	0	0	0	0	11
			Cases	0	0	1	1	0	0	0	0	2
		0381120 UNLAWFUL TRANSACTION W/MINOR 1ST DEG ILL SEX ACT, U/16	Charges	0	0	2	2	0	0	0	0	4
			Cases	0	0	1	1	0	0	0	0	2
		0381121 ATT UNLAWFUL TRANSACTION W/MINOR 1ST DEG ILL SEX ACT, U/16	Charges	0	0	0	1	0	0	0	0	1
			Cases	0	0	0	1	0	0	0	0	1
		County Total	Charges	3	39	127	64	0	0	0	0	233
			Cases	2	18	27	27	0	0	0	0	51

Considerations:

- * These statistics represent a snapshot in time.
- * A case may consist of one or multiple charges. The distinct count on cases counts the case only once.
- * Counts of cases do not necessarily represent counts of unique individuals.

**Specified Charges Disposed
(1/1/2024-12/31/2024) All Counties**

CIRCUIT			Count	Acquitted	Amended	Convicted	Dismissed	Diverted	FTA / FTV / AP	Indictment	Other	Total
2024	JESSAMINE	0109900 RAPE, 1ST DEGREE	Charges	0	0	0	1	0	0	0	0	1
			Cases	0	0	0	1	0	0	0	0	1
		0111650 RAPE, 3RD DEGREE	Charges	0	0	1	0	0	0	0	0	1
			Cases	0	0	1	0	0	0	0	0	1
		0112020 SODOMY-2ND DEGREE	Charges	0	0	0	1	0	0	0	0	1
			Cases	0	0	0	1	0	0	0	0	1
		0112200 SEXUAL ABUSE, 1ST DEGREE	Charges	0	1	1	0	0	0	0	0	2
			Cases	0	1	1	0	0	0	0	0	2
		0112210 SEXUAL ABUSE, 1ST DEGREE, VICTIM U/12 YEARS OF AGE	Charges	0	0	1	0	0	0	0	1	2
			Cases	0	0	1	0	0	0	0	1	2
		0112220 SEXUAL ABUSE, 2ND DEGREE	Charges	0	0	1	0	0	0	0	0	1
			Cases	0	0	1	0	0	0	0	0	1
		0360500 INCEST	Charges	0	0	0	1	0	0	0	0	1
			Cases	0	0	0	1	0	0	0	0	1
		County Total	Charges	0	1	4	3	0	0	0	1	9
			Cases	0	1	4	3	0	0	0	1	8
	JOHNSON	0112200 SEXUAL ABUSE, 1ST DEGREE	Charges	0	1	0	0	0	0	0	0	1
			Cases	0	1	0	0	0	0	0	0	1
		0112220 SEXUAL ABUSE, 2ND DEGREE	Charges	0	0	1	0	0	0	0	0	1
			Cases	0	0	1	0	0	0	0	0	1
		County Total	Charges	0	1	1	0	0	0	0	0	2
			Cases	0	1	1	0	0	0	0	0	1

Considerations:

* These statistics represent a snapshot in time.

* A case may consist of one or multiple charges. The distinct count on cases counts the case only once.

* Counts of cases do not necessarily represent counts of unique individuals.

Data Source: CourtNet

Query Date: 5/23/2025

Page 67 of 185

**Specified Charges Disposed
(1/1/2024-12/31/2024) All Counties**

CIRCUIT			Count	Acquitted	Amended	Convicted	Dismissed	Diverted	FTA / FTV / AP	Indictment	Other	Total
2024	KENTON	0017090 SEXUAL ABUSE - 3RD DEGREE	Charges	0	0	1	0	0	0	0	0	1
			Cases	0	0	1	0	0	0	0	0	1
		0109900 RAPE, 1ST DEGREE	Charges	0	1	0	0	0	1	0	0	2
			Cases	0	1	0	0	0	1	0	0	2
		0109960 RAPE, 1ST DEGREE, VICTIM U/12 YEARS OF AGE	Charges	0	0	1	0	0	1	0	0	2
			Cases	0	0	1	0	0	1	0	0	2
		0111620 RAPE-2ND DEGREE-NO FORCE	Charges	0	0	1	0	0	0	0	0	1
			Cases	0	0	1	0	0	0	0	0	1
		0111860 SODOMY, 1ST DEGREE, VICTIM U/12 YEARS OF AGE	Charges	0	0	1	0	0	0	0	0	1
			Cases	0	0	1	0	0	0	0	0	1
		0112020 SODOMY-2ND DEGREE	Charges	0	0	1	0	0	0	0	0	1
			Cases	0	0	1	0	0	0	0	0	1
		0112200 SEXUAL ABUSE, 1ST DEGREE	Charges	1	0	5	0	0	2	0	0	8
			Cases	1	0	4	0	0	1	0	0	6
		0112210 SEXUAL ABUSE, 1ST DEGREE, VICTIM U/12 YEARS OF AGE	Charges	0	1	2	2	0	2	0	0	7
			Cases	0	1	1	1	0	1	0	0	4
		0112220 SEXUAL ABUSE, 2ND DEGREE	Charges	0	0	0	1	0	0	0	0	1
			Cases	0	0	0	1	0	0	0	0	1
		0360560 INCEST - PERSON LESS THAN 18 BY PERSON 3 OR MORE YRS OLDER	Charges	0	0	0	0	0	1	0	0	1
			Cases	0	0	0	0	0	1	0	0	1
		0360570 INCEST - WITH PERSON LESS THAN 12 YEARS OF AGE	Charges	0	0	0	0	0	1	0	0	1

Considerations:

- * These statistics represent a snapshot in time.
- * A case may consist of one or multiple charges. The distinct count on cases counts the case only once.
- * Counts of cases do not necessarily represent counts of unique individuals.

**Specified Charges Disposed
(1/1/2024-12/31/2024) All Counties**

CIRCUIT			Count	Acquitted	Amended	Convicted	Dismissed	Diverted	FTA / FTV / AP	Indictment	Other	Total
2024	KENTON	0360570 INCEST - WITH PERSON LESS THAN 12 YEARS OF AG	Cases	0	0	0	0	0	1	0	0	1
		County Total	Charges	1	2	12	3	0	8	0	0	26
			Cases	1	2	4	1	0	1	0	0	7
	KNOTT	0017090 SEXUAL ABUSE - 3RD DEGREE	Charges	0	0	1	0	0	0	0	0	1
			Cases	0	0	1	0	0	0	0	0	1
		0017100 SEXUAL MISCONDUCT	Charges	0	0	1	0	0	0	0	0	1
			Cases	0	0	1	0	0	0	0	0	1
		0111650 RAPE, 3RD DEGREE	Charges	0	0	0	2	0	0	0	0	2
			Cases	0	0	0	2	0	0	0	0	2
		0111860 SODOMY, 1ST DEGREE, VICTIM U/12 YEARS OF AGE	Charges	0	1	0	0	0	0	0	0	1
			Cases	0	1	0	0	0	0	0	0	1
		0112050 SODOMY, 3RD DEGREE	Charges	0	0	0	1	0	0	0	0	1
			Cases	0	0	0	1	0	0	0	0	1
		0112200 SEXUAL ABUSE, 1ST DEGREE	Charges	0	1	1	0	0	0	0	0	2
			Cases	0	1	1	0	0	0	0	0	2
		0112210 SEXUAL ABUSE, 1ST DEGREE, VICTIM U/12 YEARS OF AGE	Charges	0	2	0	0	0	0	0	0	2
			Cases	0	2	0	0	0	0	0	0	2
		0360500 INCEST	Charges	0	1	0	0	0	0	0	0	1
			Cases	0	1	0	0	0	0	0	0	1
		0360501 ATT INCEST	Charges	0	0	1	0	0	0	0	0	1
			Cases	0	0	1	0	0	0	0	0	1
		0381101 ATT UNLAWFUL TRANSACTION W/MINOR 1ST DEG ILL SEX ACT, U/18	Charges	0	0	1	0	0	0	0	0	1
			Cases	0	0	1	0	0	0	0	0	1

Considerations:

* These statistics represent a snapshot in time.

* A case may consist of one or multiple charges. The distinct count on cases counts the case only once.

* Counts of cases do not necessarily represent counts of unique individuals.

Data Source: CourtNet

Query Date: 5/23/2025

Page 69 of 185

**Specified Charges Disposed
(1/1/2024-12/31/2024) All Counties**

		County Total	Charges	0	5	5	3	0	0	0	0	13
			Cases	0	5	5	2	0	0	0	0	7
KNOX	0017100 SEXUAL MISCONDUCT		Charges	0	0	1	0	0	0	0	0	1
			Cases	0	0	1	0	0	0	0	0	1
	0109900 RAPE, 1ST DEGREE		Charges	0	2	0	4	0	0	0	0	6
			Cases	0	1	0	2	0	0	0	0	3
	0109920 RAPE, 1ST DEGREE - DOMESTIC VIOLENCE		Charges	0	0	0	1	0	0	0	0	1
			Cases	0	0	0	1	0	0	0	0	1
	0109960 RAPE, 1ST DEGREE, VICTIM U/12 YEARS OF AGE		Charges	0	0	1	3	0	0	0	0	4
			Cases	0	0	1	1	0	0	0	0	1
	0111620 RAPE-2ND DEGREE-NO FORCE		Charges	0	0	1	0	0	0	0	0	1
			Cases	0	0	1	0	0	0	0	0	1
	0111650 RAPE, 3RD DEGREE		Charges	0	0	1	0	0	0	0	0	1
			Cases	0	0	1	0	0	0	0	0	1
	0111820 SODOMY, 1ST DEGREE, DOMESTIC VIOLENCE		Charges	0	0	0	1	0	0	0	0	1
			Cases	0	0	0	1	0	0	0	0	1
	0112200 SEXUAL ABUSE, 1ST DEGREE		Charges	0	0	1	4	0	0	0	0	5
			Cases	0	0	1	2	0	0	0	0	3
	0112210 SEXUAL ABUSE, 1ST DEGREE, VICTIM U/12 YEARS OF AGE		Charges	0	1	0	3	0	0	0	0	4
			Cases	0	1	0	1	0	0	0	0	1
	0360500 INCEST		Charges	0	0	0	1	0	0	0	0	1
			Cases	0	0	0	1	0	0	0	0	1
	0360510 *OBS* INCEST-FORCIBLE COMPULS/INCAPABLE CONSENT OR U/18 YOA		Charges	0	0	1	3	0	0	0	0	4
			Cases	0	0	1	1	0	0	0	0	2
	0360520 *OBS* INCEST - VICTIM U/12 YOA OR SERIOUS PHYSICAL INJURY		Charges	0	0	0	4	0	0	0	0	4
			Cases	0	0	0	1	0	0	0	0	1

Considerations:

* These statistics represent a snapshot in time.

* A case may consist of one or multiple charges. The distinct count on cases counts the case only once.

* Counts of cases do not necessarily represent counts of unique individuals.

Data Source: CourtNet

Query Date: 5/23/2025

Page 70 of 185

**Specified Charges Disposed
(1/1/2024-12/31/2024) All Counties**

		County Total	Charges									
				0	3	6	24	0	0	0	0	33
			Cases	0	2	3	4	0	0	0	0	6
LARUE	0017100 SEXUAL MISCONDUCT	Charges	0	0	1	0	0	0	0	0	0	1
		Cases	0	0	1	0	0	0	0	0	0	1
	0109900 RAPE, 1ST DEGREE	Charges	0	1	0	0	0	0	0	0	0	1
		Cases	0	1	0	0	0	0	0	0	0	1
	0111650 RAPE, 3RD DEGREE	Charges	0	0	1	0	0	0	0	0	0	1
		Cases	0	0	1	0	0	0	0	0	0	1
	0112200 SEXUAL ABUSE, 1ST DEGREE	Charges	0	1	5	0	0	0	0	0	0	6
		Cases	0	1	2	0	0	0	0	0	0	3
	0112210 SEXUAL ABUSE, 1ST DEGREE, VICTIM U/12 YEARS OF AGE	Charges	0	1	0	0	0	0	0	0	0	1
		Cases	0	1	0	0	0	0	0	0	0	1
	0381120 UNLAWFUL TRANSACTION W/MINOR 1ST DEG ILL SEX ACT, U/16	Charges	0	1	0	0	0	0	0	0	0	1
		Cases	0	1	0	0	0	0	0	0	0	1
	County Total	Charges	0	4	7	0	0	0	0	0	0	11
		Cases	0	3	4	0	0	0	0	0	0	5
LAUREL	0109900 RAPE, 1ST DEGREE	Charges	0	3	2	0	0	0	0	0	0	5
		Cases	0	2	2	0	0	0	0	0	0	4
	0109960 RAPE, 1ST DEGREE, VICTIM U/12 YEARS OF AGE	Charges	0	2	0	2	0	0	0	0	0	4
		Cases	0	2	0	2	0	0	0	0	0	3
	0111620 RAPE-2ND DEGREE-NO FORCE	Charges	0	1	2	0	0	0	0	0	0	3
		Cases	0	1	2	0	0	0	0	0	0	3
	0111650 RAPE, 3RD DEGREE	Charges	0	0	1	1	0	0	0	0	0	2
		Cases	0	0	1	1	0	0	0	0	0	2
	0111690 RAPE, 3RD DEGREE (DOC, DJJ, DETENTION FACILITY)	Charges	0	0	1	1	0	0	0	0	0	2
		Cases	0	0	1	1	0	0	0	0	0	1

Considerations:

* These statistics represent a snapshot in time.

* A case may consist of one or multiple charges. The distinct count on cases counts the case only once.

* Counts of cases do not necessarily represent counts of unique individuals.

Data Source: CourtNet

Query Date: 5/23/2025

Page 71 of 185

**Specified Charges Disposed
(1/1/2024-12/31/2024) All Counties**

0111800 SODOMY, 1ST DEGREE	Charges	0	0	1	0	0	0	0	0	1
	Cases	0	0	1	0	0	0	0	0	1
0111805 COMP SODOMY, 1ST DEGREE	Charges	0	1	1	0	0	0	0	0	2
	Cases	0	1	1	0	0	0	0	0	2
0111860 SODOMY, 1ST DEGREE, VICTIM U/12 YEARS OF AGE	Charges	0	1	0	5	0	0	0	0	6
	Cases	0	1	0	3	0	0	0	0	3
0112020 SODOMY-2ND DEGREE	Charges	0	0	1	0	0	0	0	0	1
	Cases	0	0	1	0	0	0	0	0	1
0112050 SODOMY, 3RD DEGREE	Charges	0	0	1	0	0	0	0	0	1
	Cases	0	0	1	0	0	0	0	0	1
0112090 SODOMY, 3RD DEGREE (DOC, DJJ, DETENTION FACILITY)	Charges	0	0	0	3	0	0	0	0	3
	Cases	0	0	0	1	0	0	0	0	1
0112200 SEXUAL ABUSE, 1ST DEGREE	Charges	0	0	5	3	0	0	0	0	8
	Cases	0	0	4	1	0	0	0	0	4
0112210 SEXUAL ABUSE, 1ST DEGREE, VICTIM U/12 YEARS OF AGE	Charges	0	0	6	6	0	0	0	0	12
	Cases	0	0	4	5	0	0	0	0	9
0112220 SEXUAL ABUSE, 2ND DEGREE	Charges	0	0	0	1	0	0	0	0	1
	Cases	0	0	0	1	0	0	0	0	1
0360500 INCEST	Charges	0	0	0	1	0	0	0	0	1
	Cases	0	0	0	1	0	0	0	0	1
0372200 USE OF MINOR UNDER 18 IN A SEXUAL PERFORMANCE	Charges	0	0	0	1	0	0	0	0	1
	Cases	0	0	0	1	0	0	0	0	1
0381120 UNLAWFUL TRANSACTION W/MINOR 1ST DEG ILL SEX ACT, U/16	Charges	0	1	0	1	0	0	0	0	2
	Cases	0	1	0	1	0	0	0	0	2
0381121 ATT UNLAWFUL TRANSACTION W/MINOR 1ST DEG ILL SEX ACT, U/16	Charges	0	0	1	0	0	0	0	0	1
	Cases	0	0	1	0	0	0	0	0	1
County Total										

Considerations:

* These statistics represent a snapshot in time.

* A case may consist of one or multiple charges. The distinct count on cases counts the case only once.

* Counts of cases do not necessarily represent counts of unique individuals.

Data Source: CourtNet

Query Date: 5/23/2025

Page 72 of 185

**Specified Charges Disposed
(1/1/2024-12/31/2024) All Counties**

		Charges	0	9	22	25	0	0	0	0	56
		Cases	0	7	15	10	0	0	0	0	20
LAWRENCE	0111800 SODOMY, 1ST DEGREE	Charges	0	0	1	0	0	0	0	0	1
		Cases	0	0	1	0	0	0	0	0	1
	0111860 SODOMY, 1ST DEGREE, VICTIM U/12 YEARS OF AGE	Charges	0	1	0	0	0	0	0	0	1
		Cases	0	1	0	0	0	0	0	0	1
	0112200 SEXUAL ABUSE, 1ST DEGREE	Charges	0	0	1	0	0	0	0	0	1
		Cases	0	0	1	0	0	0	0	0	1
	0112210 SEXUAL ABUSE, 1ST DEGREE, VICTIM U/12 YEARS OF AGE	Charges	0	2	0	0	0	0	0	0	2
		Cases	0	2	0	0	0	0	0	0	2
	0112220 SEXUAL ABUSE, 2ND DEGREE	Charges	0	0	2	0	0	0	0	0	2
		Cases	0	0	2	0	0	0	0	0	2
	County Total	Charges	0	3	4	0	0	0	0	0	7
		Cases	0	3	4	0	0	0	0	0	4
LETCHER	0109900 RAPE, 1ST DEGREE	Charges	0	1	18	17	0	0	0	0	36
		Cases	0	1	2	4	0	0	0	0	7
	0111650 RAPE, 3RD DEGREE	Charges	0	0	2	1	0	0	0	0	3
		Cases	0	0	2	1	0	0	0	0	2
	0111800 SODOMY, 1ST DEGREE	Charges	0	0	42	15	0	0	0	0	57
		Cases	0	0	4	2	0	0	0	0	6
	0112050 SODOMY, 3RD DEGREE	Charges	0	0	1	1	0	0	0	0	2
		Cases	0	0	1	1	0	0	0	0	1
	0112200 SEXUAL ABUSE, 1ST DEGREE	Charges	0	0	89	17	0	0	0	0	106
		Cases	0	0	15	4	0	0	0	0	19
	0112210 SEXUAL ABUSE, 1ST DEGREE, VICTIM U/12 YEARS OF AGE	Charges	0	1	1	21	0	0	0	0	23
		Cases	0	1	1	21	0	0	0	0	23

Considerations:

* These statistics represent a snapshot in time.

* A case may consist of one or multiple charges. The distinct count on cases counts the case only once.

* Counts of cases do not necessarily represent counts of unique individuals.

Data Source: CourtNet

Query Date: 5/23/2025

Page 73 of 185

**Specified Charges Disposed
(1/1/2024-12/31/2024) All Counties**

	0381100 UNLAWFUL TRANSACTION W/MINOR 1ST DEG ILL SEX ACT, U/18	Charges	0	0	0	21	0	0	0	0	21
		Cases	0	0	0	21	0	0	0	0	21
	0381120 UNLAWFUL TRANSACTION W/MINOR 1ST DEG ILL SEX ACT, U/16	Charges	0	1	0	0	0	0	0	0	1
		Cases	0	1	0	0	0	0	0	0	1
	County Total	Charges	0	3	153	93	0	0	0	0	249
		Cases	0	3	18	49	0	0	0	0	66
	LEWIS	0109960 RAPE, 1ST DEGREE, VICTIM U/12 YEARS OF AGE	Charges	0	0	2	0	0	0	0	2
			Cases	0	0	1	0	0	0	0	1
		0112210 SEXUAL ABUSE, 1ST DEGREE, VICTIM U/12 YEARS OF AGE	Charges	0	2	0	1	0	0	0	3
			Cases	0	1	0	1	0	0	0	1
		0112220 SEXUAL ABUSE, 2ND DEGREE	Charges	0	0	0	1	0	0	0	1
			Cases	0	0	0	1	0	0	0	1
		County Total	Charges	0	2	2	2	0	0	0	6
			Cases	0	1	1	2	0	0	0	3
	LINCOLN	0111650 RAPE, 3RD DEGREE	Charges	0	0	3	0	0	0	0	3
			Cases	0	0	1	0	0	0	0	1
		0111680 RAPE, 2ND DEGREE (INTELLECTUAL DISABILITY)	Charges	0	0	3	0	0	0	0	3
			Cases	0	0	1	0	0	0	0	1
		0112080 SODOMY, 2ND DEGREE (INTELLECTUAL DISABILITY)	Charges	0	0	3	0	0	0	0	3
			Cases	0	0	1	0	0	0	0	1
		0112200 SEXUAL ABUSE, 1ST DEGREE	Charges	0	0	0	0	0	0	1	1
			Cases	0	0	0	0	0	0	1	1
		0112201 ATT SEXUAL ABUSE, 1ST DEGREE	Charges	0	0	1	0	0	0	0	1
			Cases	0	0	1	0	0	0	0	1
		0112210 SEXUAL ABUSE, 1ST DEGREE, VICTIM U/12 YEARS OF AGE	Charges	0	0	2	0	0	0	0	2
			Cases	0	0	1	0	0	0	0	1

Considerations:

* These statistics represent a snapshot in time.

* A case may consist of one or multiple charges. The distinct count on cases counts the case only once.

* Counts of cases do not necessarily represent counts of unique individuals.

Data Source: CourtNet

Query Date: 5/23/2025

Page 74 of 185

**Specified Charges Disposed
(1/1/2024-12/31/2024) All Counties**

LIVINGSTON	0112211 ATT SEXUAL ABUSE, 1ST DEGREE, VICTIM U/12 YEARS OF AGE	Charges	0	0	1	0	0	0	0	0	1
		Cases	0	0	1	0	0	0	0	0	1
	0360560 INCEST - PERSON LESS THAN 18 BY PERSON 3 OR MORE YRS OLDER	Charges	0	0	3	0	0	0	0	0	3
		Cases	0	0	1	0	0	0	0	0	1
	0381120 UNLAWFUL TRANSACTION W/MINOR 1ST DEG ILL SEX ACT, U/16	Charges	0	0	0	1	0	0	0	0	1
		Cases	0	0	0	1	0	0	0	0	1
	County Total	Charges	0	0	16	1	0	0	0	1	18
		Cases	0	0	4	1	0	0	0	1	6
	0017100 SEXUAL MISCONDUCT	Charges	0	0	3	0	0	0	0	0	3
		Cases	0	0	2	0	0	0	0	0	2
	0111620 RAPE-2ND DEGREE-NO FORCE	Charges	0	0	0	1	0	0	0	0	1
		Cases	0	0	0	1	0	0	0	0	1
	0111650 RAPE, 3RD DEGREE	Charges	0	0	1	3	0	0	0	0	4
		Cases	0	0	1	1	0	0	0	0	1
	0111800 SODOMY, 1ST DEGREE	Charges	0	1	0	1	0	0	0	0	2
		Cases	0	1	0	1	0	0	0	0	2
	0112200 SEXUAL ABUSE, 1ST DEGREE	Charges	0	5	0	0	0	0	0	0	5
		Cases	0	4	0	0	0	0	0	0	4
	0112210 SEXUAL ABUSE, 1ST DEGREE, VICTIM U/12 YEARS OF AGE	Charges	0	2	0	1	0	0	0	0	3
		Cases	0	1	0	1	0	0	0	0	2
	0112220 SEXUAL ABUSE, 2ND DEGREE	Charges	0	0	3	0	0	0	0	0	3
		Cases	0	0	3	0	0	0	0	0	3
	0381100 UNLAWFUL TRANSACTION W/MINOR 1ST DEG ILL SEX ACT, U/18	Charges	0	0	0	4	0	0	0	0	4
		Cases	0	0	0	1	0	0	0	0	1
	County Total	Charges	0	8	7	10	0	0	0	0	25
		Cases	0	6	6	4	0	0	0	0	10

Considerations:

* These statistics represent a snapshot in time.

* A case may consist of one or multiple charges. The distinct count on cases counts the case only once.

* Counts of cases do not necessarily represent counts of unique individuals.

Data Source: CourtNet

Query Date: 5/23/2025

Page 75 of 185

**Specified Charges Disposed
(1/1/2024-12/31/2024) All Counties**

LOGAN	0017090 SEXUAL ABUSE - 3RD DEGREE	Charges	0	0	0	20	0	0	0	0	20
		Cases	0	0	0	1	0	0	0	0	1
	0109900 RAPE, 1ST DEGREE	Charges	0	0	0	2	0	0	0	0	2
		Cases	0	0	0	2	0	0	0	0	2
	0109920 RAPE, 1ST DEGREE - DOMESTIC VIOLENCE	Charges	0	1	0	0	0	0	0	0	1
		Cases	0	1	0	0	0	0	0	0	1
	0109960 RAPE, 1ST DEGREE, VICTIM U/12 YEARS OF AGE	Charges	0	1	0	1	0	0	0	0	2
		Cases	0	1	0	1	0	0	0	0	2
	0109961 ATT RAPE, 1ST DEGREE, VICTIM U/12 YEARS OF AGE	Charges	0	0	0	1	0	0	0	0	1
		Cases	0	0	0	1	0	0	0	0	1
	0111620 RAPE-2ND DEGREE-NO FORCE	Charges	0	0	0	1	0	0	0	0	1
		Cases	0	0	0	1	0	0	0	0	1
	0111621 ATT RAPE-2ND DEGREE-NO FORCE	Charges	0	0	0	2	0	0	0	0	2
		Cases	0	0	0	1	0	0	0	0	1
	0111800 SODOMY, 1ST DEGREE	Charges	0	0	6	0	0	0	0	0	6
		Cases	0	0	1	0	0	0	0	0	1
	0111801 ATT SODOMY, 1ST DEGREE	Charges	0	1	0	0	0	0	0	0	1
		Cases	0	1	0	0	0	0	0	0	1
	0111820 SODOMY, 1ST DEGREE, DOMESTIC VIOLENCE	Charges	0	1	0	0	0	0	0	0	1
		Cases	0	1	0	0	0	0	0	0	1
	0111860 SODOMY, 1ST DEGREE, VICTIM U/12 YEARS OF AGE	Charges	1	1	1	0	0	0	0	0	3
		Cases	1	1	1	0	0	0	0	0	3
	0112020 SODOMY-2ND DEGREE	Charges	0	0	0	4	0	0	0	0	4
		Cases	0	0	0	2	0	0	0	0	2
	0112050 SODOMY, 3RD DEGREE	Charges	0	0	0	20	0	0	0	0	20
		Cases	0	0	0	1	0	0	0	0	1
	0112200 SEXUAL ABUSE, 1ST DEGREE	Charges									

Considerations:

* These statistics represent a snapshot in time.

* A case may consist of one or multiple charges. The distinct count on cases counts the case only once.

* Counts of cases do not necessarily represent counts of unique individuals.

Data Source: CourtNet

Query Date: 5/23/2025

Page 76 of 185

**Specified Charges Disposed
(1/1/2024-12/31/2024) All Counties**

		0	0	4	2	0	0	0	0	6
	Cases	0	0	2	2	0	0	0	0	4
0112210 SEXUAL ABUSE, 1ST DEGREE, VICTIM U/12 YEARS OF AGE	Charges	0	2	5	1	2	0	0	0	10
	Cases	0	2	3	1	1	0	0	0	7
0112211 ATT SEXUAL ABUSE, 1ST DEGREE, VICTIM U/12 YEARS OF AGE	Charges	0	0	0	0	1	0	0	0	1
	Cases	0	0	0	0	1	0	0	0	1
0112220 SEXUAL ABUSE, 2ND DEGREE	Charges	0	0	1	1	1	0	0	0	3
	Cases	0	0	1	1	1	0	0	0	2
0360510 *OBS* INCEST-FORCIBLE COMPULS/INCAPABLE CONSENT OR U/18 YOA	Charges	1	0	0	3	0	0	0	0	4
	Cases	1	0	0	2	0	0	0	0	3
0360520 *OBS* INCEST - VICTIM U/12 YOA OR SERIOUS PHYSICAL INJURY	Charges	0	0	0	1	0	0	0	0	1
	Cases	0	0	0	1	0	0	0	0	1
0360560 INCEST - PERSON LESS THAN 18 BY PERSON 3 OR MORE YRS OLDER	Charges	0	0	6	0	0	0	0	0	6
	Cases	0	0	1	0	0	0	0	0	1
0372200 USE OF MINOR UNDER 18 IN A SEXUAL PERFORMANCE	Charges	0	0	0	1	0	0	0	0	1
	Cases	0	0	0	1	0	0	0	0	1
0381120 UNLAWFUL TRANSACTION W/MINOR 1ST DEG ILL SEX ACT, U/16	Charges	0	0	0	1	1	0	0	0	2
	Cases	0	0	0	1	1	0	0	0	2
County Total	Charges	2	7	23	61	5	0	0	0	98
	Cases	1	3	5	9	2	0	0	0	15
LYON	0017100 SEXUAL MISCONDUCT	Charges	0	0	3	0	0	0	0	3
		Cases	0	0	1	0	0	0	0	1
	0111690 RAPE, 3RD DEGREE (DOC, DJJ, DETENTION FACILITY)	Charges	0	0	1	0	0	0	0	1
		Cases	0	0	1	0	0	0	0	1
	0112200 SEXUAL ABUSE, 1ST DEGREE	Charges	0	3	0	0	0	0	0	3
		Cases	0	1	0	0	0	0	0	1
	0112210 SEXUAL ABUSE, 1ST DEGREE, VICTIM U/12 YEARS OF									

Considerations:

* These statistics represent a snapshot in time.

* A case may consist of one or multiple charges. The distinct count on cases counts the case only once.

* Counts of cases do not necessarily represent counts of unique individuals.

Data Source: CourtNet

Query Date: 5/23/2025

Page 77 of 185

**Specified Charges Disposed
(1/1/2024-12/31/2024) All Counties**

	AGE	Charges	0	0	0	2	0	0	0	0	2
		Cases	0	0	0	1	0	0	0	0	1
	County Total	Charges	0	3	4	2	0	0	0	0	9
		Cases	0	1	2	1	0	0	0	0	3
MADISON	0017090 SEXUAL ABUSE - 3RD DEGREE	Charges	0	0	3	0	0	0	0	0	3
		Cases	0	0	3	0	0	0	0	0	3
	0017100 SEXUAL MISCONDUCT	Charges	0	0	6	0	0	0	0	0	6
		Cases	0	0	4	0	0	0	0	0	4
	0109900 RAPE, 1ST DEGREE	Charges	0	5	0	3	0	0	0	0	8
		Cases	0	5	0	3	0	0	0	0	8
	0109921 ATT RAPE, 1ST DEGREE - DOMESTIC VIOLENCE	Charges	0	0	1	0	0	0	0	0	1
		Cases	0	0	1	0	0	0	0	0	1
	0109940 RAPE, 1ST DEGREE - INCAPABLE OF CONSENT/PHYSICALLY HELPLESS	Charges	0	1	0	0	0	0	0	0	1
		Cases	0	1	0	0	0	0	0	0	1
	0109960 RAPE, 1ST DEGREE, VICTIM U/12 YEARS OF AGE	Charges	0	0	0	5	0	0	0	0	5
		Cases	0	0	0	5	0	0	0	0	5
	0111620 RAPE-2ND DEGREE-NO FORCE	Charges	0	1	0	0	0	0	0	0	1
		Cases	0	1	0	0	0	0	0	0	1
	0111650 RAPE, 3RD DEGREE	Charges	0	0	4	3	0	0	0	0	7
		Cases	0	0	2	1	0	0	0	0	3
	0111800 SODOMY, 1ST DEGREE	Charges	0	4	0	2	0	0	0	0	6
		Cases	0	2	0	1	0	0	0	0	3
	0111821 ATT SODOMY, 1ST DEGREE, DOMESTIC VIOLENCE	Charges	0	0	0	2	0	0	0	0	2
		Cases	0	0	0	1	0	0	0	0	1
	0111855 COMP SODOMY,1ST -INCAPABLE OF CONSENT/PHY HELPLESS/SERIOUS INJURY	Charges	0	2	0	0	0	0	0	0	2
		Cases	0	1	0	0	0	0	0	0	1

Considerations:

* These statistics represent a snapshot in time.

* A case may consist of one or multiple charges. The distinct count on cases counts the case only once.

* Counts of cases do not necessarily represent counts of unique individuals.

Data Source: CourtNet

Query Date: 5/23/2025

Page 78 of 185

**Specified Charges Disposed
(1/1/2024-12/31/2024) All Counties**

0111860 SODOMY, 1ST DEGREE, VICTIM U/12 YEARS OF AGE	Charges	0	0	0	2	0	0	0	2	4
	Cases	0	0	0	2	0	0	0	1	3
0111865 COMP SODOMY, 1ST DEGREE, VICTIM U/12 YEARS OF AGE	Charges	0	1	0	0	0	0	0	2	3
	Cases	0	1	0	0	0	0	0	1	1
0112050 SODOMY, 3RD DEGREE	Charges	0	0	5	3	0	0	0	0	8
	Cases	0	0	2	1	0	0	0	0	3
0112200 SEXUAL ABUSE, 1ST DEGREE	Charges	0	4	3	13	0	0	0	0	20
	Cases	0	4	3	5	0	0	0	0	11
0112201 ATT SEXUAL ABUSE, 1ST DEGREE	Charges	0	0	1	0	0	0	0	0	1
	Cases	0	0	1	0	0	0	0	0	1
0112210 SEXUAL ABUSE, 1ST DEGREE, VICTIM U/12 YEARS OF AGE	Charges	0	4	6	2	0	0	0	6	18
	Cases	0	4	1	1	0	0	0	2	7
0112211 ATT SEXUAL ABUSE, 1ST DEGREE, VICTIM U/12 YEARS OF AGE	Charges	0	0	1	0	0	0	0	0	1
	Cases	0	0	1	0	0	0	0	0	1
0112215 COMP SEXUAL ABUSE, 1ST DEGREE, VICTIM U/12 YEARS OF AGE	Charges	0	0	0	4	0	0	0	3	7
	Cases	0	0	0	2	0	0	0	1	3
0112220 SEXUAL ABUSE, 2ND DEGREE	Charges	0	0	0	2	0	0	0	0	2
	Cases	0	0	0	1	0	0	0	0	1
0360510 *OBS* INCEST-FORCIBLE COMPULS/INCAPABLE CONSENT OR U/18 YOA	Charges	0	0	0	7	0	0	0	0	7
	Cases	0	0	0	2	0	0	0	0	2
0360560 INCEST - PERSON LESS THAN 18 BY PERSON 3 OR MORE YRS OLDER	Charges	0	0	0	1	0	0	0	0	1
	Cases	0	0	0	1	0	0	0	0	1
0360570 INCEST - WITH PERSON LESS THAN 12 YEARS OF AGE	Charges	0	0	0	2	0	0	0	0	2
	Cases	0	0	0	1	0	0	0	0	1
0372180 USE OF A MINOR U/16 IN A SEX PERFORMANCE	Charges	0	0	5	2	0	0	0	0	7
	Cases	0	0	1	2	0	0	0	0	3
0372181 ATT USE OF A MINOR U/16 IN A SEX PERFORMANCE	Charges	0	0	0	1	0	0	0	0	1

Considerations:

* These statistics represent a snapshot in time.

* A case may consist of one or multiple charges. The distinct count on cases counts the case only once.

* Counts of cases do not necessarily represent counts of unique individuals.

Data Source: CourtNet

Query Date: 5/23/2025

Page 79 of 185

**Specified Charges Disposed
(1/1/2024-12/31/2024) All Counties**

		Cases	0	0	0	1	0	0	0	0	1
	0372200 USE OF MINOR UNDER 18 IN A SEXUAL PERFORMANCE	Charges	0	0	2	2	0	0	0	0	4
		Cases	0	0	2	1	0	0	0	0	3
	0381120 UNLAWFUL TRANSACTION W/MINOR 1ST DEG ILL SEX ACT, U/16	Charges	0	0	0	1	0	0	0	0	1
		Cases	0	0	0	1	0	0	0	0	1
	County Total	Charges	0	22	37	57	0	0	0	13	129
		Cases	0	16	17	20	0	0	0	3	34
MAGOFFIN	0109900 RAPE, 1ST DEGREE	Charges	0	0	2	0	0	0	0	0	2
		Cases	0	0	1	0	0	0	0	0	1
	0109960 RAPE, 1ST DEGREE, VICTIM U/12 YEARS OF AGE	Charges	0	0	1	0	0	0	0	0	1
		Cases	0	0	1	0	0	0	0	0	1
	0111860 SODOMY, 1ST DEGREE, VICTIM U/12 YEARS OF AGE	Charges	0	0	1	0	0	0	0	0	1
		Cases	0	0	1	0	0	0	0	0	1
	0112200 SEXUAL ABUSE, 1ST DEGREE	Charges	0	0	3	1	0	0	0	0	4
		Cases	0	0	1	1	0	0	0	0	2
	0112210 SEXUAL ABUSE, 1ST DEGREE, VICTIM U/12 YEARS OF AGE	Charges	0	0	1	0	0	0	0	0	1
		Cases	0	0	1	0	0	0	0	0	1
	County Total	Charges	0	0	8	1	0	0	0	0	9
		Cases	0	0	2	1	0	0	0	0	3
MARION	0109900 RAPE, 1ST DEGREE	Charges	0	1	0	13	0	0	0	0	14
		Cases	0	1	0	1	0	0	0	0	2
	0109960 RAPE, 1ST DEGREE, VICTIM U/12 YEARS OF AGE	Charges	0	0	0	2	0	0	0	0	2
		Cases	0	0	0	1	0	0	0	0	1
	0111800 SODOMY, 1ST DEGREE	Charges	0	0	0	11	0	0	0	0	11
		Cases	0	0	0	1	0	0	0	0	1
	0111860 SODOMY, 1ST DEGREE, VICTIM U/12 YEARS OF AGE	Charges	0	2	0	0	0	0	0	0	2

Considerations:

* These statistics represent a snapshot in time.

* A case may consist of one or multiple charges. The distinct count on cases counts the case only once.

* Counts of cases do not necessarily represent counts of unique individuals.

Data Source: CourtNet

Query Date: 5/23/2025

Page 80 of 185

**Specified Charges Disposed
(1/1/2024-12/31/2024) All Counties**

		Cases	0	1	0	0	0	0	0	0	1
	0112020 SODOMY-2ND DEGREE	Charges	0	0	0	2	0	0	0	0	2
		Cases	0	0	0	1	0	0	0	0	1
	0112200 SEXUAL ABUSE, 1ST DEGREE	Charges	3	2	0	12	0	0	0	0	17
		Cases	1	2	0	1	0	0	0	0	3
	0112210 SEXUAL ABUSE, 1ST DEGREE, VICTIM U/12 YEARS OF AGE	Charges	0	1	2	1	0	0	0	0	4
		Cases	0	1	1	1	0	0	0	0	3
	0112215 COMP SEXUAL ABUSE, 1ST DEGREE, VICTIM U/12 YEARS OF AGE	Charges	0	0	0	7	0	0	0	0	7
		Cases	0	0	0	1	0	0	0	0	1
	County Total	Charges	3	6	2	48	0	0	0	0	59
		Cases	1	5	1	4	0	0	0	0	9
MARSHALL	0017090 SEXUAL ABUSE - 3RD DEGREE	Charges	0	0	0	0	1	0	0	0	1
		Cases	0	0	0	0	1	0	0	0	1
	0017100 SEXUAL MISCONDUCT	Charges	0	0	3	0	0	0	0	0	3
		Cases	0	0	3	0	0	0	0	0	3
	0109900 RAPE, 1ST DEGREE	Charges	0	1	0	1	0	0	0	0	2
		Cases	0	1	0	1	0	0	0	0	2
	0109940 RAPE, 1ST DEGREE - INCAPABLE OF CONSENT/PHYSICALLY HELPLESS	Charges	0	1	0	0	0	0	0	0	1
		Cases	0	1	0	0	0	0	0	0	1
	0111800 SODOMY, 1ST DEGREE	Charges	0	0	0	1	0	0	0	0	1
		Cases	0	0	0	1	0	0	0	0	1
	0112200 SEXUAL ABUSE, 1ST DEGREE	Charges	0	1	2	0	0	0	0	0	3
		Cases	0	1	2	0	0	0	0	0	3
	County Total	Charges	0	3	5	2	1	0	0	0	11
		Cases	0	3	5	1	1	0	0	0	7
MARTIN	0111860 SODOMY, 1ST DEGREE, VICTIM U/12 YEARS OF AGE	Charges	0	1	0	0	0	0	0	0	1

Considerations:

* These statistics represent a snapshot in time.

* A case may consist of one or multiple charges. The distinct count on cases counts the case only once.

* Counts of cases do not necessarily represent counts of unique individuals.

Data Source: CourtNet

Query Date: 5/23/2025

Page 81 of 185

**Specified Charges Disposed
(1/1/2024-12/31/2024) All Counties**

MASON		Cases	0	1	0	0	0	0	0	0	1
		0112020 SODOMY-2ND DEGREE	Charges	0	0	1	0	0	0	0	1
			Cases	0	0	1	0	0	0	0	1
		0112200 SEXUAL ABUSE, 1ST DEGREE	Charges	0	0	0	1	0	0	0	1
			Cases	0	0	0	1	0	0	0	1
		County Total	Charges	0	1	1	1	0	0	0	3
			Cases	0	1	1	1	0	0	0	2
	0109960 RAPE, 1ST DEGREE, VICTIM U/12 YEARS OF AGE	Charges	0	0	0	1	0	0	0	0	1
		Cases	0	0	0	1	0	0	0	0	1
		0111860 SODOMY, 1ST DEGREE, VICTIM U/12 YEARS OF AGE	Charges	0	1	0	1	0	0	0	2
			Cases	0	1	0	1	0	0	0	1
		0112080 SODOMY, 2ND DEGREE (INTELLECTUAL DISABILITY)	Charges	0	0	0	1	0	0	0	1
			Cases	0	0	0	1	0	0	0	1
		0360500 INCEST	Charges	0	0	1	0	0	0	0	1
			Cases	0	0	1	0	0	0	0	1
		0360570 INCEST - WITH PERSON LESS THAN 12 YEARS OF AGE	Charges	0	1	0	2	0	0	0	3
			Cases	0	1	0	1	0	0	0	1
		0381100 UNLAWFUL TRANSACTION W/MINOR 1ST DEG ILL SEX ACT, U/18	Charges	0	0	1	0	0	0	0	1
			Cases	0	0	1	0	0	0	0	1
		County Total	Charges	0	2	2	5	0	0	0	9
			Cases	0	1	1	2	0	0	0	2
MCCRACKEN	0017090 SEXUAL ABUSE - 3RD DEGREE	Charges	0	1	2	0	0	0	0	0	3
		Cases	0	1	2	0	0	0	0	0	3
	0017100 SEXUAL MISCONDUCT	Charges	0	0	1	0	0	0	0	0	1
		Cases	0	0	1	0	0	0	0	0	1
	0109900 RAPE, 1ST DEGREE	Charges	0	2	0	1	0	0	0	0	3

Considerations:

* These statistics represent a snapshot in time.

* A case may consist of one or multiple charges. The distinct count on cases counts the case only once.

* Counts of cases do not necessarily represent counts of unique individuals.

Data Source: CourtNet

Query Date: 5/23/2025

Page 82 of 185

**Specified Charges Disposed
(1/1/2024-12/31/2024) All Counties**

	Cases	0	2	0	1	0	0	0	0	3
0109920 RAPE, 1ST DEGREE - DOMESTIC VIOLENCE	Charges	0	0	2	0	0	0	0	0	2
	Cases	0	0	1	0	0	0	0	0	1
0109960 RAPE, 1ST DEGREE, VICTIM U/12 YEARS OF AGE	Charges	0	1	1	1	0	0	0	0	3
	Cases	0	1	1	1	0	0	0	0	3
0111650 RAPE, 3RD DEGREE	Charges	0	0	4	8	0	0	0	0	12
	Cases	0	0	4	2	0	0	0	0	6
0111820 SODOMY, 1ST DEGREE, DOMESTIC VIOLENCE	Charges	0	0	2	0	0	0	0	0	2
	Cases	0	0	1	0	0	0	0	0	1
0111860 SODOMY, 1ST DEGREE, VICTIM U/12 YEARS OF AGE	Charges	0	0	1	3	0	0	0	0	4
	Cases	0	0	1	3	0	0	0	0	4
0112050 SODOMY, 3RD DEGREE	Charges	0	0	3	7	0	0	0	0	10
	Cases	0	0	3	1	0	0	0	0	4
0112200 SEXUAL ABUSE, 1ST DEGREE	Charges	0	1	3	2	0	0	0	0	6
	Cases	0	1	3	1	0	0	0	0	5
0112210 SEXUAL ABUSE, 1ST DEGREE, VICTIM U/12 YEARS OF AGE	Charges	0	1	2	0	0	0	0	0	3
	Cases	0	1	2	0	0	0	0	0	3
0112220 SEXUAL ABUSE, 2ND DEGREE	Charges	0	0	1	0	0	0	0	0	1
	Cases	0	0	1	0	0	0	0	0	1
0360570 INCEST - WITH PERSON LESS THAN 12 YEARS OF AGE	Charges	0	0	0	1	0	0	0	0	1
	Cases	0	0	0	1	0	0	0	0	1
0372180 USE OF A MINOR U/16 IN A SEX PERFORMANCE	Charges	0	0	0	1	0	0	0	0	1
	Cases	0	0	0	1	0	0	0	0	1
0381100 UNLAWFUL TRANSACTION W/MINOR 1ST DEG ILL SEX ACT, U/18	Charges	0	0	1	0	0	0	0	0	1
	Cases	0	0	1	0	0	0	0	0	1
0381120 UNLAWFUL TRANSACTION W/MINOR 1ST DEG ILL SEX ACT, U/16	Charges	0	1	1	0	0	0	0	0	2
	Cases	0	1	1	0	0	0	0	0	2

Considerations:

- * These statistics represent a snapshot in time.
- * A case may consist of one or multiple charges. The distinct count on cases counts the case only once.
- * Counts of cases do not necessarily represent counts of unique individuals.

**Specified Charges Disposed
(1/1/2024-12/31/2024) All Counties**

		County Total	Charges	0	7	24	24	0	0	0	0	55
			Cases	0	7	11	5	0	0	0	0	18
MCCREARY	0111620 RAPE-2ND DEGREE-NO FORCE	Charges	0	0	1	0	0	0	0	0	0	1
		Cases	0	0	1	0	0	0	0	0	0	1
	0111650 RAPE, 3RD DEGREE	Charges	0	0	1	0	0	0	0	0	0	1
		Cases	0	0	1	0	0	0	0	0	0	1
	0112020 SODOMY-2ND DEGREE	Charges	0	0	1	0	0	0	0	0	0	1
		Cases	0	0	1	0	0	0	0	0	0	1
	0112050 SODOMY, 3RD DEGREE	Charges	0	1	2	0	0	0	0	0	0	3
		Cases	0	1	1	0	0	0	0	0	0	2
	0112200 SEXUAL ABUSE, 1ST DEGREE	Charges	0	0	1	0	0	0	0	0	0	1
		Cases	0	0	1	0	0	0	0	0	0	1
	0372180 USE OF A MINOR U/16 IN A SEX PERFORMANCE	Charges	0	1	0	0	0	0	0	0	0	1
		Cases	0	1	0	0	0	0	0	0	0	1
	0381100 UNLAWFUL TRANSACTION W/MINOR 1ST DEG ILL SEX ACT, U/18	Charges	0	0	3	1	0	0	0	0	0	4
		Cases	0	0	2	1	0	0	0	0	0	2
		County Total	Charges	0	2	9	1	0	0	0	0	12
	Cases		0	2	4	1	0	0	0	0	0	5
MCLEAN	0111860 SODOMY, 1ST DEGREE, VICTIM U/12 YEARS OF AGE	Charges	0	0	1	0	0	0	0	0	0	1
		Cases	0	0	1	0	0	0	0	0	0	1
	0112210 SEXUAL ABUSE, 1ST DEGREE, VICTIM U/12 YEARS OF AGE	Charges	0	1	1	0	0	0	0	0	0	2
		Cases	0	1	1	0	0	0	0	0	0	2
	0360560 INCEST - PERSON LESS THAN 18 BY PERSON 3 OR MORE YRS OLDER	Charges	0	0	3	0	0	0	0	0	0	3
		Cases	0	0	1	0	0	0	0	0	0	1
	0360570 INCEST - WITH PERSON LESS THAN 12 YEARS OF AGE	Charges	0	0	2	0	0	0	0	0	0	2
		Cases	0	0	1	0	0	0	0	0	0	1

Considerations:

* These statistics represent a snapshot in time.

* A case may consist of one or multiple charges. The distinct count on cases counts the case only once.

* Counts of cases do not necessarily represent counts of unique individuals.

Data Source: CourtNet

Query Date: 5/23/2025

Page 84 of 185

**Specified Charges Disposed
(1/1/2024-12/31/2024) All Counties**

MEADE	0372180 USE OF A MINOR U/16 IN A SEX PERFORMANCE	Charges	0	0	1	0	0	0	0	0	1
		Cases	0	0	1	0	0	0	0	0	1
		County Total	Charges	0	1	8	0	0	0	0	9
			Cases	0	1	1	0	0	0	0	2
	0109900 RAPE, 1ST DEGREE	Charges	0	0	0	1	0	0	0	0	1
		Cases	0	0	0	1	0	0	0	0	1
	0111800 SODOMY, 1ST DEGREE	Charges	0	0	0	1	0	0	0	0	1
		Cases	0	0	0	1	0	0	0	0	1
	0112050 SODOMY, 3RD DEGREE	Charges	0	1	0	0	0	0	0	0	1
		Cases	0	1	0	0	0	0	0	0	1
	0112200 SEXUAL ABUSE, 1ST DEGREE	Charges	0	0	1	0	0	0	0	0	1
		Cases	0	0	1	0	0	0	0	0	1
	0381120 UNLAWFUL TRANSACTION W/MINOR 1ST DEG ILL SEX ACT, U/16	Charges	1	0	0	0	0	0	0	0	1
		Cases	1	0	0	0	0	0	0	0	1
	County Total	Charges	1	1	1	2	0	0	0	0	5
		Cases	1	1	1	1	0	0	0	0	3
MENIFEE	0017090 SEXUAL ABUSE - 3RD DEGREE	Charges	0	0	1	0	0	0	0	0	1
		Cases	0	0	1	0	0	0	0	0	1
	0109940 RAPE, 1ST DEGREE - INCAPABLE OF CONSENT/PHYSICALLY HELPLESS	Charges	0	0	1	0	0	0	0	0	1
		Cases	0	0	1	0	0	0	0	0	1
	0109960 RAPE, 1ST DEGREE, VICTIM U/12 YEARS OF AGE	Charges	0	1	0	0	0	0	0	0	1
		Cases	0	1	0	0	0	0	0	0	1
	0111840 SODOMY, 1ST DEGREE - INCAPABLE OF CONSENT/PHYSICALLY HELPLESS	Charges	0	0	1	0	0	0	0	0	1
		Cases	0	0	1	0	0	0	0	0	1
	0111860 SODOMY, 1ST DEGREE, VICTIM U/12 YEARS OF AGE	Charges	0	1	0	0	0	0	0	0	1
		Cases	0	1	0	0	0	0	0	0	1

Considerations:

* These statistics represent a snapshot in time.

* A case may consist of one or multiple charges. The distinct count on cases counts the case only once.

* Counts of cases do not necessarily represent counts of unique individuals.

Data Source: CourtNet

Query Date: 5/23/2025

Page 85 of 185

**Specified Charges Disposed
(1/1/2024-12/31/2024) All Counties**

	0112200 SEXUAL ABUSE, 1ST DEGREE	Charges	0	1	0	0	0	0	0	0	1
		Cases	0	1	0	0	0	0	0	0	1
	0112210 SEXUAL ABUSE, 1ST DEGREE, VICTIM U/12 YEARS OF AGE	Charges	0	0	3	0	0	0	0	0	3
		Cases	0	0	2	0	0	0	0	0	2
	County Total	Charges	0	3	6	0	0	0	0	0	9
		Cases	0	2	3	0	0	0	0	0	3
MERCER	0111860 SODOMY, 1ST DEGREE, VICTIM U/12 YEARS OF AGE	Charges	0	1	0	0	0	0	0	0	1
		Cases	0	1	0	0	0	0	0	0	1
	0360520 *OBS* INCEST - VICTIM U/12 YOA OR SERIOUS PHYSICAL INJURY	Charges	0	1	0	0	0	0	0	0	1
		Cases	0	1	0	0	0	0	0	0	1
	0381120 UNLAWFUL TRANSACTION W/MINOR 1ST DEG ILL SEX ACT, U/16	Charges	0	0	2	0	0	0	0	0	2
		Cases	0	0	1	0	0	0	0	0	1
	County Total	Charges	0	2	2	0	0	0	0	0	4
		Cases	0	1	1	0	0	0	0	0	1
METCALFE	0017090 SEXUAL ABUSE - 3RD DEGREE	Charges	0	0	2	1	0	0	0	0	3
		Cases	0	0	2	1	0	0	0	0	3
	0109900 RAPE, 1ST DEGREE	Charges	0	0	1	1	0	0	0	0	2
		Cases	0	0	1	1	0	0	0	0	2
	0109960 RAPE, 1ST DEGREE, VICTIM U/12 YEARS OF AGE	Charges	0	1	0	0	0	0	0	0	1
		Cases	0	1	0	0	0	0	0	0	1
	0111620 RAPE-2ND DEGREE-NO FORCE	Charges	0	0	1	0	0	0	0	0	1
		Cases	0	0	1	0	0	0	0	0	1
	0111650 RAPE, 3RD DEGREE	Charges	0	1	0	0	0	0	0	0	1
		Cases	0	1	0	0	0	0	0	0	1
	0111800 SODOMY, 1ST DEGREE	Charges	0	0	0	1	0	0	0	0	1
		Cases	0	0	0	1	0	0	0	0	1

Considerations:

* These statistics represent a snapshot in time.

* A case may consist of one or multiple charges. The distinct count on cases counts the case only once.

* Counts of cases do not necessarily represent counts of unique individuals.

Data Source: CourtNet

Query Date: 5/23/2025

Page 86 of 185

**Specified Charges Disposed
(1/1/2024-12/31/2024) All Counties**

		Cases	0	0	0	1	0	0	0	0	1
		0112050 SODOMY, 3RD DEGREE	Charges	0	0	2	0	0	0	0	2
			Cases	0	0	1	0	0	0	0	1
		0112200 SEXUAL ABUSE, 1ST DEGREE	Charges	0	2	0	0	0	0	0	2
			Cases	0	2	0	0	0	0	0	2
		County Total	Charges	0	4	6	3	0	0	0	13
			Cases	0	4	3	2	0	0	0	6
	MONROE	0111610 RAPE, 2ND DEGREE (MENTALLY INCAPACITATED)	Charges	0	0	1	6	0	0	0	7
			Cases	0	0	1	1	0	0	0	1
		0111800 SODOMY, 1ST DEGREE	Charges	0	0	2	4	0	0	0	6
			Cases	0	0	1	1	0	0	0	1
		0111860 SODOMY, 1ST DEGREE, VICTIM U/12 YEARS OF AGE	Charges	0	0	2	4	0	0	0	6
			Cases	0	0	1	1	0	0	0	1
		0112200 SEXUAL ABUSE, 1ST DEGREE	Charges	0	0	2	4	0	0	0	6
			Cases	0	0	1	1	0	0	0	1
		0112210 SEXUAL ABUSE, 1ST DEGREE, VICTIM U/12 YEARS OF AGE	Charges	0	0	6	11	0	0	0	17
			Cases	0	0	2	1	0	0	0	2
		County Total	Charges	0	0	13	29	0	0	0	42
			Cases	0	0	2	1	0	0	0	2
MONTGOMERY	0109900 RAPE, 1ST DEGREE	Charges	0	1	0	0	0	0	0	0	1
		Cases	0	1	0	0	0	0	0	0	1
	0109920 RAPE, 1ST DEGREE - DOMESTIC VIOLENCE	Charges	0	1	0	0	0	0	0	0	1
		Cases	0	1	0	0	0	0	0	0	1
	0111650 RAPE, 3RD DEGREE	Charges	0	0	3	1	0	0	0	0	4
		Cases	0	0	2	1	0	0	0	0	3
	0111800 SODOMY, 1ST DEGREE	Charges	0	2	0	0	0	0	0	0	2

Considerations:

* These statistics represent a snapshot in time.

* A case may consist of one or multiple charges. The distinct count on cases counts the case only once.

* Counts of cases do not necessarily represent counts of unique individuals.

Data Source: CourtNet

Query Date: 5/23/2025

Page 87 of 185

**Specified Charges Disposed
(1/1/2024-12/31/2024) All Counties**

		Cases	0	1	0	0	0	0	0	0	1
	0111860 SODOMY, 1ST DEGREE, VICTIM U/12 YEARS OF AGE	Charges	0	1	0	0	0	0	0	0	1
		Cases	0	1	0	0	0	0	0	0	1
	0112020 SODOMY-2ND DEGREE	Charges	0	0	1	0	0	0	0	0	1
		Cases	0	0	1	0	0	0	0	0	1
	0112050 SODOMY, 3RD DEGREE	Charges	0	0	1	1	0	0	0	0	2
		Cases	0	0	1	1	0	0	0	0	2
	0112200 SEXUAL ABUSE, 1ST DEGREE	Charges	0	6	0	0	0	0	0	0	6
		Cases	0	1	0	0	0	0	0	0	1
	0112210 SEXUAL ABUSE, 1ST DEGREE, VICTIM U/12 YEARS OF AGE	Charges	0	0	1	1	0	0	0	0	2
		Cases	0	0	1	1	0	0	0	0	2
	0112220 SEXUAL ABUSE, 2ND DEGREE	Charges	0	0	6	0	0	0	0	0	6
		Cases	0	0	1	0	0	0	0	0	1
	0360510 *OBS* INCEST-FORCIBLE COMPULS/INCAPABLE CONSENT OR U/18 YOA	Charges	0	0	1	0	0	0	0	0	1
		Cases	0	0	1	0	0	0	0	0	1
	0360520 *OBS* INCEST - VICTIM U/12 YOA OR SERIOUS PHYSICAL INJURY	Charges	0	1	0	1	0	0	0	0	2
		Cases	0	1	0	1	0	0	0	0	2
	0381100 UNLAWFUL TRANSACTION W/MINOR 1ST DEG ILL SEX ACT, U/18	Charges	0	0	0	2	0	0	0	0	2
		Cases	0	0	0	2	0	0	0	0	2
	County Total	Charges	0	12	13	6	0	0	0	0	31
		Cases	0	5	4	4	0	0	0	0	9
MORGAN	0109900 RAPE, 1ST DEGREE	Charges	0	2	0	0	0	0	0	0	2
		Cases	0	1	0	0	0	0	0	0	1
	0111620 RAPE-2ND DEGREE-NO FORCE	Charges	0	0	1	0	0	0	0	0	1
		Cases	0	0	1	0	0	0	0	0	1
	0111625 COMP RAPE-2ND DEGREE-NO FORCE	Charges	0	0	0	1	0	0	0	0	1
		Cases	0	0	0	1	0	0	0	0	1

Considerations:

* These statistics represent a snapshot in time.

* A case may consist of one or multiple charges. The distinct count on cases counts the case only once.

* Counts of cases do not necessarily represent counts of unique individuals.

Data Source: CourtNet

Query Date: 5/23/2025

Page 88 of 185

**Specified Charges Disposed
(1/1/2024-12/31/2024) All Counties**

	0111650 RAPE, 3RD DEGREE	Charges	0	0	2	0	0	0	0	0	2
		Cases	0	0	2	0	0	0	0	0	2
	0111655 COMP RAPE, 3RD DEGREE	Charges	0	0	0	2	0	0	0	0	2
		Cases	0	0	0	1	0	0	0	0	1
	0112050 SODOMY, 3RD DEGREE	Charges	0	1	1	0	0	0	0	0	2
		Cases	0	1	1	0	0	0	0	0	2
	0112055 COMP SODOMY, 3RD DEGREE	Charges	0	0	0	1	0	0	0	0	1
		Cases	0	0	0	1	0	0	0	0	1
	0112080 SODOMY, 2ND DEGREE (INTELLECTUAL DISABILITY)	Charges	0	0	0	1	0	0	0	0	1
		Cases	0	0	0	1	0	0	0	0	1
	0112200 SEXUAL ABUSE, 1ST DEGREE	Charges	0	0	3	1	0	0	0	0	4
		Cases	0	0	2	1	0	0	0	0	2
	0112201 ATT SEXUAL ABUSE, 1ST DEGREE	Charges	0	0	0	1	0	0	0	0	1
		Cases	0	0	0	1	0	0	0	0	1
	0112205 COMP SEXUAL ABUSE, 1ST DEGREE	Charges	0	1	0	0	0	0	0	0	1
		Cases	0	1	0	0	0	0	0	0	1
	0112220 SEXUAL ABUSE, 2ND DEGREE	Charges	0	0	0	1	0	0	0	0	1
		Cases	0	0	0	1	0	0	0	0	1
	0360500 INCEST	Charges	0	0	0	3	0	0	0	0	3
		Cases	0	0	0	1	0	0	0	0	1
	0360502 SOLC INCEST	Charges	0	0	0	1	0	0	0	0	1
		Cases	0	0	0	1	0	0	0	0	1
	County Total	Charges	0	4	7	12	0	0	0	0	23
		Cases	0	3	4	3	0	0	0	0	6
MUHLENBERG	0109901 ATT RAPE, 1ST DEGREE	Charges	0	0	1	0	0	0	0	0	1
		Cases	0	0	1	0	0	0	0	0	1

Considerations:

* These statistics represent a snapshot in time.

* A case may consist of one or multiple charges. The distinct count on cases counts the case only once.

* Counts of cases do not necessarily represent counts of unique individuals.

Data Source: CourtNet

Query Date: 5/23/2025

Page 89 of 185

**Specified Charges Disposed
(1/1/2024-12/31/2024) All Counties**

	0109960 RAPE, 1ST DEGREE, VICTIM U/12 YEARS OF AGE	Charges	0	1	0	0	0	0	0	0	1
		Cases	0	1	0	0	0	0	0	0	1
	0111650 RAPE, 3RD DEGREE	Charges	0	0	1	0	0	0	0	0	1
		Cases	0	0	1	0	0	0	0	0	1
	0111800 SODOMY, 1ST DEGREE	Charges	0	0	0	2	0	0	0	0	2
		Cases	0	0	0	1	0	0	0	0	1
	0111860 SODOMY, 1ST DEGREE, VICTIM U/12 YEARS OF AGE	Charges	0	1	4	0	0	0	0	0	5
		Cases	0	1	2	0	0	0	0	0	3
	0112050 SODOMY, 3RD DEGREE	Charges	0	0	1	0	0	0	0	0	1
		Cases	0	0	1	0	0	0	0	0	1
	0112090 SODOMY, 3RD DEGREE (DOC, DJJ, DETENTION FACILITY)	Charges	0	0	1	0	0	0	0	0	1
		Cases	0	0	1	0	0	0	0	0	1
	0112200 SEXUAL ABUSE, 1ST DEGREE	Charges	0	0	3	1	0	0	0	0	4
		Cases	0	0	2	1	0	0	0	0	3
	0112210 SEXUAL ABUSE, 1ST DEGREE, VICTIM U/12 YEARS OF AGE	Charges	0	2	4	3	0	0	0	0	9
		Cases	0	1	3	1	0	0	0	0	4
	0372200 USE OF MINOR UNDER 18 IN A SEXUAL PERFORMANCE	Charges	0	0	1	0	0	0	0	0	1
		Cases	0	0	1	0	0	0	0	0	1
	County Total	Charges	0	4	16	6	0	0	0	0	26
		Cases	0	3	9	3	0	0	0	0	11
NELSON	0017100 SEXUAL MISCONDUCT	Charges	0	0	1	0	0	0	0	0	1
		Cases	0	0	1	0	0	0	0	0	1
	0109900 RAPE, 1ST DEGREE	Charges	0	2	0	0	0	0	0	0	2
		Cases	0	2	0	0	0	0	0	0	2
	0109910 RAPE, 1ST DEGREE W/SERIOUS PHYSICAL INJURY	Charges	1	0	0	0	0	0	0	0	1
		Cases	1	0	0	0	0	0	0	0	1

Considerations:

* These statistics represent a snapshot in time.

* A case may consist of one or multiple charges. The distinct count on cases counts the case only once.

* Counts of cases do not necessarily represent counts of unique individuals.

Data Source: CourtNet

Query Date: 5/23/2025

Page 90 of 185

**Specified Charges Disposed
(1/1/2024-12/31/2024) All Counties**

	0109960 RAPE, 1ST DEGREE, VICTIM U/12 YEARS OF AGE	Charges	0	0	2	0	0	0	0	0	2
		Cases	0	0	1	0	0	0	0	0	1
	0111650 RAPE, 3RD DEGREE	Charges	0	0	1	0	0	0	0	1	2
		Cases	0	0	1	0	0	0	0	1	2
	0111800 SODOMY, 1ST DEGREE	Charges	0	0	1	0	0	0	0	0	1
		Cases	0	0	1	0	0	0	0	0	1
	0111860 SODOMY, 1ST DEGREE, VICTIM U/12 YEARS OF AGE	Charges	0	1	3	0	0	0	0	0	4
		Cases	0	1	2	0	0	0	0	0	3
	0112200 SEXUAL ABUSE, 1ST DEGREE	Charges	0	1	2	4	0	0	0	0	7
		Cases	0	1	2	4	0	0	0	0	7
	0112201 ATT SEXUAL ABUSE, 1ST DEGREE	Charges	0	0	1	0	0	0	0	0	1
		Cases	0	0	1	0	0	0	0	0	1
	0112210 SEXUAL ABUSE, 1ST DEGREE, VICTIM U/12 YEARS OF AGE	Charges	0	2	8	1	0	0	0	0	11
		Cases	0	2	3	1	0	0	0	0	6
	0360520 *OBS* INCEST - VICTIM U/12 YOA OR SERIOUS PHYSICAL INJURY	Charges	0	0	5	0	0	0	0	0	5
		Cases	0	0	2	0	0	0	0	0	2
	County Total	Charges	1	6	24	5	0	0	0	1	37
		Cases	1	6	9	5	0	0	0	1	17
NICHOLAS	0111650 RAPE, 3RD DEGREE	Charges	0	3	0	0	0	0	0	0	3
		Cases	0	1	0	0	0	0	0	0	1
	0112210 SEXUAL ABUSE, 1ST DEGREE, VICTIM U/12 YEARS OF AGE	Charges	0	0	1	1	0	0	0	0	2
		Cases	0	0	1	1	0	0	0	0	1
	County Total	Charges	0	3	1	1	0	0	0	0	5
		Cases	0	1	1	1	0	0	0	0	2
OHIO	0109900 RAPE, 1ST DEGREE	Charges	0	2	0	3	0	1	0	0	6
		Cases	0	2	0	2	0	1	0	0	4

Considerations:

* These statistics represent a snapshot in time.

* A case may consist of one or multiple charges. The distinct count on cases counts the case only once.

* Counts of cases do not necessarily represent counts of unique individuals.

Data Source: CourtNet

Query Date: 5/23/2025

Page 91 of 185

**Specified Charges Disposed
(1/1/2024-12/31/2024) All Counties**

0111650 RAPE, 3RD DEGREE	Charges	0	0	0	1	0	0	0	0	1
	Cases	0	0	0	1	0	0	0	0	1
0111680 RAPE, 2ND DEGREE (INTELLECTUAL DISABILITY)	Charges	0	1	0	0	0	0	0	0	1
	Cases	0	1	0	0	0	0	0	0	1
0111800 SODOMY, 1ST DEGREE	Charges	0	0	0	3	0	0	0	0	3
	Cases	0	0	0	1	0	0	0	0	1
0112050 SODOMY, 3RD DEGREE	Charges	0	0	0	1	0	0	0	0	1
	Cases	0	0	0	1	0	0	0	0	1
0112080 SODOMY, 2ND DEGREE (INTELLECTUAL DISABILITY)	Charges	0	1	0	0	0	0	0	0	1
	Cases	0	1	0	0	0	0	0	0	1
0112200 SEXUAL ABUSE, 1ST DEGREE	Charges	0	5	0	7	0	2	0	0	14
	Cases	0	2	0	3	0	1	0	0	4
0112210 SEXUAL ABUSE, 1ST DEGREE, VICTIM U/12 YEARS OF AGE	Charges	0	1	0	1	0	2	0	0	4
	Cases	0	1	0	1	0	1	0	0	2
0112215 COMP SEXUAL ABUSE, 1ST DEGREE, VICTIM U/12 YEARS OF AGE	Charges	0	0	0	0	1	0	0	0	1
	Cases	0	0	0	0	1	0	0	0	1
0360510 *OBS* INCEST-FORCIBLE COMPULS/INCAPABLE CONSENT OR U/18 YOA	Charges	0	0	0	5	0	0	0	0	5
	Cases	0	0	0	1	0	0	0	0	1
0372180 USE OF A MINOR U/16 IN A SEX PERFORMANCE	Charges	0	0	0	3	0	0	0	0	3
	Cases	0	0	0	1	0	0	0	0	1
0381120 UNLAWFUL TRANSACTION W/MINOR 1ST DEG ILL SEX ACT, U/16	Charges	0	0	2	8	0	0	0	0	10
	Cases	0	0	1	1	0	0	0	0	2
County Total	Charges	0	10	2	32	1	5	0	0	50
	Cases	0	6	1	5	1	2	0	0	10
OLDHAM	0017100 SEXUAL MISCONDUCT	Charges	0	0	2	0	0	0	0	2
		Cases	0	0	2	0	0	0	0	2

Considerations:

* These statistics represent a snapshot in time.

* A case may consist of one or multiple charges. The distinct count on cases counts the case only once.

* Counts of cases do not necessarily represent counts of unique individuals.

Data Source: CourtNet

Query Date: 5/23/2025

Page 92 of 185

**Specified Charges Disposed
(1/1/2024-12/31/2024) All Counties**

0109900 RAPE, 1ST DEGREE	Charges	0	1	0	2	0	0	0	0	3
	Cases	0	1	0	2	0	0	0	0	3
0109940 RAPE, 1ST DEGREE - INCAPABLE OF CONSENT/PHYSICALLY HELPLESS	Charges	0	1	0	0	0	0	0	0	1
	Cases	0	1	0	0	0	0	0	0	1
0109960 RAPE, 1ST DEGREE, VICTIM U/12 YEARS OF AGE	Charges	0	1	0	0	0	0	0	0	1
	Cases	0	1	0	0	0	0	0	0	1
0111650 RAPE, 3RD DEGREE	Charges	0	0	0	3	0	0	0	0	3
	Cases	0	0	0	1	0	0	0	0	1
0111655 COMP RAPE, 3RD DEGREE	Charges	0	0	0	1	0	0	0	0	1
	Cases	0	0	0	1	0	0	0	0	1
0111800 SODOMY, 1ST DEGREE	Charges	0	4	0	0	0	0	0	0	4
	Cases	0	3	0	0	0	0	0	0	3
0111860 SODOMY, 1ST DEGREE, VICTIM U/12 YEARS OF AGE	Charges	0	1	0	0	0	0	0	0	1
	Cases	0	1	0	0	0	0	0	0	1
0112050 SODOMY, 3RD DEGREE	Charges	0	4	0	8	0	0	0	0	12
	Cases	0	2	0	2	0	0	0	0	3
0112200 SEXUAL ABUSE, 1ST DEGREE	Charges	0	1	0	3	0	0	0	0	4
	Cases	0	1	0	1	0	0	0	0	2
0112210 SEXUAL ABUSE, 1ST DEGREE, VICTIM U/12 YEARS OF AGE	Charges	0	0	2	0	0	0	0	0	2
	Cases	0	0	1	0	0	0	0	0	1
0112220 SEXUAL ABUSE, 2ND DEGREE	Charges	0	0	1	0	0	0	0	0	1
	Cases	0	0	1	0	0	0	0	0	1
0360520 *OBS* INCEST - VICTIM U/12 YOA OR SERIOUS PHYSICAL INJURY	Charges	0	0	0	1	0	0	0	0	1
	Cases	0	0	0	1	0	0	0	0	1
0372200 USE OF MINOR UNDER 18 IN A SEXUAL PERFORMANCE	Charges	0	0	0	6	0	0	0	0	6
	Cases	0	0	0	1	0	0	0	0	1

Considerations:

* These statistics represent a snapshot in time.

* A case may consist of one or multiple charges. The distinct count on cases counts the case only once.

* Counts of cases do not necessarily represent counts of unique individuals.

Data Source: CourtNet

Query Date: 5/23/2025

Page 93 of 185

**Specified Charges Disposed
(1/1/2024-12/31/2024) All Counties**

	0381100 UNLAWFUL TRANSACTION W/MINOR 1ST DEG ILL SEX ACT, U/18	Charges	0	0	0	11	0	0	0	0	11
		Cases	0	0	0	2	0	0	0	0	2
		County Total									
		Charges	0	13	5	35	0	0	0	0	53
OWSLEY	0112200 SEXUAL ABUSE, 1ST DEGREE	Cases	0	7	4	5	0	0	0	0	9
		Charges	0	3	0	0	0	0	0	0	3
		Cases	0	1	0	0	0	0	0	0	1
		County Total									
PENDLETON	0017090 SEXUAL ABUSE - 3RD DEGREE	Charges	0	0	1	0	0	0	0	0	1
		Cases	0	0	1	0	0	0	0	0	1
	0109900 RAPE, 1ST DEGREE	Charges	0	0	0	2	0	0	0	0	2
		Cases	0	0	0	1	0	0	0	0	1
	0109960 RAPE, 1ST DEGREE, VICTIM U/12 YEARS OF AGE	Charges	0	1	0	1	0	0	0	0	2
		Cases	0	1	0	1	0	0	0	0	2
	0111620 RAPE-2ND DEGREE-NO FORCE	Charges	0	0	0	1	0	0	0	0	1
		Cases	0	0	0	1	0	0	0	0	1
	0111800 SODOMY, 1ST DEGREE	Charges	0	0	0	1	0	0	0	0	1
		Cases	0	0	0	1	0	0	0	0	1
	0111860 SODOMY, 1ST DEGREE, VICTIM U/12 YEARS OF AGE	Charges	0	3	0	1	0	0	0	0	4
		Cases	0	2	0	1	0	0	0	0	3
	0111861 ATT SODOMY, 1ST DEGREE, VICTIM U/12 YEARS OF AGE	Charges	0	0	2	0	0	0	0	0	2
		Cases	0	0	1	0	0	0	0	0	1
	0112020 SODOMY-2ND DEGREE	Charges	0	0	1	0	0	0	0	0	1
		Cases	0	0	1	0	0	0	0	0	1
	0112200 SEXUAL ABUSE, 1ST DEGREE	Charges	0	0	1	0	0	0	0	0	1
		Cases	0	0	1	0	0	0	0	0	1

Considerations:

* These statistics represent a snapshot in time.

* A case may consist of one or multiple charges. The distinct count on cases counts the case only once.

* Counts of cases do not necessarily represent counts of unique individuals.

Data Source: CourtNet

Query Date: 5/23/2025

Page 94 of 185

**Specified Charges Disposed
(1/1/2024-12/31/2024) All Counties**

		0112210 SEXUAL ABUSE, 1ST DEGREE, VICTIM U/12 YEARS OF AGE	Charges	0	2	6	1	0	0	0	0	9
			Cases	0	2	2	1	0	0	0	0	4
		0112220 SEXUAL ABUSE, 2ND DEGREE	Charges	0	0	2	0	0	0	0	0	2
			Cases	0	0	1	0	0	0	0	0	1
		0360500 INCEST	Charges	0	0	2	2	0	0	0	0	4
			Cases	0	0	1	1	0	0	0	0	2
		0360510 *OBS* INCEST-FORCIBLE COMPULS/INCAPABLE CONSENT OR U/18 YOA	Charges	0	1	1	1	0	0	0	0	3
			Cases	0	1	1	1	0	0	0	0	1
		0360520 *OBS* INCEST - VICTIM U/12 YOA OR SERIOUS PHYSICAL INJURY	Charges	0	0	0	2	0	0	0	0	2
			Cases	0	0	0	1	0	0	0	0	1
		0372180 USE OF A MINOR U/16 IN A SEX PERFORMANCE	Charges	0	0	0	1	0	0	0	0	1
			Cases	0	0	0	1	0	0	0	0	1
		County Total	Charges	0	7	16	13	0	0	0	0	36
			Cases	0	4	6	6	0	0	0	0	8
PERRY	0109900 RAPE, 1ST DEGREE	Charges	0	0	1	0	0	0	0	0	0	1
		Cases	0	0	1	0	0	0	0	0	0	1
	0109960 RAPE, 1ST DEGREE, VICTIM U/12 YEARS OF AGE	Charges	0	0	0	1	0	0	0	0	0	1
		Cases	0	0	0	1	0	0	0	0	0	1
	0111620 RAPE-2ND DEGREE-NO FORCE	Charges	0	0	1	3	0	0	0	0	0	4
		Cases	0	0	1	2	0	0	0	0	0	2
	0112200 SEXUAL ABUSE, 1ST DEGREE	Charges	0	5	0	0	0	0	0	0	0	5
		Cases	0	3	0	0	0	0	0	0	0	3
	0112210 SEXUAL ABUSE, 1ST DEGREE, VICTIM U/12 YEARS OF AGE	Charges	0	1	3	0	0	0	0	0	0	4
		Cases	0	1	2	0	0	0	0	0	0	3
	0360500 INCEST	Charges	0	0	1	2	0	0	0	0	0	3
		Cases	0	0	1	1	0	0	0	0	0	1

Considerations:

* These statistics represent a snapshot in time.

* A case may consist of one or multiple charges. The distinct count on cases counts the case only once.

* Counts of cases do not necessarily represent counts of unique individuals.

Data Source: CourtNet

Query Date: 5/23/2025

Page 95 of 185

**Specified Charges Disposed
(1/1/2024-12/31/2024) All Counties**

		County Total	Charges									
				0	6	6	6	0	0	0	0	18
PIKE		0109960 RAPE, 1ST DEGREE, VICTIM U/12 YEARS OF AGE	Cases	0	4	4	3	0	0	0	0	8
			Charges	0	0	0	1	0	0	0	0	1
		0111650 RAPE, 3RD DEGREE	Cases	0	0	0	1	0	0	0	0	1
			Charges	0	2	0	0	0	0	0	0	2
		0112050 SODOMY, 3RD DEGREE	Cases	0	2	0	0	0	0	0	0	2
			Charges	0	0	0	1	0	0	0	0	1
		0112200 SEXUAL ABUSE, 1ST DEGREE	Cases	0	0	0	1	0	0	0	0	1
			Charges	0	5	0	2	0	0	0	0	7
		0112210 SEXUAL ABUSE, 1ST DEGREE, VICTIM U/12 YEARS OF AGE	Cases	0	3	0	2	0	0	0	0	5
			Charges	0	0	0	1	0	0	0	0	1
		County Total	Cases	0	0	0	1	0	0	0	0	1
			Charges	0	7	0	5	0	0	0	0	12
			Cases	0	5	0	4	0	0	0	0	8
			Charges	0	5	0	4	0	0	0	0	8
POWELL		0109900 RAPE, 1ST DEGREE	Cases	0	0	1	0	0	0	0	0	1
			Charges	0	0	1	0	0	0	0	0	1
		0111680 RAPE, 2ND DEGREE (INTELLECTUAL DISABILITY)	Cases	0	0	3	0	0	0	0	0	3
			Charges	0	0	1	0	0	0	0	0	1
		0111800 SODOMY, 1ST DEGREE	Cases	0	0	1	0	0	0	0	0	1
			Charges	0	0	1	0	0	0	0	0	1
		0112200 SEXUAL ABUSE, 1ST DEGREE	Cases	0	0	0	2	0	0	0	0	2
			Charges	0	0	0	2	0	0	0	0	2
		0112210 SEXUAL ABUSE, 1ST DEGREE, VICTIM U/12 YEARS OF AGE	Cases	0	1	0	0	0	0	0	0	1
			Charges	0	1	0	0	0	0	0	0	1
		0360500 INCEST	Cases	0	0	3	1	0	0	0	0	4
			Charges	0	0	1	1	0	0	0	0	2

Considerations:

* These statistics represent a snapshot in time.

* A case may consist of one or multiple charges. The distinct count on cases counts the case only once.

* Counts of cases do not necessarily represent counts of unique individuals.

Data Source: CourtNet

Query Date: 5/23/2025

Page 96 of 185

**Specified Charges Disposed
(1/1/2024-12/31/2024) All Counties**

PULASKI	0360510 *OBS* INCEST-FORCIBLE COMPULS/INCAPABLE CONSENT OR U/18 YOA	Charges	0	0	1	0	0	0	0	0	1
		Cases	0	0	1	0	0	0	0	0	1
	County Total	Charges	0	1	9	3	0	0	0	0	13
		Cases	0	1	2	3	0	0	0	0	6
	0109900 RAPE, 1ST DEGREE	Charges	0	0	1	3	0	0	0	0	4
		Cases	0	0	1	3	0	0	0	0	4
	0109960 RAPE, 1ST DEGREE, VICTIM U/12 YEARS OF AGE	Charges	0	2	0	0	0	0	0	0	2
		Cases	0	2	0	0	0	0	0	0	2
	0109961 ATT RAPE, 1ST DEGREE, VICTIM U/12 YEARS OF AGE	Charges	0	0	1	0	0	0	0	0	1
		Cases	0	0	1	0	0	0	0	0	1
	0111620 RAPE-2ND DEGREE-NO FORCE	Charges	0	0	0	5	0	0	0	0	5
		Cases	0	0	0	1	0	0	0	0	1
	0111650 RAPE, 3RD DEGREE	Charges	0	0	1	0	0	0	0	0	1
		Cases	0	0	1	0	0	0	0	0	1
	0111800 SODOMY, 1ST DEGREE	Charges	0	0	0	1	0	0	0	0	1
		Cases	0	0	0	1	0	0	0	0	1
	0111860 SODOMY, 1ST DEGREE, VICTIM U/12 YEARS OF AGE	Charges	0	0	0	1	0	0	0	0	1
		Cases	0	0	0	1	0	0	0	0	1
	0112020 SODOMY-2ND DEGREE	Charges	0	0	0	1	0	0	0	0	1
		Cases	0	0	0	1	0	0	0	0	1
	0112200 SEXUAL ABUSE, 1ST DEGREE	Charges	0	0	1	0	0	0	0	0	1
		Cases	0	0	1	0	0	0	0	0	1
	0112210 SEXUAL ABUSE, 1ST DEGREE, VICTIM U/12 YEARS OF AGE	Charges	0	0	1	1	0	0	0	0	2
		Cases	0	0	1	1	0	0	0	0	2
	0360520 *OBS* INCEST - VICTIM U/12 YOA OR SERIOUS PHYSICAL INJURY	Charges	0	0	0	1	0	0	0	0	1
		Cases	0	0	0	1	0	0	0	0	1

Considerations:

* These statistics represent a snapshot in time.

* A case may consist of one or multiple charges. The distinct count on cases counts the case only once.

* Counts of cases do not necessarily represent counts of unique individuals.

Data Source: CourtNet

Query Date: 5/23/2025

Page 97 of 185

**Specified Charges Disposed
(1/1/2024-12/31/2024) All Counties**

		County Total	Charges									
				0	2	5	13	0	0	0	0	20
ROCKCASTLE	0111650 RAPE, 3RD DEGREE		Cases	0	2	5	7	0	0	0	0	10
			Charges	0	0	0	1	0	0	0	0	1
	0112050 SODOMY, 3RD DEGREE		Cases	0	0	0	1	0	0	0	0	1
			Charges	0	0	0	1	0	0	0	0	1
		County Total	Cases	0	0	0	1	0	0	0	0	1
			Charges	0	0	0	2	0	0	0	0	2
			Cases	0	0	0	1	0	0	0	0	1
			Charges	0	0	1	0	0	0	0	0	1
	0111620 RAPE-2ND DEGREE-NO FORCE		Cases	0	0	1	0	0	0	0	0	1
			Charges	0	0	2	0	0	0	0	0	2
ROWAN	0109900 RAPE, 1ST DEGREE		Cases	0	0	1	0	0	0	0	0	1
			Charges	0	0	1	0	0	0	0	0	1
	0111650 RAPE, 3RD DEGREE		Cases	0	1	10	0	0	0	0	0	11
			Charges	0	1	1	0	0	0	0	0	2
	0111800 SODOMY, 1ST DEGREE		Cases	0	0	1	0	0	0	0	0	1
			Charges	0	0	1	0	0	0	0	0	1
	0111860 SODOMY, 1ST DEGREE, VICTIM U/12 YEARS OF AGE		Cases	0	0	1	0	0	0	0	0	1
			Charges	0	0	1	0	0	0	0	0	1
	0112020 SODOMY-2ND DEGREE		Cases	0	0	2	0	0	0	0	0	2
			Charges	0	0	1	0	0	0	0	0	1
	0112050 SODOMY, 3RD DEGREE		Cases	0	0	11	0	0	0	0	0	11
			Charges	0	0	1	0	0	0	0	0	1
	0112200 SEXUAL ABUSE, 1ST DEGREE		Cases	0	1	2	2	0	0	0	0	5
			Charges	0	1	2	2	0	0	0	0	5
	0112210 SEXUAL ABUSE, 1ST DEGREE, VICTIM U/12 YEARS OF AGE		Cases	0	0	3	0	0	0	0	0	3
			Charges	0	0	2	0	0	0	0	0	2

Considerations:

* These statistics represent a snapshot in time.

* A case may consist of one or multiple charges. The distinct count on cases counts the case only once.

* Counts of cases do not necessarily represent counts of unique individuals.

Data Source: CourtNet

Query Date: 5/23/2025

Page 98 of 185

**Specified Charges Disposed
(1/1/2024-12/31/2024) All Counties**

	County Total	Charges	0	2	33	2	0	0	0	0	37
		Cases	0	2	6	2	0	0	0	0	10
RUSSELL	0109960 RAPE, 1ST DEGREE, VICTIM U/12 YEARS OF AGE	Charges	0	0	1	0	0	0	0	0	1
		Cases	0	0	1	0	0	0	0	0	1
	0109965 COMP RAPE, 1ST DEGREE, VICTIM U/12 YEARS OF AGE	Charges	0	1	0	0	0	0	0	0	1
		Cases	0	1	0	0	0	0	0	0	1
	0111860 SODOMY, 1ST DEGREE, VICTIM U/12 YEARS OF AGE	Charges	0	0	1	0	0	0	0	0	1
		Cases	0	0	1	0	0	0	0	0	1
	0111865 COMP SODOMY, 1ST DEGREE, VICTIM U/12 YEARS OF AGE	Charges	0	0	0	1	0	0	0	0	1
		Cases	0	0	0	1	0	0	0	0	1
	0112200 SEXUAL ABUSE, 1ST DEGREE	Charges	0	0	0	2	0	0	0	0	2
		Cases	0	0	0	1	0	0	0	0	1
	0112210 SEXUAL ABUSE, 1ST DEGREE, VICTIM U/12 YEARS OF AGE	Charges	0	1	0	3	0	0	0	0	4
		Cases	0	1	0	1	0	0	0	0	1
	0372180 USE OF A MINOR U/16 IN A SEX PERFORMANCE	Charges	0	0	0	6	0	0	0	0	6
		Cases	0	0	0	2	0	0	0	0	2
	County Total	Charges	0	2	2	12	0	0	0	0	16
		Cases	0	1	1	3	0	0	0	0	3
SCOTT	0111650 RAPE, 3RD DEGREE	Charges	0	1	1	0	0	0	0	0	2
		Cases	0	1	1	0	0	0	0	0	2
	0112050 SODOMY, 3RD DEGREE	Charges	0	0	1	0	0	0	0	0	1
		Cases	0	0	1	0	0	0	0	0	1
	0112200 SEXUAL ABUSE, 1ST DEGREE	Charges	0	0	2	0	0	0	0	0	2
		Cases	0	0	1	0	0	0	0	0	1
	0112210 SEXUAL ABUSE, 1ST DEGREE, VICTIM U/12 YEARS OF AGE	Charges	0	0	1	0	0	0	0	0	1
		Cases	0	0	1	0	0	0	0	0	1

Considerations:

* These statistics represent a snapshot in time.

* A case may consist of one or multiple charges. The distinct count on cases counts the case only once.

* Counts of cases do not necessarily represent counts of unique individuals.

Data Source: CourtNet

Query Date: 5/23/2025

Page 99 of 185

**Specified Charges Disposed
(1/1/2024-12/31/2024) All Counties**

	0112220 SEXUAL ABUSE, 2ND DEGREE	Charges	0	0	1	0	0	0	0	0	1
		Cases	0	0	1	0	0	0	0	0	1
	0381100 UNLAWFUL TRANSACTION W/MINOR 1ST DEG ILL SEX ACT, U/18	Charges	0	0	1	0	0	0	0	0	1
		Cases	0	0	1	0	0	0	0	0	1
	County Total	Charges	0	1	7	0	0	0	0	0	8
		Cases	0	1	3	0	0	0	0	0	3
SHELBY	0109960 RAPE, 1ST DEGREE, VICTIM U/12 YEARS OF AGE	Charges	0	2	0	0	0	0	0	0	2
		Cases	0	1	0	0	0	0	0	0	1
	0109961 ATT RAPE, 1ST DEGREE, VICTIM U/12 YEARS OF AGE	Charges	0	0	1	0	0	0	0	0	1
		Cases	0	0	1	0	0	0	0	0	1
	0111650 RAPE, 3RD DEGREE	Charges	0	0	0	0	0	3	0	0	3
		Cases	0	0	0	0	0	1	0	0	1
	0111860 SODOMY, 1ST DEGREE, VICTIM U/12 YEARS OF AGE	Charges	0	1	0	0	0	0	0	0	1
		Cases	0	1	0	0	0	0	0	0	1
	0112050 SODOMY, 3RD DEGREE	Charges	0	2	0	0	0	0	0	0	2
		Cases	0	1	0	0	0	0	0	0	1
	0112090 SODOMY, 3RD DEGREE (DOC, DJJ, DETENTION FACILITY)	Charges	0	1	0	0	0	0	0	0	1
		Cases	0	1	0	0	0	0	0	0	1
	0112200 SEXUAL ABUSE, 1ST DEGREE	Charges	0	0	0	1	0	0	0	0	1
		Cases	0	0	0	1	0	0	0	0	1
	0112210 SEXUAL ABUSE, 1ST DEGREE, VICTIM U/12 YEARS OF AGE	Charges	0	2	3	0	0	0	0	0	5
		Cases	0	1	1	0	0	0	0	0	2
	0112220 SEXUAL ABUSE, 2ND DEGREE	Charges	0	1	0	0	0	0	0	0	1
		Cases	0	1	0	0	0	0	0	0	1
	0381120 UNLAWFUL TRANSACTION W/MINOR 1ST DEG ILL SEX ACT, U/16	Charges	0	0	0	0	0	3	0	0	3
		Cases	0	0	0	0	0	1	0	0	1

Considerations:

* These statistics represent a snapshot in time.

* A case may consist of one or multiple charges. The distinct count on cases counts the case only once.

* Counts of cases do not necessarily represent counts of unique individuals.

Data Source: CourtNet

Query Date: 5/23/2025

Page 100 of 185

**Specified Charges Disposed
(1/1/2024-12/31/2024) All Counties**

		County Total	Charges								
				0	9	4	1	0	6	0	20
			Cases	0	4	1	1	0	1	0	6
SIMPSON	0017090 SEXUAL ABUSE - 3RD DEGREE		Charges	0	0	2	0	0	0	0	2
			Cases	0	0	1	0	0	0	0	1
	0109900 RAPE, 1ST DEGREE		Charges	0	0	0	1	0	0	0	1
			Cases	0	0	0	1	0	0	0	1
	0109920 RAPE, 1ST DEGREE - DOMESTIC VIOLENCE		Charges	0	2	0	4	0	0	0	6
			Cases	0	1	0	1	0	0	0	1
	0109960 RAPE, 1ST DEGREE, VICTIM U/12 YEARS OF AGE		Charges	0	1	0	0	0	0	0	1
			Cases	0	1	0	0	0	0	0	1
	0109961 ATT RAPE, 1ST DEGREE, VICTIM U/12 YEARS OF AGE		Charges	0	1	0	0	0	0	0	1
			Cases	0	1	0	0	0	0	0	1
	0111620 RAPE-2ND DEGREE-NO FORCE		Charges	0	0	0	1	0	0	0	1
			Cases	0	0	0	1	0	0	0	1
	0111621 ATT RAPE-2ND DEGREE-NO FORCE		Charges	0	0	1	0	0	0	0	1
			Cases	0	0	1	0	0	0	0	1
	0111650 RAPE, 3RD DEGREE		Charges	0	0	1	3	0	0	0	4
			Cases	0	0	1	1	0	0	0	1
	0111800 SODOMY, 1ST DEGREE		Charges	0	0	0	1	0	0	0	1
			Cases	0	0	0	1	0	0	0	1
	0111860 SODOMY, 1ST DEGREE, VICTIM U/12 YEARS OF AGE		Charges	0	1	0	0	0	0	0	1
			Cases	0	1	0	0	0	0	0	1
	0112020 SODOMY-2ND DEGREE		Charges	0	0	2	0	0	0	0	2
			Cases	0	0	2	0	0	0	0	2
	0112050 SODOMY, 3RD DEGREE		Charges	0	0	1	1	0	0	0	2

Considerations:

* These statistics represent a snapshot in time.

* A case may consist of one or multiple charges. The distinct count on cases counts the case only once.

* Counts of cases do not necessarily represent counts of unique individuals.

Data Source: CourtNet

Query Date: 5/23/2025

Page 101 of 185

**Specified Charges Disposed
(1/1/2024-12/31/2024) All Counties**

		Cases	0	0	1	1	0	0	0	0	1
		0112200 SEXUAL ABUSE, 1ST DEGREE	Charges	0	2	6	6	0	0	0	14
			Cases	0	2	4	1	0	0	0	6
		0112210 SEXUAL ABUSE, 1ST DEGREE, VICTIM U/12 YEARS OF AGE	Charges	0	3	2	0	0	0	0	5
			Cases	0	2	1	0	0	0	0	3
		0360500 INCEST	Charges	0	1	0	5	0	0	0	6
			Cases	0	1	0	1	0	0	0	1
		0360560 INCEST - PERSON LESS THAN 18 BY PERSON 3 OR MORE YRS OLDER	Charges	0	0	1	5	0	0	0	6
			Cases	0	0	1	1	0	0	0	1
		0372180 USE OF A MINOR U/16 IN A SEX PERFORMANCE	Charges	0	0	0	1	0	0	0	1
			Cases	0	0	0	1	0	0	0	1
		0381120 UNLAWFUL TRANSACTION W/MINOR 1ST DEG ILL SEX ACT, U/16	Charges	0	0	2	7	0	0	0	9
			Cases	0	0	2	2	0	0	0	3
		County Total	Charges	0	11	18	35	0	0	0	64
			Cases	0	6	8	5	0	0	0	11
SPENCER	0111620 RAPE-2ND DEGREE-NO FORCE	Charges	0	1	0	0	0	0	0	0	1
		Cases	0	1	0	0	0	0	0	0	1
	0111650 RAPE, 3RD DEGREE	Charges	0	0	1	2	0	0	0	0	3
		Cases	0	0	1	1	0	0	0	0	1
	0112020 SODOMY-2ND DEGREE	Charges	0	1	0	0	0	0	0	0	1
		Cases	0	1	0	0	0	0	0	0	1
	0112200 SEXUAL ABUSE, 1ST DEGREE	Charges	0	0	0	1	0	0	0	0	1
		Cases	0	0	0	1	0	0	0	0	1
	0112210 SEXUAL ABUSE, 1ST DEGREE, VICTIM U/12 YEARS OF AGE	Charges	0	1	0	40	0	0	0	0	41
		Cases	0	1	0	1	0	0	0	0	2
	0112220 SEXUAL ABUSE, 2ND DEGREE	Charges	0	0	1	0	0	0	0	0	1
		Cases	0	0	1	0	0	0	0	0	1

Considerations:

* These statistics represent a snapshot in time.

* A case may consist of one or multiple charges. The distinct count on cases counts the case only once.

* Counts of cases do not necessarily represent counts of unique individuals.

Data Source: CourtNet

Query Date: 5/23/2025

Page 102 of 185

**Specified Charges Disposed
(1/1/2024-12/31/2024) All Counties**

TAYLOR	0112260 SEX ABUSE, 2ND DEGREE (DOC, DJJ, DETENTION FACILITY)	Charges	0	0	2	0	0	0	0	0	2
		Cases	0	0	1	0	0	0	0	0	1
	0372180 USE OF A MINOR U/16 IN A SEX PERFORMANCE	Charges	0	0	1	0	0	0	0	0	1
		Cases	0	0	1	0	0	0	0	0	1
	0381120 UNLAWFUL TRANSACTION W/MINOR 1ST DEG ILL SEX ACT, U/16	Charges	0	0	1	0	0	0	0	0	1
		Cases	0	0	1	0	0	0	0	0	1
	County Total	Charges	0	3	6	43	0	0	0	0	52
		Cases	0	2	3	2	0	0	0	0	4
	0017100 SEXUAL MISCONDUCT	Charges	1	0	0	0	0	0	0	0	1
		Cases	1	0	0	0	0	0	0	0	1
	0109900 RAPE, 1ST DEGREE	Charges	0	1	2	0	0	0	0	0	3
		Cases	0	1	1	0	0	0	0	0	2
	0109901 ATT RAPE, 1ST DEGREE	Charges	0	1	0	0	0	0	0	0	1
		Cases	0	1	0	0	0	0	0	0	1
	0109960 RAPE, 1ST DEGREE, VICTIM U/12 YEARS OF AGE	Charges	0	0	0	1	0	0	0	0	1
		Cases	0	0	0	1	0	0	0	0	1
	0111650 RAPE, 3RD DEGREE	Charges	0	0	1	1	0	0	0	0	2
		Cases	0	0	1	1	0	0	0	0	1
	0111800 SODOMY, 1ST DEGREE	Charges	4	1	6	0	0	0	0	0	11
		Cases	1	1	2	0	0	0	0	0	3
	0111860 SODOMY, 1ST DEGREE, VICTIM U/12 YEARS OF AGE	Charges	12	5	0	1	0	0	0	0	18
		Cases	1	3	0	1	0	0	0	0	4
	0112050 SODOMY, 3RD DEGREE	Charges	0	0	1	2	0	0	0	0	3
		Cases	0	0	1	1	0	0	0	0	1
	0112200 SEXUAL ABUSE, 1ST DEGREE	Charges	0	1	5	16	0	0	0	0	22
		Cases	0	1	2	2	0	0	0	0	4

Considerations:

* These statistics represent a snapshot in time.

* A case may consist of one or multiple charges. The distinct count on cases counts the case only once.

* Counts of cases do not necessarily represent counts of unique individuals.

Data Source: CourtNet

Query Date: 5/23/2025

Page 103 of 185

**Specified Charges Disposed
(1/1/2024-12/31/2024) All Counties**

TODD	0112210 SEXUAL ABUSE, 1ST DEGREE, VICTIM U/12 YEARS OF AGE	Charges	1	0	2	4	0	0	0	0	7
		Cases	1	0	2	1	0	0	0	0	4
	0112220 SEXUAL ABUSE, 2ND DEGREE	Charges	0	0	1	0	0	0	0	0	1
		Cases	0	0	1	0	0	0	0	0	1
	0360510 *OBS* INCEST-FORCIBLE COMPULS/INCAPABLE CONSENT OR U/18 YOA	Charges	0	0	2	0	0	0	0	0	2
		Cases	0	0	2	0	0	0	0	0	2
	0360520 *OBS* INCEST - VICTIM U/12 YOA OR SERIOUS PHYSICAL INJURY	Charges	0	1	0	0	0	0	0	0	1
		Cases	0	1	0	0	0	0	0	0	1
	0381120 UNLAWFUL TRANSACTION W/MINOR 1ST DEG ILL SEX ACT, U/16	Charges	0	0	2	17	0	0	0	0	19
		Cases	0	0	2	2	0	0	0	0	2
	County Total	Charges	18	10	22	42	0	0	0	0	92
		Cases	1	7	7	4	0	0	0	0	12
	0017100 SEXUAL MISCONDUCT	Charges	0	0	1	0	0	0	0	0	1
		Cases	0	0	1	0	0	0	0	0	1
	0111800 SODOMY, 1ST DEGREE	Charges	0	0	0	1	0	0	0	0	1
		Cases	0	0	0	1	0	0	0	0	1
	0111860 SODOMY, 1ST DEGREE, VICTIM U/12 YEARS OF AGE	Charges	0	0	0	1	0	0	0	0	1
		Cases	0	0	0	1	0	0	0	0	1
	0112090 SODOMY, 3RD DEGREE (DOC, DJJ, DETENTION FACILITY)	Charges	0	0	1	0	0	0	0	0	1
		Cases	0	0	1	0	0	0	0	0	1
	0112200 SEXUAL ABUSE, 1ST DEGREE	Charges	0	1	0	0	0	0	0	0	1
		Cases	0	1	0	0	0	0	0	0	1
	0112210 SEXUAL ABUSE, 1ST DEGREE, VICTIM U/12 YEARS OF AGE	Charges	0	0	0	1	0	0	0	0	1
		Cases	0	0	0	1	0	0	0	0	1
	0112220 SEXUAL ABUSE, 2ND DEGREE	Charges	0	0	0	1	0	0	0	0	1
		Cases	0	0	0	1	0	0	0	0	1

Considerations:

* These statistics represent a snapshot in time.

* A case may consist of one or multiple charges. The distinct count on cases counts the case only once.

* Counts of cases do not necessarily represent counts of unique individuals.

Data Source: CourtNet

Query Date: 5/23/2025

Page 104 of 185

**Specified Charges Disposed
(1/1/2024-12/31/2024) All Counties**

		County Total	Charges								
				0	1	2	4	0	0	0	7
TRIGG	0109900 RAPE, 1ST DEGREE	County Total	Cases	0	1	2	2	0	0	0	3
			Charges	0	1	0	0	0	0	0	1
		County Total	Cases	0	1	0	0	0	0	0	1
			Charges	0	1	0	0	0	0	0	1
	0112200 SEXUAL ABUSE, 1ST DEGREE	County Total	Cases	0	1	0	0	0	0	0	1
			Charges	0	1	0	0	0	0	0	1
		County Total	Cases	0	1	0	0	0	0	0	1
			Charges	0	1	0	0	0	0	0	1
	0112210 SEXUAL ABUSE, 1ST DEGREE, VICTIM U/12 YEARS OF AGE	County Total	Cases	0	3	0	0	0	0	0	3
			Charges	0	3	0	0	0	0	0	3
		County Total	Cases	0	3	0	0	0	0	0	3
			Charges	0	3	0	0	0	0	0	3
TRIMBLE	0017100 SEXUAL MISCONDUCT	County Total	Cases	0	0	1	0	0	0	0	1
			Charges	0	0	1	0	0	0	0	1
	0111620 RAPE-2ND DEGREE-NO FORCE	County Total	Cases	0	1	0	0	0	0	0	1
			Charges	0	1	0	0	0	0	0	1
	0111800 SODOMY, 1ST DEGREE	County Total	Cases	0	1	0	0	0	0	0	1
			Charges	0	1	0	0	0	0	0	1
	0111860 SODOMY, 1ST DEGREE, VICTIM U/12 YEARS OF AGE	County Total	Cases	0	0	0	1	0	0	0	1
			Charges	0	0	0	1	0	0	0	1
	0112020 SODOMY-2ND DEGREE	County Total	Cases	0	1	0	0	0	0	0	1
			Charges	0	1	0	0	0	0	0	1
	0112220 SEXUAL ABUSE, 2ND DEGREE	County Total	Cases	0	0	0	1	0	0	0	1
			Charges	0	0	0	1	0	0	0	1
	County Total	County Total	Cases	0	3	1	2	0	0	0	6
			Charges	0	2	1	2	0	0	0	3
UNION	0112200 SEXUAL ABUSE, 1ST DEGREE	County Total	Cases	1	0	0	0	0	0	0	1
			Charges	1	0	0	0	0	0	0	1

Considerations:

* These statistics represent a snapshot in time.

* A case may consist of one or multiple charges. The distinct count on cases counts the case only once.

* Counts of cases do not necessarily represent counts of unique individuals.

Data Source: CourtNet

Query Date: 5/23/2025

Page 105 of 185

**Specified Charges Disposed
(1/1/2024-12/31/2024) All Counties**

		Cases	1	0	0	0	0	0	0	0	1
	0112210 SEXUAL ABUSE, 1ST DEGREE, VICTIM U/12 YEARS OF AGE	Charges	0	0	2	1	0	0	0	0	3
		Cases	0	0	2	1	0	0	0	0	2
	0381121 ATT UNLAWFUL TRANSACTION W/MINOR 1ST DEG ILL SEX ACT, U/16	Charges	0	0	0	1	0	0	0	0	1
		Cases	0	0	0	1	0	0	0	0	1
	County Total	Charges	1	0	2	2	0	0	0	0	5
		Cases	1	0	2	2	0	0	0	0	4
WARREN	0017100 SEXUAL MISCONDUCT	Charges	0	0	1	0	0	0	0	0	1
		Cases	0	0	1	0	0	0	0	0	1
	0109900 RAPE, 1ST DEGREE	Charges	0	9	10	7	0	1	0	0	27
		Cases	0	5	4	3	0	1	0	0	13
	0109901 ATT RAPE, 1ST DEGREE	Charges	0	0	0	1	0	0	0	0	1
		Cases	0	0	0	1	0	0	0	0	1
	0109921 ATT RAPE, 1ST DEGREE - DOMESTIC VIOLENCE	Charges	0	1	0	0	0	0	0	0	1
		Cases	0	1	0	0	0	0	0	0	1
	0109940 RAPE, 1ST DEGREE - INCAPABLE OF CONSENT/PHYSICALLY HELPLESS	Charges	0	0	0	3	0	0	0	0	3
		Cases	0	0	0	2	0	0	0	0	2
	0109960 RAPE, 1ST DEGREE, VICTIM U/12 YEARS OF AGE	Charges	0	5	1	3	0	1	0	0	10
		Cases	0	3	1	2	0	1	0	0	6
	0111620 RAPE-2ND DEGREE-NO FORCE	Charges	0	0	7	3	0	0	0	0	10
		Cases	0	0	6	2	0	0	0	0	7
	0111650 RAPE, 3RD DEGREE	Charges	0	0	12	4	0	0	0	0	16
		Cases	0	0	3	1	0	0	0	0	3
	0111800 SODOMY, 1ST DEGREE	Charges	0	2	2	11	0	1	0	0	16
		Cases	0	2	2	5	0	1	0	0	8
	0111805 COMP SODOMY, 1ST DEGREE	Charges	0	0	0	3	0	0	0	0	3
		Cases	0	0	0	1	0	0	0	0	1

Considerations:

* These statistics represent a snapshot in time.

* A case may consist of one or multiple charges. The distinct count on cases counts the case only once.

* Counts of cases do not necessarily represent counts of unique individuals.

Data Source: CourtNet

Query Date: 5/23/2025

Page 106 of 185

**Specified Charges Disposed
(1/1/2024-12/31/2024) All Counties**

0111860 SODOMY, 1ST DEGREE, VICTIM U/12 YEARS OF AGE	Charges	0	0	1	1	0	0	0	0	2
	Cases	0	0	1	1	0	0	0	0	2
0112020 SODOMY-2ND DEGREE	Charges	0	0	2	3	0	0	0	0	5
	Cases	0	0	2	1	0	0	0	0	2
0112050 SODOMY, 3RD DEGREE	Charges	0	1	2	7	0	0	0	0	10
	Cases	0	1	1	2	0	0	0	0	4
0112200 SEXUAL ABUSE, 1ST DEGREE	Charges	0	3	3	12	0	3	0	0	21
	Cases	0	3	3	7	0	2	0	0	13
0112210 SEXUAL ABUSE, 1ST DEGREE, VICTIM U/12 YEARS OF AGE	Charges	0	6	4	6	0	2	0	0	18
	Cases	0	5	3	4	0	2	0	0	12
0112220 SEXUAL ABUSE, 2ND DEGREE	Charges	0	0	3	0	0	0	0	0	3
	Cases	0	0	3	0	0	0	0	0	3
0360500 INCEST	Charges	0	0	0	8	0	0	0	0	8
	Cases	0	0	0	2	0	0	0	0	2
0360505 COMP INCEST	Charges	0	0	0	3	0	0	0	0	3
	Cases	0	0	0	1	0	0	0	0	1
0360510 *OBS* INCEST-FORCIBLE COMPULS/INCAPABLE CONSENT OR U/18 YOA	Charges	0	0	2	0	0	0	0	0	2
	Cases	0	0	2	0	0	0	0	0	2
0372180 USE OF A MINOR U/16 IN A SEX PERFORMANCE	Charges	0	1	14	0	0	0	0	0	15
	Cases	0	1	2	0	0	0	0	0	3
0372181 ATT USE OF A MINOR U/16 IN A SEX PERFORMANCE	Charges	0	0	1	0	0	0	0	0	1
	Cases	0	0	1	0	0	0	0	0	1
0381120 UNLAWFUL TRANSACTION W/MINOR 1ST DEG ILL SEX ACT, U/16	Charges	0	2	3	21	0	2	0	0	28
	Cases	0	1	2	7	0	2	0	0	11
0381121 ATT UNLAWFUL TRANSACTION W/MINOR 1ST DEG ILL SEX ACT, U/16	Charges	0	2	2	1	0	0	0	0	5
	Cases	0	1	1	1	0	0	0	0	2
County Total		Charges	0	32	70	97	0	10	0	209

Considerations:

* These statistics represent a snapshot in time.

* A case may consist of one or multiple charges. The distinct count on cases counts the case only once.

* Counts of cases do not necessarily represent counts of unique individuals.

Data Source: CourtNet

Query Date: 5/23/2025

Page 107 of 185

**Specified Charges Disposed
(1/1/2024-12/31/2024) All Counties**

		Cases	0	22	23	25	0	4	0	0	46
WASHINGTON	0111820 SODOMY, 1ST DEGREE, DOMESTIC VIOLENCE	Charges	0	0	0	1	0	0	0	0	1
		Cases	0	0	0	1	0	0	0	0	1
	0112220 SEXUAL ABUSE, 2ND DEGREE	Charges	0	0	3	0	0	0	0	0	3
		Cases	0	0	1	0	0	0	0	0	1
	County Total	Charges	0	0	3	1	0	0	0	0	4
		Cases	0	0	1	1	0	0	0	0	2
WAYNE	0109900 RAPE, 1ST DEGREE	Charges	0	2	0	0	0	0	0	0	2
		Cases	0	2	0	0	0	0	0	0	2
	0109960 RAPE, 1ST DEGREE, VICTIM U/12 YEARS OF AGE	Charges	0	1	0	0	0	0	0	0	1
		Cases	0	1	0	0	0	0	0	0	1
	0111800 SODOMY, 1ST DEGREE	Charges	0	1	0	0	0	0	0	0	1
		Cases	0	1	0	0	0	0	0	0	1
	0112050 SODOMY, 3RD DEGREE	Charges	0	0	0	2	0	0	0	0	2
		Cases	0	0	0	1	0	0	0	0	1
	0112200 SEXUAL ABUSE, 1ST DEGREE	Charges	1	0	4	0	0	0	0	0	5
		Cases	1	0	2	0	0	0	0	0	2
	0112210 SEXUAL ABUSE, 1ST DEGREE, VICTIM U/12 YEARS OF AGE	Charges	0	0	1	0	0	0	0	0	1
		Cases	0	0	1	0	0	0	0	0	1
	0112220 SEXUAL ABUSE, 2ND DEGREE	Charges	0	0	1	0	0	0	0	0	1
		Cases	0	0	1	0	0	0	0	0	1
	0360510 *OBS* INCEST-FORCIBLE COMPULS/INCAPABLE CONSENT OR U/18 YOA	Charges	0	1	0	0	0	0	0	0	1
		Cases	0	1	0	0	0	0	0	0	1
	0381120 UNLAWFUL TRANSACTION W/MINOR 1ST DEG ILL SEX ACT, U/16	Charges	0	0	0	5	0	0	0	0	5
		Cases	0	0	0	1	0	0	0	0	1
	County Total	Charges	1	5	6	7	0	0	0	0	19

Considerations:

* These statistics represent a snapshot in time.

* A case may consist of one or multiple charges. The distinct count on cases counts the case only once.

* Counts of cases do not necessarily represent counts of unique individuals.

Data Source: CourtNet

Query Date: 5/23/2025

Page 108 of 185

**Specified Charges Disposed
(1/1/2024-12/31/2024) All Counties**

		Cases	1	3	4	1	0	0	0	0	6
WEBSTER	0017100 SEXUAL MISCONDUCT	Charges	0	0	0	0	1	0	0	0	1
		Cases	0	0	0	0	1	0	0	0	1
	0111650 RAPE, 3RD DEGREE	Charges	0	0	1	0	0	0	0	0	1
		Cases	0	0	1	0	0	0	0	0	1
	0111860 SODOMY, 1ST DEGREE, VICTIM U/12 YEARS OF AGE	Charges	0	0	3	0	0	0	0	0	3
		Cases	0	0	1	0	0	0	0	0	1
	0112020 SODOMY-2ND DEGREE	Charges	0	0	3	0	0	0	0	0	3
		Cases	0	0	1	0	0	0	0	0	1
	0112050 SODOMY, 3RD DEGREE	Charges	0	0	1	0	0	0	0	0	1
		Cases	0	0	1	0	0	0	0	0	1
	0112200 SEXUAL ABUSE, 1ST DEGREE	Charges	0	0	2	0	0	0	0	0	2
		Cases	0	0	2	0	0	0	0	0	2
	0112210 SEXUAL ABUSE, 1ST DEGREE, VICTIM U/12 YEARS OF AGE	Charges	0	2	0	0	0	0	0	0	2
		Cases	0	2	0	0	0	0	0	0	2
	0112220 SEXUAL ABUSE, 2ND DEGREE	Charges	0	1	0	0	0	0	0	0	1
		Cases	0	1	0	0	0	0	0	0	1
	0372180 USE OF A MINOR U/16 IN A SEX PERFORMANCE	Charges	0	0	3	0	0	0	0	0	3
		Cases	0	0	1	0	0	0	0	0	1
	0381120 UNLAWFUL TRANSACTION W/MINOR 1ST DEG ILL SEX ACT, U/16	Charges	0	0	3	0	0	0	0	0	3
		Cases	0	0	1	0	0	0	0	0	1
	County Total	Charges	0	3	16	0	1	0	0	0	20
		Cases	0	3	3	0	1	0	0	0	5
WHITLEY	0017100 SEXUAL MISCONDUCT	Charges	0	0	2	0	0	0	0	0	2
		Cases	0	0	1	0	0	0	0	0	1
	0109960 RAPE, 1ST DEGREE, VICTIM U/12 YEARS OF AGE	Charges	0	1	0	0	0	0	0	0	1

Considerations:

* These statistics represent a snapshot in time.

* A case may consist of one or multiple charges. The distinct count on cases counts the case only once.

* Counts of cases do not necessarily represent counts of unique individuals.

Data Source: CourtNet

Query Date: 5/23/2025

Page 109 of 185

**Specified Charges Disposed
(1/1/2024-12/31/2024) All Counties**

	Cases	0	1	0	0	0	0	0	0	1
0111620 RAPE-2ND DEGREE-NO FORCE	Charges	0	1	1	0	0	0	0	0	2
	Cases	0	1	1	0	0	0	0	0	2
0111650 RAPE, 3RD DEGREE	Charges	0	0	2	2	0	0	0	0	4
	Cases	0	0	2	2	0	0	0	0	4
0111850 SODOMY,1ST -INCAPABLE OF CONSENT/PHY HELPLESS/SERIOUS INJURY	Charges	0	0	1	0	0	0	0	0	1
	Cases	0	0	1	0	0	0	0	0	1
0111860 SODOMY, 1ST DEGREE, VICTIM U/12 YEARS OF AGE	Charges	0	0	3	0	0	0	0	0	3
	Cases	0	0	1	0	0	0	0	0	1
0112020 SODOMY-2ND DEGREE	Charges	0	0	1	0	0	0	0	0	1
	Cases	0	0	1	0	0	0	0	0	1
0112050 SODOMY, 3RD DEGREE	Charges	0	0	2	0	0	0	0	0	2
	Cases	0	0	2	0	0	0	0	0	2
0112200 SEXUAL ABUSE, 1ST DEGREE	Charges	0	2	4	5	0	0	0	0	11
	Cases	0	1	3	3	0	0	0	0	7
0112210 SEXUAL ABUSE, 1ST DEGREE, VICTIM U/12 YEARS OF AGE	Charges	0	0	4	7	0	0	0	0	11
	Cases	0	0	1	2	0	0	0	0	3
0112220 SEXUAL ABUSE, 2ND DEGREE	Charges	0	0	1	0	0	0	0	0	1
	Cases	0	0	1	0	0	0	0	0	1
0360510 *OBS* INCEST-FORCIBLE COMPULS/INCAPABLE CONSENT OR U/18 YOA	Charges	0	0	0	1	0	0	0	0	1
	Cases	0	0	0	1	0	0	0	0	1
0360520 *OBS* INCEST - VICTIM U/12 YOA OR SERIOUS PHYSICAL INJURY	Charges	0	0	3	0	0	0	0	0	3
	Cases	0	0	1	0	0	0	0	0	1
0372180 USE OF A MINOR U/16 IN A SEX PERFORMANCE	Charges	0	0	0	1	0	0	0	0	1
	Cases	0	0	0	1	0	0	0	0	1
0372182 SOLC USE OF A MINOR U/16 IN A SEX PERFORMANCE	Charges	0	0	1	0	0	0	0	0	1
	Cases	0	0	1	0	0	0	0	0	1

Considerations:

* These statistics represent a snapshot in time.

* A case may consist of one or multiple charges. The distinct count on cases counts the case only once.

* Counts of cases do not necessarily represent counts of unique individuals.

Data Source: CourtNet

Query Date: 5/23/2025

Page 110 of 185

**Specified Charges Disposed
(1/1/2024-12/31/2024) All Counties**

	0381120 UNLAWFUL TRANSACTION W/MINOR 1ST DEG ILL SEX ACT, U/16	Charges	0	0	1	0	0	0	0	0	1
		Cases	0	0	1	0	0	0	0	0	1
	0381121 ATT UNLAWFUL TRANSACTION W/MINOR 1ST DEG ILL SEX ACT, U/16	Charges	0	0	1	0	0	0	0	0	1
		Cases	0	0	1	0	0	0	0	0	1
	County Total	Charges	0	4	27	16	0	0	0	0	47
		Cases	0	3	9	8	0	0	0	0	15
	0111860 SODOMY, 1ST DEGREE, VICTIM U/12 YEARS OF AGE	Charges	0	1	0	0	0	0	0	0	1
		Cases	0	1	0	0	0	0	0	0	1
	0112200 SEXUAL ABUSE, 1ST DEGREE	Charges	0	1	2	1	0	0	0	0	4
		Cases	0	1	1	1	0	0	0	0	3
WOLFE	0112205 COMP SEXUAL ABUSE, 1ST DEGREE	Charges	0	1	0	0	0	0	0	0	1
		Cases	0	1	0	0	0	0	0	0	1
	0112210 SEXUAL ABUSE, 1ST DEGREE, VICTIM U/12 YEARS OF AGE	Charges	0	0	0	1	0	0	0	0	1
		Cases	0	0	0	1	0	0	0	0	1
	0360500 INCEST	Charges	0	0	0	0	0	0	0	1	1
		Cases	0	0	0	0	0	0	0	1	1
	0381100 UNLAWFUL TRANSACTION W/MINOR 1ST DEG ILL SEX ACT, U/18	Charges	0	1	0	0	0	0	0	0	1
		Cases	0	1	0	0	0	0	0	0	1
	0381120 UNLAWFUL TRANSACTION W/MINOR 1ST DEG ILL SEX ACT, U/16	Charges	0	0	0	1	0	0	0	1	2
		Cases	0	0	0	1	0	0	0	1	2
	County Total	Charges	0	4	2	3	0	0	0	2	11
		Cases	0	4	1	2	0	0	0	2	9
WOODFORD	0109960 RAPE, 1ST DEGREE, VICTIM U/12 YEARS OF AGE	Charges	0	0	0	1	0	0	0	0	1
		Cases	0	0	0	1	0	0	0	0	1
	0111620 RAPE-2ND DEGREE-NO FORCE	Charges	0	0	1	0	0	0	0	0	1
		Cases	0	0	1	0	0	0	0	0	1

Considerations:

* These statistics represent a snapshot in time.

* A case may consist of one or multiple charges. The distinct count on cases counts the case only once.

* Counts of cases do not necessarily represent counts of unique individuals.

Data Source: CourtNet

Query Date: 5/23/2025

Page 111 of 185

**Specified Charges Disposed
(1/1/2024-12/31/2024) All Counties**

		0111860 SODOMY, 1ST DEGREE, VICTIM U/12 YEARS OF AGE	Charges	0	0	1	0	0	0	0	0	1
			Cases	0	0	1	0	0	0	0	0	1
		0112020 SODOMY-2ND DEGREE	Charges	0	0	1	0	0	0	0	0	1
			Cases	0	0	1	0	0	0	0	0	1
		0112200 SEXUAL ABUSE, 1ST DEGREE	Charges	0	0	2	0	0	0	0	0	2
			Cases	0	0	1	0	0	0	0	0	1
		0112210 SEXUAL ABUSE, 1ST DEGREE, VICTIM U/12 YEARS OF AGE	Charges	0	1	0	0	0	0	0	0	1
			Cases	0	1	0	0	0	0	0	0	1
		0360510 *OBS* INCEST-FORCIBLE COMPULS/INCAPABLE CONSENT OR U/18 YOA	Charges	0	0	1	0	0	0	0	0	1
			Cases	0	0	1	0	0	0	0	0	1
		0360570 INCEST - WITH PERSON LESS THAN 12 YEARS OF AGE	Charges	0	1	0	0	0	0	0	0	1
			Cases	0	1	0	0	0	0	0	0	1
		County Total	Charges	0	2	6	1	0	0	0	0	9
			Cases	0	1	1	1	0	0	0	0	1
CY Total	Charges	88	674	1735	2064	14	49	0	29	4653		
	Cases	31	444	594	502	7	16	0	13	1,120		
CIRCUIT TOTAL	Charges	88	674	1,735	2,064	14	49	0	29	4,653		
	Cases	31	444	594	502	7	16	0	13	1,120		

Considerations:

- * These statistics represent a snapshot in time.
- * A case may consist of one or multiple charges. The distinct count on cases counts the case only once.
- * Counts of cases do not necessarily represent counts of unique individuals.

**Specified Charges Disposed
(1/1/2024-12/31/2024) All Counties**

DISTRICT			Count	Acquitted	Amended	Convicted	Dismissed	Diverted	FTA / FTV / AP	Indictment	Other	Total
2024	ADAIR	0017100 SEXUAL MISCONDUCT	Charges	0	1	0	0	0	0	0	0	1
			Cases	0	1	0	0	0	0	0	0	1
		0109900 RAPE, 1ST DEGREE	Charges	0	0	0	1	0	0	6	0	7
			Cases	0	0	0	1	0	0	1	0	2
		0111860 SODOMY, 1ST DEGREE, VICTIM U/12 YEARS OF AGE	Charges	0	0	0	0	0	0	1	0	1
			Cases	0	0	0	0	0	0	1	0	1
		0112200 SEXUAL ABUSE, 1ST DEGREE	Charges	0	0	0	0	0	0	1	0	1
			Cases	0	0	0	0	0	0	1	0	1
		0112210 SEXUAL ABUSE, 1ST DEGREE, VICTIM U/12 YEARS OF AGE	Charges	0	0	0	0	0	0	21	0	21
			Cases	0	0	0	0	0	0	2	0	2
		County Total	Charges	0	1	0	1	0	0	29	0	31
			Cases	0	1	0	1	0	0	3	0	5
	ALLEN	0109900 RAPE, 1ST DEGREE	Charges	0	1	0	0	0	0	1	0	2
			Cases	0	1	0	0	0	0	1	0	2
		0111620 RAPE-2ND DEGREE-NO FORCE	Charges	0	0	0	0	0	0	2	0	2
			Cases	0	0	0	0	0	0	1	0	1
		County Total	Charges	0	1	0	0	0	0	3	0	4
			Cases	0	1	0	0	0	0	2	0	2
	ANDERSON	0381120 UNLAWFUL TRANSACTION W/MINOR 1ST DEG ILL SEX ACT, U/16	Charges	0	0	0	0	0	0	1	0	1
			Cases	0	0	0	0	0	0	1	0	1
		County Total	Charges	0	0	0	0	0	0	1	0	1
			Cases	0	0	0	0	0	0	1	0	1

Considerations:

- * These statistics represent a snapshot in time.
- * A case may consist of one or multiple charges. The distinct count on cases counts the case only once.
- * Counts of cases do not necessarily represent counts of unique individuals.

Data Source: CourtNet
Query Date: 5/23/2025
Page 113 of 185

Specified Charges Disposed
(1/1/2024-12/31/2024) All Counties

DISTRICT			Count	Acquitted	Amended	Convicted	Dismissed	Diverted	FTA / FTV / AP	Indictment	Other	Total
2024	BALLARD	0017090 SEXUAL ABUSE - 3RD DEGREE	Charges	0	0	1	0	0	0	0	0	1
			Cases	0	0	1	0	0	0	0	0	1
		0017100 SEXUAL MISCONDUCT	Charges	0	0	0	1	0	0	0	0	1
			Cases	0	0	0	1	0	0	0	0	1
		0381120 UNLAWFUL TRANSACTION W/MINOR 1ST DEG ILL SEX ACT, U/16	Charges	0	0	0	0	0	0	1	0	1
			Cases	0	0	0	0	0	0	1	0	1
		County Total	Charges	0	0	1	1	0	0	1	0	3
			Cases	0	0	1	1	0	0	1	0	3
	BARREN	0017100 SEXUAL MISCONDUCT	Charges	0	0	1	0	0	0	0	0	1
			Cases	0	0	1	0	0	0	0	0	1
		0111650 RAPE, 3RD DEGREE	Charges	0	0	0	1	0	0	0	0	1
			Cases	0	0	0	1	0	0	0	0	1
		0111800 SODOMY, 1ST DEGREE	Charges	0	0	0	0	0	0	1	0	1
			Cases	0	0	0	0	0	0	1	0	1
		0112210 SEXUAL ABUSE, 1ST DEGREE, VICTIM U/12 YEARS OF AGE	Charges	0	0	0	0	0	0	1	0	1
			Cases	0	0	0	0	0	0	1	0	1
		0112220 SEXUAL ABUSE, 2ND DEGREE	Charges	0	0	0	0	0	1	0	0	1
			Cases	0	0	0	0	0	1	0	0	1
		County Total	Charges	0	0	1	1	0	1	2	0	5
			Cases	0	0	1	1	0	1	1	0	4

Considerations:

- * These statistics represent a snapshot in time.
- * A case may consist of one or multiple charges. The distinct count on cases counts the case only once.
- * Counts of cases do not necessarily represent counts of unique individuals.

**Specified Charges Disposed
(1/1/2024-12/31/2024) All Counties**

DISTRICT			Count	Acquitted	Amended	Convicted	Dismissed	Diverted	FTA / FTV / AP	Indictment	Other	Total
2024	BATH	0109900 RAPE, 1ST DEGREE	Charges	0	0	0	0	0	0	2	0	2
			Cases	0	0	0	0	0	0	1	0	1
		0111650 RAPE, 3RD DEGREE	Charges	0	2	0	0	0	0	0	0	2
			Cases	0	1	0	0	0	0	0	0	1
		0112200 SEXUAL ABUSE, 1ST DEGREE	Charges	0	0	0	1	0	0	0	0	1
			Cases	0	0	0	1	0	0	0	0	1
		County Total	Charges	0	2	0	1	0	0	2	0	5
			Cases	0	1	0	1	0	0	1	0	1
	BELL	0017090 SEXUAL ABUSE - 3RD DEGREE	Charges	0	0	1	0	0	0	0	0	1
			Cases	0	0	1	0	0	0	0	0	1
		0111650 RAPE, 3RD DEGREE	Charges	0	0	0	0	0	0	1	2	3
			Cases	0	0	0	0	0	0	1	1	2
		0111800 SODOMY, 1ST DEGREE	Charges	0	0	0	0	0	0	1	0	1
			Cases	0	0	0	0	0	0	1	0	1
		0112050 SODOMY, 3RD DEGREE	Charges	0	0	0	0	0	0	1	0	1
			Cases	0	0	0	0	0	0	1	0	1
		0112200 SEXUAL ABUSE, 1ST DEGREE	Charges	0	0	0	1	0	0	1	0	2
			Cases	0	0	0	1	0	0	1	0	2
		County Total	Charges	0	0	1	1	0	0	4	2	8
			Cases	0	0	1	1	0	0	2	1	5

Considerations:

- * These statistics represent a snapshot in time.
- * A case may consist of one or multiple charges. The distinct count on cases counts the case only once.
- * Counts of cases do not necessarily represent counts of unique individuals.

**Specified Charges Disposed
(1/1/2024-12/31/2024) All Counties**

DISTRICT			Count	Acquitted	Amended	Convicted	Dismissed	Diverted	FTA / FTV / AP	Indictment	Other	Total
2024	BOONE	0017090 SEXUAL ABUSE - 3RD DEGREE	Charges	0	1	0	1	0	0	0	0	2
			Cases	0	1	0	1	0	0	0	0	2
		0017100 SEXUAL MISCONDUCT	Charges	0	0	1	0	0	0	0	0	1
			Cases	0	0	1	0	0	0	0	0	1
		0109900 RAPE, 1ST DEGREE	Charges	0	0	0	1	0	0	0	0	1
			Cases	0	0	0	1	0	0	0	0	1
		0109960 RAPE, 1ST DEGREE, VICTIM U/12 YEARS OF AGE	Charges	0	0	0	0	0	0	1	0	1
			Cases	0	0	0	0	0	0	1	0	1
		0111860 SODOMY, 1ST DEGREE, VICTIM U/12 YEARS OF AGE	Charges	0	0	0	0	0	0	1	0	1
			Cases	0	0	0	0	0	0	1	0	1
		0112210 SEXUAL ABUSE, 1ST DEGREE, VICTIM U/12 YEARS OF AGE	Charges	0	0	0	0	0	0	1	0	1
			Cases	0	0	0	0	0	0	1	0	1
		0112212 SOLC SEXUAL ABUSE, 1ST DEGREE, VICTIM U/12 YEARS OF AGE	Charges	0	0	0	0	0	0	1	0	1
			Cases	0	0	0	0	0	0	1	0	1
		0360500 INCEST	Charges	0	0	0	1	0	0	0	0	1
			Cases	0	0	0	1	0	0	0	0	1
		0360570 INCEST - WITH PERSON LESS THAN 12 YEARS OF AGE	Charges	0	0	0	0	0	0	1	0	1
			Cases	0	0	0	0	0	0	1	0	1
		County Total	Charges	0	1	1	3	0	0	5	0	10
			Cases	0	1	1	2	0	0	2	0	6

Considerations:

- * These statistics represent a snapshot in time.
- * A case may consist of one or multiple charges. The distinct count on cases counts the case only once.
- * Counts of cases do not necessarily represent counts of unique individuals.

**Specified Charges Disposed
(1/1/2024-12/31/2024) All Counties**

DISTRICT			Count	Acquitted	Amended	Convicted	Dismissed	Diverted	FTA / FTV / AP	Indictment	Other	Total
2024	BOURBON	0017100 SEXUAL MISCONDUCT	Charges	0	0	3	0	0	0	0	0	3
			Cases	0	0	1	0	0	0	0	0	1
		0109960 RAPE, 1ST DEGREE, VICTIM U/12 YEARS OF AGE	Charges	0	0	0	0	0	0	2	0	2
			Cases	0	0	0	0	0	0	1	0	1
		0112200 SEXUAL ABUSE, 1ST DEGREE	Charges	0	0	0	0	0	0	1	0	1
			Cases	0	0	0	0	0	0	1	0	1
		0112210 SEXUAL ABUSE, 1ST DEGREE, VICTIM U/12 YEARS OF AGE	Charges	0	0	0	0	0	0	2	0	2
			Cases	0	0	0	0	0	0	1	0	1
		0112220 SEXUAL ABUSE, 2ND DEGREE	Charges	0	3	0	0	0	0	0	0	3
			Cases	0	1	0	0	0	0	0	0	1
		County Total	Charges	0	3	3	0	0	0	5	0	11
			Cases	0	1	1	0	0	0	2	0	3
	BOYD	0017100 SEXUAL MISCONDUCT	Charges	0	0	2	0	0	0	0	0	2
			Cases	0	0	1	0	0	0	0	0	1
		0111650 RAPE, 3RD DEGREE	Charges	0	1	0	0	0	0	1	0	2
			Cases	0	1	0	0	0	0	1	0	2
		0112200 SEXUAL ABUSE, 1ST DEGREE	Charges	0	0	0	0	0	0	1	0	1
			Cases	0	0	0	0	0	0	1	0	1
		County Total	Charges	0	1	2	0	0	0	2	0	5
			Cases	0	1	1	0	0	0	2	0	3

Considerations:

- * These statistics represent a snapshot in time.
- * A case may consist of one or multiple charges. The distinct count on cases counts the case only once.
- * Counts of cases do not necessarily represent counts of unique individuals.

**Specified Charges Disposed
(1/1/2024-12/31/2024) All Counties**

DISTRICT			Count	Acquitted	Amended	Convicted	Dismissed	Diverted	FTA / FTV / AP	Indictment	Other	Total
2024	BOYLE	0017090 SEXUAL ABUSE - 3RD DEGREE	Charges	0	0	2	0	0	0	0	0	2
			Cases	0	0	2	0	0	0	0	0	2
		0112220 SEXUAL ABUSE, 2ND DEGREE	Charges	0	0	0	1	0	0	0	0	1
			Cases	0	0	0	1	0	0	0	0	1
		County Total	Charges	0	0	2	1	0	0	0	0	3
			Cases	0	0	2	1	0	0	0	0	3
	BRECKINRIDGE	0017090 SEXUAL ABUSE - 3RD DEGREE	Charges	0	0	0	2	0	0	0	0	2
			Cases	0	0	0	2	0	0	0	0	2
		0111620 RAPE-2ND DEGREE-NO FORCE	Charges	0	0	0	0	0	0	1	0	1
			Cases	0	0	0	0	0	0	1	0	1
		0112200 SEXUAL ABUSE, 1ST DEGREE	Charges	0	0	0	0	0	0	1	0	1
			Cases	0	0	0	0	0	0	1	0	1
		0360560 INCEST - PERSON LESS THAN 18 BY PERSON 3 OR MORE YRS OLDER	Charges	0	0	0	0	0	0	1	0	1
			Cases	0	0	0	0	0	0	1	0	1
		County Total	Charges	0	0	0	2	0	0	3	0	5
			Cases	0	0	0	2	0	0	2	0	4
	BULLITT	0017090 SEXUAL ABUSE - 3RD DEGREE	Charges	0	0	0	2	0	0	0	0	2
			Cases	0	0	0	2	0	0	0	0	2
		0109900 RAPE, 1ST DEGREE	Charges	0	0	0	0	0	0	1	0	1
			Cases	0	0	0	0	0	0	1	0	1
		0109920 RAPE, 1ST DEGREE - DOMESTIC VIOLENCE	Charges	0	0	0	0	0	0	2	0	2
			Cases	0	0	0	0	0	0	1	0	1

Considerations:

- * These statistics represent a snapshot in time.
- * A case may consist of one or multiple charges. The distinct count on cases counts the case only once.
- * Counts of cases do not necessarily represent counts of unique individuals.

**Specified Charges Disposed
(1/1/2024-12/31/2024) All Counties**

DISTRICT			Count	Acquitted	Amended	Convicted	Dismissed	Diverted	FTA / FTV / AP	Indictment	Other	Total
2024	BULLITT	0109921 ATT RAPE, 1ST DEGREE - DOMESTIC VIOLENCE	Charges	0	2	0	0	0	0	0	0	2
			Cases	0	1	0	0	0	0	0	0	1
		0111650 RAPE, 3RD DEGREE	Charges	0	0	0	0	0	0	1	0	1
			Cases	0	0	0	0	0	0	1	0	1
		0111800 SODOMY, 1ST DEGREE	Charges	0	0	0	0	0	0	2	0	2
			Cases	0	0	0	0	0	0	1	0	1
		0111820 SODOMY, 1ST DEGREE, DOMESTIC VIOLENCE	Charges	0	0	0	0	0	0	3	0	3
			Cases	0	0	0	0	0	0	1	0	1
		0111860 SODOMY, 1ST DEGREE, VICTIM U/12 YEARS OF AGE	Charges	0	0	0	0	0	0	1	0	1
			Cases	0	0	0	0	0	0	1	0	1
		0112200 SEXUAL ABUSE, 1ST DEGREE	Charges	0	0	0	3	0	0	13	1	17
			Cases	0	0	0	1	0	0	8	1	10
		0112210 SEXUAL ABUSE, 1ST DEGREE, VICTIM U/12 YEARS OF AGE	Charges	0	0	0	0	0	0	2	0	2
			Cases	0	0	0	0	0	0	1	0	1
		0112220 SEXUAL ABUSE, 2ND DEGREE	Charges	0	0	0	2	0	0	0	0	2
			Cases	0	0	0	2	0	0	0	0	2
		0360550 INCEST - FORCIBLE COMPULSION/INCAPABLE OF OR W/OUT CONSENT	Charges	0	0	0	0	0	0	1	0	1
			Cases	0	0	0	0	0	0	1	0	1
		0360570 INCEST - WITH PERSON LESS THAN 12 YEARS OF AGE	Charges	0	0	0	1	0	0	0	0	1
			Cases	0	0	0	1	0	0	0	0	1
		0381100 UNLAWFUL TRANSACTION W/MINOR 1ST DEG ILL SEX ACT, U/18	Charges	0	0	0	0	0	0	2	0	2

Considerations:

- * These statistics represent a snapshot in time.
- * A case may consist of one or multiple charges. The distinct count on cases counts the case only once.
- * Counts of cases do not necessarily represent counts of unique individuals.

Specified Charges Disposed
(1/1/2024-12/31/2024) All Counties

DISTRICT			Count	Acquitted	Amended	Convicted	Dismissed	Diverted	FTA / FTV / AP	Indictment	Other	Total
2024	BULLITT	0381100 UNLAWFUL TRANSACTION W/MINOR 1ST DEG ILL S	Cases	0	0	0	0	0	0	1	0	1
		County Total	Charges	0	2	0	8	0	0	28	1	39
			Cases	0	1	0	6	0	0	11	1	17
	BUTLER	0109900 RAPE, 1ST DEGREE	Charges	0	0	0	0	0	0	2	0	2
			Cases	0	0	0	0	0	0	2	0	2
		0112200 SEXUAL ABUSE, 1ST DEGREE	Charges	0	0	0	0	0	0	1	0	1
			Cases	0	0	0	0	0	0	1	0	1
		0360500 INCEST	Charges	0	0	0	0	0	0	1	0	1
			Cases	0	0	0	0	0	0	1	0	1
		County Total	Charges	0	0	0	0	0	0	4	0	4
			Cases	0	0	0	0	0	0	3	0	3
	CALDWELL	0111620 RAPE-2ND DEGREE-NO FORCE	Charges	0	0	0	0	0	0	1	0	1
			Cases	0	0	0	0	0	0	1	0	1
		0112200 SEXUAL ABUSE, 1ST DEGREE	Charges	0	0	0	1	0	0	0	0	1
			Cases	0	0	0	1	0	0	0	0	1
		0381120 UNLAWFUL TRANSACTION W/MINOR 1ST DEG ILL SEX ACT, U/16	Charges	0	0	0	0	0	0	1	0	1
			Cases	0	0	0	0	0	0	1	0	1
		County Total	Charges	0	0	0	1	0	0	2	0	3
			Cases	0	0	0	1	0	0	1	0	2
	CALLOWAY	0111650 RAPE, 3RD DEGREE	Charges	0	0	0	0	0	0	4	0	4
			Cases	0	0	0	0	0	0	1	0	1
		0112050 SODOMY, 3RD DEGREE	Charges	0	0	0	0	0	0	2	0	2

Considerations:

* These statistics represent a snapshot in time.

* A case may consist of one or multiple charges. The distinct count on cases counts the case only once.

* Counts of cases do not necessarily represent counts of unique individuals.

Data Source: CourtNet

Query Date: 5/23/2025

Page 120 of 185

**Specified Charges Disposed
(1/1/2024-12/31/2024) All Counties**

		Cases	0	0	0	0	0	0	1	0	1
	0112210 SEXUAL ABUSE, 1ST DEGREE, VICTIM U/12 YEARS OF AGE	Charges	0	0	0	0	0	0	1	0	1
		Cases	0	0	0	0	0	0	1	0	1
	County Total	Charges	0	0	0	0	0	0	7	0	7
		Cases	0	0	0	0	0	0	2	0	2
CAMPBELL	0017090 SEXUAL ABUSE - 3RD DEGREE	Charges	0	5	1	2	0	0	0	0	8
		Cases	0	4	1	2	0	0	0	0	7
	0109900 RAPE, 1ST DEGREE	Charges	0	0	0	0	0	0	1	0	1
		Cases	0	0	0	0	0	0	1	0	1
	0109920 RAPE, 1ST DEGREE - DOMESTIC VIOLENCE	Charges	0	0	0	0	0	0	1	0	1
		Cases	0	0	0	0	0	0	1	0	1
	0109940 RAPE, 1ST DEGREE - INCAPABLE OF CONSENT/PHYSICALLY HELPLESS	Charges	0	0	0	0	0	0	1	0	1
		Cases	0	0	0	0	0	0	1	0	1
	0111800 SODOMY, 1ST DEGREE	Charges	0	0	0	0	0	0	1	0	1
		Cases	0	0	0	0	0	0	1	0	1
	0112200 SEXUAL ABUSE, 1ST DEGREE	Charges	0	0	0	0	0	0	1	0	1
		Cases	0	0	0	0	0	0	1	0	1
	0112210 SEXUAL ABUSE, 1ST DEGREE, VICTIM U/12 YEARS OF AGE	Charges	0	0	0	0	0	0	3	0	3
		Cases	0	0	0	0	0	0	2	0	2
	0381101 ATT UNLAWFUL TRANSACTION W/MINOR 1ST DEG ILL SEX ACT, U/18	Charges	0	1	0	1	0	0	0	0	2
		Cases	0	1	0	1	0	0	0	0	2
	0381120 UNLAWFUL TRANSACTION W/MINOR 1ST DEG ILL SEX ACT, U/16	Charges	0	0	0	0	0	0	1	0	1
		Cases	0	0	0	0	0	0	1	0	1
	County Total	Charges	0	6	1	3	0	0	9	0	19
		Cases	0	5	1	3	0	0	6	0	15
CARLISLE	0381120 UNLAWFUL TRANSACTION W/MINOR 1ST DEG ILL SEX ACT, U/16	Charges	0	0	0	0	0	0	1	0	1

Considerations:

* These statistics represent a snapshot in time.

* A case may consist of one or multiple charges. The distinct count on cases counts the case only once.

* Counts of cases do not necessarily represent counts of unique individuals.

Data Source: CourtNet

Query Date: 5/23/2025

Page 121 of 185

**Specified Charges Disposed
(1/1/2024-12/31/2024) All Counties**

		Cases	0	0	0	0	0	0	1	0	1
	County Total	Charges	0	0	0	0	0	0	1	0	1
		Cases	0	0	0	0	0	0	1	0	1
CARROLL	0111650 RAPE, 3RD DEGREE	Charges	0	0	0	1	0	0	3	0	4
		Cases	0	0	0	1	0	0	1	0	1
	County Total	Charges	0	0	0	1	0	0	3	0	4
		Cases	0	0	0	1	0	0	1	0	1
CARTER	0109900 RAPE, 1ST DEGREE	Charges	0	0	0	0	0	0	1	0	1
		Cases	0	0	0	0	0	0	1	0	1
	0112220 SEXUAL ABUSE, 2ND DEGREE	Charges	0	0	0	1	0	0	0	0	1
		Cases	0	0	0	1	0	0	0	0	1
	County Total	Charges	0	0	0	1	0	0	1	0	2
		Cases	0	0	0	1	0	0	1	0	2
CASEY	0109900 RAPE, 1ST DEGREE	Charges	0	0	0	0	0	0	2	0	2
		Cases	0	0	0	0	0	0	1	0	1
	0111650 RAPE, 3RD DEGREE	Charges	0	0	0	0	0	0	1	0	1
		Cases	0	0	0	0	0	0	1	0	1
	0360500 INCEST	Charges	0	0	0	0	0	0	1	0	1
		Cases	0	0	0	0	0	0	1	0	1
	0381120 UNLAWFUL TRANSACTION W/MINOR 1ST DEG ILL SEX ACT, U/16	Charges	0	0	0	0	0	0	1	0	1
		Cases	0	0	0	0	0	0	1	0	1
	County Total	Charges	0	0	0	0	0	0	5	0	5
		Cases	0	0	0	0	0	0	2	0	2
CHRISTIAN	0017090 SEXUAL ABUSE - 3RD DEGREE	Charges	0	1	0	0	0	0	0	0	1
		Cases	0	1	0	0	0	0	0	0	1
	0109900 RAPE, 1ST DEGREE										

Considerations:

* These statistics represent a snapshot in time.

* A case may consist of one or multiple charges. The distinct count on cases counts the case only once.

* Counts of cases do not necessarily represent counts of unique individuals.

Data Source: CourtNet

Query Date: 5/23/2025

Page 122 of 185

**Specified Charges Disposed
(1/1/2024-12/31/2024) All Counties**

	Charges	0	0	0	0	0	0	7	1	8
	Cases	0	0	0	0	0	0	7	1	8
0109920 RAPE, 1ST DEGREE - DOMESTIC VIOLENCE	Charges	0	0	0	0	0	0	3	0	3
	Cases	0	0	0	0	0	0	3	0	3
0109960 RAPE, 1ST DEGREE, VICTIM U/12 YEARS OF AGE	Charges	0	0	0	1	0	0	2	0	3
	Cases	0	0	0	1	0	0	2	0	3
0111650 RAPE, 3RD DEGREE	Charges	0	0	0	0	0	0	3	0	3
	Cases	0	0	0	0	0	0	1	0	1
0111820 SODOMY, 1ST DEGREE, DOMESTIC VIOLENCE	Charges	0	0	0	0	0	0	1	0	1
	Cases	0	0	0	0	0	0	1	0	1
0112050 SODOMY, 3RD DEGREE	Charges	0	0	0	0	0	0	2	0	2
	Cases	0	0	0	0	0	0	1	0	1
0112051 ATT SODOMY, 3RD DEGREE	Charges	0	0	0	0	0	0	1	0	1
	Cases	0	0	0	0	0	0	1	0	1
0112200 SEXUAL ABUSE, 1ST DEGREE	Charges	0	0	0	0	0	0	15	0	15
	Cases	0	0	0	0	0	0	4	0	4
0112210 SEXUAL ABUSE, 1ST DEGREE, VICTIM U/12 YEARS OF AGE	Charges	0	1	0	2	0	0	10	0	13
	Cases	0	1	0	1	0	0	4	0	6
0112212 SOLC SEXUAL ABUSE, 1ST DEGREE, VICTIM U/12 YEARS OF AGE	Charges	0	1	0	0	0	0	0	0	1
	Cases	0	1	0	0	0	0	0	0	1
0360520 *OBS* INCEST - VICTIM U/12 YOA OR SERIOUS PHYSICAL INJURY	Charges	0	0	0	1	0	0	0	0	1
	Cases	0	0	0	1	0	0	0	0	1
0360550 INCEST - FORCIBLE COMPULSION/INCAPABLE OF OR W/OUT CONSENT	Charges	0	0	0	0	0	0	1	0	1
	Cases	0	0	0	0	0	0	1	0	1
0360570 INCEST - WITH PERSON LESS THAN 12 YEARS OF AGE	Charges	0	0	0	0	0	0	2	0	2
	Cases	0	0	0	0	0	0	2	0	2
0372180 USE OF A MINOR U/16 IN A SEX PERFORMANCE	Charges	0	0	0	0	0	0	1	0	1

Considerations:

* These statistics represent a snapshot in time.

* A case may consist of one or multiple charges. The distinct count on cases counts the case only once.

* Counts of cases do not necessarily represent counts of unique individuals.

Data Source: CourtNet

Query Date: 5/23/2025

Page 123 of 185

**Specified Charges Disposed
(1/1/2024-12/31/2024) All Counties**

		Cases	0	0	0	0	0	0	1	0	1
	0381100 UNLAWFUL TRANSACTION W/MINOR 1ST DEG ILL SEX ACT, U/18	Charges	0	0	0	0	0	0	2	0	2
		Cases	0	0	0	0	0	0	2	0	2
	0381120 UNLAWFUL TRANSACTION W/MINOR 1ST DEG ILL SEX ACT, U/16	Charges	0	0	0	1	0	0	0	0	1
		Cases	0	0	0	1	0	0	0	0	1
	County Total	Charges	0	3	0	5	0	0	50	1	59
		Cases	0	2	0	1	0	0	20	1	24
CLARK	0017100 SEXUAL MISCONDUCT	Charges	0	0	0	0	0	0	0	1	1
		Cases	0	0	0	0	0	0	0	1	1
	0109900 RAPE, 1ST DEGREE	Charges	0	0	0	1	0	0	0	0	1
		Cases	0	0	0	1	0	0	0	0	1
	0111650 RAPE, 3RD DEGREE	Charges	0	0	0	0	0	0	3	1	4
		Cases	0	0	0	0	0	0	2	1	3
	0112050 SODOMY, 3RD DEGREE	Charges	0	0	0	0	0	0	0	1	1
		Cases	0	0	0	0	0	0	0	1	1
	0112200 SEXUAL ABUSE, 1ST DEGREE	Charges	0	0	0	0	0	0	1	1	2
		Cases	0	0	0	0	0	0	1	1	2
	0360500 INCEST	Charges	0	0	0	0	0	0	1	0	1
		Cases	0	0	0	0	0	0	1	0	1
	0381120 UNLAWFUL TRANSACTION W/MINOR 1ST DEG ILL SEX ACT, U/16	Charges	0	0	0	0	0	0	0	2	2
		Cases	0	0	0	0	0	0	0	2	2
	County Total	Charges	0	0	0	1	0	0	5	6	12
		Cases	0	0	0	1	0	0	4	3	8
CLAY	0017090 SEXUAL ABUSE - 3RD DEGREE	Charges	0	0	1	0	0	0	0	0	1
		Cases	0	0	1	0	0	0	0	0	1
	0109900 RAPE, 1ST DEGREE	Charges	0	0	0	1	0	0	0	0	1

Considerations:

* These statistics represent a snapshot in time.

* A case may consist of one or multiple charges. The distinct count on cases counts the case only once.

* Counts of cases do not necessarily represent counts of unique individuals.

Data Source: CourtNet

Query Date: 5/23/2025

Page 124 of 185

**Specified Charges Disposed
(1/1/2024-12/31/2024) All Counties**

		Cases	0	0	0	1	0	0	0	0	1
	0109940 RAPE, 1ST DEGREE - INCAPABLE OF CONSENT/PHYSICALLY HELPLESS	Charges	0	0	0	1	0	0	0	0	1
		Cases	0	0	0	1	0	0	0	0	1
	0112200 SEXUAL ABUSE, 1ST DEGREE	Charges	0	0	0	1	0	0	1	0	2
		Cases	0	0	0	1	0	0	1	0	2
	0112210 SEXUAL ABUSE, 1ST DEGREE, VICTIM U/12 YEARS OF AGE	Charges	0	0	0	0	0	0	1	0	1
		Cases	0	0	0	0	0	0	1	0	1
	0360500 INCEST	Charges	0	0	0	1	0	0	0	0	1
		Cases	0	0	0	1	0	0	0	0	1
	County Total	Charges	0	0	1	4	0	0	2	0	7
		Cases	0	0	1	3	0	0	2	0	6
CLINTON	0017090 SEXUAL ABUSE - 3RD DEGREE	Charges	0	0	0	1	0	0	0	0	1
		Cases	0	0	0	1	0	0	0	0	1
	0111650 RAPE, 3RD DEGREE	Charges	0	0	0	0	0	0	1	0	1
		Cases	0	0	0	0	0	0	1	0	1
	0111860 SODOMY, 1ST DEGREE, VICTIM U/12 YEARS OF AGE	Charges	0	0	0	0	0	0	0	1	1
		Cases	0	0	0	0	0	0	0	1	1
	0112200 SEXUAL ABUSE, 1ST DEGREE	Charges	0	0	0	1	0	0	0	0	1
		Cases	0	0	0	1	0	0	0	0	1
	0112210 SEXUAL ABUSE, 1ST DEGREE, VICTIM U/12 YEARS OF AGE	Charges	0	0	0	0	0	0	0	1	1
		Cases	0	0	0	0	0	0	0	1	1
	0381120 UNLAWFUL TRANSACTION W/MINOR 1ST DEG ILL SEX ACT, U/16	Charges	0	0	0	0	0	0	1	0	1
		Cases	0	0	0	0	0	0	1	0	1
	County Total	Charges	0	0	0	2	0	0	2	2	6
		Cases	0	0	0	2	0	0	1	1	4
CRITTENDEN	0017100 SEXUAL MISCONDUCT	Charges	0	0	0	0	1	0	0	0	1

Considerations:

* These statistics represent a snapshot in time.

* A case may consist of one or multiple charges. The distinct count on cases counts the case only once.

* Counts of cases do not necessarily represent counts of unique individuals.

Data Source: CourtNet

Query Date: 5/23/2025

Page 125 of 185

**Specified Charges Disposed
(1/1/2024-12/31/2024) All Counties**

CUMBERLAND		Cases	0	0	0	0	1	0	0	0	1
	0112200 SEXUAL ABUSE, 1ST DEGREE	Charges	0	0	0	0	0	0	1	0	1
		Cases	0	0	0	0	0	0	1	0	1
	County Total	Charges	0	0	0	0	1	0	1	0	2
		Cases	0	0	0	0	1	0	1	0	2
	0017100 SEXUAL MISCONDUCT	Charges	0	0	12	0	0	0	0	0	12
		Cases	0	0	1	0	0	0	0	0	1
	0109900 RAPE, 1ST DEGREE	Charges	0	0	0	0	0	0	1	0	1
		Cases	0	0	0	0	0	0	1	0	1
	0111620 RAPE-2ND DEGREE-NO FORCE	Charges	0	0	0	0	0	0	1	0	1
		Cases	0	0	0	0	0	0	1	0	1
	0112220 SEXUAL ABUSE, 2ND DEGREE	Charges	0	12	0	0	0	0	0	0	12
		Cases	0	1	0	0	0	0	0	0	1
	County Total	Charges	0	12	12	0	0	0	2	0	26
		Cases	0	1	1	0	0	0	2	0	3
DAVISS	0017090 SEXUAL ABUSE - 3RD DEGREE	Charges	0	1	0	1	0	0	1	0	3
		Cases	0	1	0	1	0	0	1	0	3
	0017100 SEXUAL MISCONDUCT	Charges	0	0	0	2	0	0	0	0	2
		Cases	0	0	0	1	0	0	0	0	1
	0109900 RAPE, 1ST DEGREE	Charges	0	0	0	0	0	0	4	0	4
		Cases	0	0	0	0	0	0	3	0	3
	0109940 RAPE, 1ST DEGREE - INCAPABLE OF CONSENT/PHYSICALLY HELPLESS	Charges	0	0	0	0	0	0	1	0	1
		Cases	0	0	0	0	0	0	1	0	1
	0109960 RAPE, 1ST DEGREE, VICTIM U/12 YEARS OF AGE	Charges	0	0	0	0	0	0	1	0	1
		Cases	0	0	0	0	0	0	1	0	1
	0111650 RAPE, 3RD DEGREE	Charges	0	0	0	0	0	0	3	0	3
		Cases	0	0	0	0	0	0	3	0	3

Considerations:

* These statistics represent a snapshot in time.

* A case may consist of one or multiple charges. The distinct count on cases counts the case only once.

* Counts of cases do not necessarily represent counts of unique individuals.

Data Source: CourtNet

Query Date: 5/23/2025

Page 126 of 185

**Specified Charges Disposed
(1/1/2024-12/31/2024) All Counties**

		Cases	0	0	0	0	0	0	3	0	3
	0111800 SODOMY, 1ST DEGREE	Charges	0	0	0	0	0	0	3	0	3
		Cases	0	0	0	0	0	0	2	0	2
	0111860 SODOMY, 1ST DEGREE, VICTIM U/12 YEARS OF AGE	Charges	0	0	0	0	0	0	5	0	5
		Cases	0	0	0	0	0	0	3	0	3
	0112200 SEXUAL ABUSE, 1ST DEGREE	Charges	0	0	0	0	0	0	3	0	3
		Cases	0	0	0	0	0	0	3	0	3
	0112210 SEXUAL ABUSE, 1ST DEGREE, VICTIM U/12 YEARS OF AGE	Charges	0	0	0	0	0	0	4	0	4
		Cases	0	0	0	0	0	0	4	0	4
	0112220 SEXUAL ABUSE, 2ND DEGREE	Charges	0	0	1	0	0	0	0	0	1
		Cases	0	0	1	0	0	0	0	0	1
	0360550 INCEST - FORCIBLE COMPULSION/INCAPABLE OF OR W/OUT CONSENT	Charges	0	0	0	0	0	0	1	0	1
		Cases	0	0	0	0	0	0	1	0	1
	0372180 USE OF A MINOR U/16 IN A SEX PERFORMANCE	Charges	0	0	0	0	0	0	4	0	4
		Cases	0	0	0	0	0	0	1	0	1
	County Total	Charges	0	1	1	3	0	0	30	0	35
		Cases	0	1	1	2	0	0	16	0	19
ELLIOTT	0017100 SEXUAL MISCONDUCT	Charges	0	0	1	0	0	0	0	0	1
		Cases	0	0	1	0	0	0	0	0	1
	0112220 SEXUAL ABUSE, 2ND DEGREE	Charges	0	1	0	0	0	0	0	0	1
		Cases	0	1	0	0	0	0	0	0	1
	County Total	Charges	0	1	1	0	0	0	0	0	2
		Cases	0	1	1	0	0	0	0	0	1
ESTILL	0112200 SEXUAL ABUSE, 1ST DEGREE	Charges	0	0	0	0	0	0	1	0	1
		Cases	0	0	0	0	0	0	1	0	1
	0112201 ATT SEXUAL ABUSE, 1ST DEGREE	Charges	0	0	0	1	0	0	0	0	1

Considerations:

* These statistics represent a snapshot in time.

* A case may consist of one or multiple charges. The distinct count on cases counts the case only once.

* Counts of cases do not necessarily represent counts of unique individuals.

Data Source: CourtNet

Query Date: 5/23/2025

Page 127 of 185

**Specified Charges Disposed
(1/1/2024-12/31/2024) All Counties**

		Cases	0	0	0	1	0	0	0	0	1
	County Total	Charges	0	0	0	1	0	0	1	0	2
		Cases	0	0	0	1	0	0	1	0	2
FAYETTE	0017090 SEXUAL ABUSE - 3RD DEGREE	Charges	0	2	6	3	0	0	0	1	12
		Cases	0	2	5	3	0	0	0	1	11
	0109900 RAPE, 1ST DEGREE	Charges	0	2	0	6	0	0	9	0	17
		Cases	0	2	0	5	0	0	9	0	16
	0109901 ATT RAPE, 1ST DEGREE	Charges	0	0	0	0	0	0	2	0	2
		Cases	0	0	0	0	0	0	2	0	2
	0109920 RAPE, 1ST DEGREE - DOMESTIC VIOLENCE	Charges	0	0	0	0	0	0	1	0	1
		Cases	0	0	0	0	0	0	1	0	1
	0109940 RAPE, 1ST DEGREE - INCAPABLE OF CONSENT/PHYSICALLY HELPLESS	Charges	0	0	0	1	0	0	2	0	3
		Cases	0	0	0	1	0	0	2	0	3
	0109960 RAPE, 1ST DEGREE, VICTIM U/12 YEARS OF AGE	Charges	0	0	0	3	0	0	3	0	6
		Cases	0	0	0	2	0	0	2	0	3
	0111620 RAPE-2ND DEGREE-NO FORCE	Charges	0	0	0	0	0	0	2	0	2
		Cases	0	0	0	0	0	0	2	0	2
	0111650 RAPE, 3RD DEGREE	Charges	0	0	0	1	0	0	7	0	8
		Cases	0	0	0	1	0	0	5	0	6
	0111800 SODOMY, 1ST DEGREE	Charges	0	0	0	2	0	0	7	0	9
		Cases	0	0	0	2	0	0	7	0	9
	0111860 SODOMY, 1ST DEGREE, VICTIM U/12 YEARS OF AGE	Charges	0	0	0	0	0	0	2	0	2
		Cases	0	0	0	0	0	0	2	0	2
	0112050 SODOMY, 3RD DEGREE	Charges	0	0	0	0	0	0	3	0	3
		Cases	0	0	0	0	0	0	3	0	3
	0112200 SEXUAL ABUSE, 1ST DEGREE	Charges	0	2	0	9	0	0	17	1	29
		Cases	0	1	0	6	0	0	13	1	21

Considerations:

- * These statistics represent a snapshot in time.
- * A case may consist of one or multiple charges. The distinct count on cases counts the case only once.
- * Counts of cases do not necessarily represent counts of unique individuals.

**Specified Charges Disposed
(1/1/2024-12/31/2024) All Counties**

	0112210 SEXUAL ABUSE, 1ST DEGREE, VICTIM U/12 YEARS OF AGE	Charges	0	0	0	1	0	0	13	0	14
		Cases	0	0	0	1	0	0	8	0	9
	0372180 USE OF A MINOR U/16 IN A SEX PERFORMANCE	Charges	0	0	0	7	0	0	4	0	11
		Cases	0	0	0	1	0	0	1	0	2
	0381120 UNLAWFUL TRANSACTION W/MINOR 1ST DEG ILL SEX ACT, U/16	Charges	0	0	0	0	0	0	15	0	15
		Cases	0	0	0	0	0	0	4	0	4
	County Total	Charges	0	6	6	33	0	0	87	2	134
		Cases	0	5	5	20	0	0	41	2	69
	FLEMING 0112220 SEXUAL ABUSE, 2ND DEGREE	Charges	0	1	2	0	0	0	0	0	3
		Cases	0	1	1	0	0	0	0	0	2
FRANKLIN	County Total	Charges	0	1	2	0	0	0	0	0	3
		Cases	0	1	1	0	0	0	0	0	2
	0017090 SEXUAL ABUSE - 3RD DEGREE	Charges	1	1	0	0	0	0	0	0	2
		Cases	1	1	0	0	0	0	0	0	2
	0109900 RAPE, 1ST DEGREE	Charges	0	0	0	0	0	0	2	0	2
		Cases	0	0	0	0	0	0	2	0	2
	0109920 RAPE, 1ST DEGREE - DOMESTIC VIOLENCE	Charges	0	1	0	0	0	0	0	0	1
		Cases	0	1	0	0	0	0	0	0	1
	0111800 SODOMY, 1ST DEGREE	Charges	0	0	0	0	0	0	3	0	3
		Cases	0	0	0	0	0	0	2	0	2
	0111860 SODOMY, 1ST DEGREE, VICTIM U/12 YEARS OF AGE	Charges	0	0	0	1	0	0	2	0	3
		Cases	0	0	0	1	0	0	1	0	2
	0112200 SEXUAL ABUSE, 1ST DEGREE	Charges	0	0	0	1	0	0	2	0	3
		Cases	0	0	0	1	0	0	2	0	3
	0112201 ATT SEXUAL ABUSE, 1ST DEGREE	Charges	0	0	0	1	0	0	0	0	1
		Cases	0	0	0	1	0	0	0	0	1

Considerations:

* These statistics represent a snapshot in time.

* A case may consist of one or multiple charges. The distinct count on cases counts the case only once.

* Counts of cases do not necessarily represent counts of unique individuals.

Data Source: CourtNet

Query Date: 5/23/2025

Page 129 of 185

**Specified Charges Disposed
(1/1/2024-12/31/2024) All Counties**

	0112210 SEXUAL ABUSE, 1ST DEGREE, VICTIM U/12 YEARS OF AGE	Charges	0	0	0	1	0	0	5	0	6
		Cases	0	0	0	1	0	0	2	0	3
	0112220 SEXUAL ABUSE, 2ND DEGREE	Charges	0	0	0	0	0	0	1	0	1
		Cases	0	0	0	0	0	0	1	0	1
	0360560 INCEST - PERSON LESS THAN 18 BY PERSON 3 OR MORE YRS OLDER	Charges	0	0	0	0	0	0	1	0	1
		Cases	0	0	0	0	0	0	1	0	1
	0360570 INCEST - WITH PERSON LESS THAN 12 YEARS OF AGE	Charges	0	0	0	1	0	0	0	0	1
		Cases	0	0	0	1	0	0	0	0	1
	0381120 UNLAWFUL TRANSACTION W/MINOR 1ST DEG ILL SEX ACT, U/16	Charges	0	0	0	4	0	0	11	0	15
		Cases	0	0	0	2	0	0	4	0	5
	County Total	Charges	1	2	0	9	0	0	27	0	39
		Cases	1	2	0	4	0	0	8	0	13
FULTON	0111800 SODOMY, 1ST DEGREE	Charges	0	0	0	0	0	0	1	0	1
		Cases	0	0	0	0	0	0	1	0	1
	0112210 SEXUAL ABUSE, 1ST DEGREE, VICTIM U/12 YEARS OF AGE	Charges	0	0	0	0	0	0	1	0	1
		Cases	0	0	0	0	0	0	1	0	1
	0381100 UNLAWFUL TRANSACTION W/MINOR 1ST DEG ILL SEX ACT, U/18	Charges	0	0	0	0	0	0	2	0	2
		Cases	0	0	0	0	0	0	2	0	2
	0381120 UNLAWFUL TRANSACTION W/MINOR 1ST DEG ILL SEX ACT, U/16	Charges	0	0	0	0	0	0	2	0	2
		Cases	0	0	0	0	0	0	2	0	2
	County Total	Charges	0	0	0	0	0	0	6	0	6
		Cases	0	0	0	0	0	0	5	0	5
GALLATIN	0017090 SEXUAL ABUSE - 3RD DEGREE	Charges	0	0	1	3	0	0	0	0	4
		Cases	0	0	1	3	0	0	0	0	4
	0017100 SEXUAL MISCONDUCT	Charges	0	0	0	0	0	0	1	0	1
		Cases	0	0	0	0	0	0	1	0	1

Considerations:

* These statistics represent a snapshot in time.

* A case may consist of one or multiple charges. The distinct count on cases counts the case only once.

* Counts of cases do not necessarily represent counts of unique individuals.

Data Source: CourtNet

Query Date: 5/23/2025

Page 130 of 185

**Specified Charges Disposed
(1/1/2024-12/31/2024) All Counties**

	0109900 RAPE, 1ST DEGREE	Charges	0	0	0	0	0	0	1	0	1
		Cases	0	0	0	0	0	0	1	0	1
	0112050 SODOMY, 3RD DEGREE	Charges	0	0	0	0	0	0	1	0	1
		Cases	0	0	0	0	0	0	1	0	1
	0112200 SEXUAL ABUSE, 1ST DEGREE	Charges	0	0	0	0	0	0	1	0	1
		Cases	0	0	0	0	0	0	1	0	1
	County Total	Charges	0	0	1	3	0	0	4	0	8
		Cases	0	0	1	3	0	0	2	0	6
	GARRARD	0112200 SEXUAL ABUSE, 1ST DEGREE	Charges	0	0	0	1	0	0	0	1
			Cases	0	0	0	1	0	0	0	1
		0112201 ATT SEXUAL ABUSE, 1ST DEGREE	Charges	0	0	0	1	0	0	0	1
			Cases	0	0	0	1	0	0	0	1
		County Total	Charges	0	0	0	2	0	0	0	2
			Cases	0	0	0	1	0	0	0	1
GRAVES	0109900 RAPE, 1ST DEGREE	Charges	0	0	0	0	0	0	3	0	3
		Cases	0	0	0	0	0	0	3	0	3
	0111620 RAPE-2ND DEGREE-NO FORCE	Charges	0	0	0	0	0	0	1	0	1
		Cases	0	0	0	0	0	0	1	0	1
	0111650 RAPE, 3RD DEGREE	Charges	0	0	0	1	0	0	2	0	3
		Cases	0	0	0	1	0	0	2	0	3
	0111800 SODOMY, 1ST DEGREE	Charges	0	0	0	0	0	0	1	0	1
		Cases	0	0	0	0	0	0	1	0	1
	0112020 SODOMY-2ND DEGREE	Charges	0	0	0	0	0	0	4	0	4
		Cases	0	0	0	0	0	0	2	0	2
	0112050 SODOMY, 3RD DEGREE	Charges	0	0	0	0	0	0	1	0	1
		Cases	0	0	0	0	0	0	1	0	1

Considerations:

* These statistics represent a snapshot in time.

* A case may consist of one or multiple charges. The distinct count on cases counts the case only once.

* Counts of cases do not necessarily represent counts of unique individuals.

Data Source: CourtNet

Query Date: 5/23/2025

Page 131 of 185

**Specified Charges Disposed
(1/1/2024-12/31/2024) All Counties**

	0112200 SEXUAL ABUSE, 1ST DEGREE	Charges	0	0	0	1	0	0	83	0	84
		Cases	0	0	0	1	0	0	4	0	5
	0112210 SEXUAL ABUSE, 1ST DEGREE, VICTIM U/12 YEARS OF AGE	Charges	0	0	0	0	0	0	79	0	79
		Cases	0	0	0	0	0	0	2	0	2
	0360560 INCEST - PERSON LESS THAN 18 BY PERSON 3 OR MORE YRS OLDER	Charges	0	0	0	0	0	0	2	0	2
		Cases	0	0	0	0	0	0	1	0	1
	0360570 INCEST - WITH PERSON LESS THAN 12 YEARS OF AGE	Charges	0	0	0	0	0	0	2	0	2
		Cases	0	0	0	0	0	0	1	0	1
	0372200 USE OF MINOR UNDER 18 IN A SEXUAL PERFORMANCE	Charges	0	0	0	0	0	0	1	0	1
		Cases	0	0	0	0	0	0	1	0	1
	0381100 UNLAWFUL TRANSACTION W/MINOR 1ST DEG ILL SEX ACT, U/18	Charges	0	0	0	0	0	0	1	0	1
		Cases	0	0	0	0	0	0	1	0	1
	0381120 UNLAWFUL TRANSACTION W/MINOR 1ST DEG ILL SEX ACT, U/16	Charges	0	0	0	0	0	0	5	0	5
		Cases	0	0	0	0	0	0	4	0	4
	County Total	Charges	0	0	0	2	0	0	185	0	187
		Cases	0	0	0	2	0	0	14	0	16
GRAYSON	0109930 RAPE, 1ST DEGREE - DOMESTIC VIOLENCE W/SERIOUS PHYSICAL INJU	Charges	0	0	0	0	0	0	1	0	1
		Cases	0	0	0	0	0	0	1	0	1
	0111650 RAPE, 3RD DEGREE	Charges	0	0	0	0	0	0	2	0	2
		Cases	0	0	0	0	0	0	2	0	2
	0111860 SODOMY, 1ST DEGREE, VICTIM U/12 YEARS OF AGE	Charges	0	0	0	0	0	0	1	0	1
		Cases	0	0	0	0	0	0	1	0	1
	0112050 SODOMY, 3RD DEGREE	Charges	0	0	0	0	0	0	1	0	1
		Cases	0	0	0	0	0	0	1	0	1
	0112200 SEXUAL ABUSE, 1ST DEGREE	Charges	0	0	0	0	0	0	1	0	1
		Cases	0	0	0	0	0	0	1	0	1

Considerations:

* These statistics represent a snapshot in time.

* A case may consist of one or multiple charges. The distinct count on cases counts the case only once.

* Counts of cases do not necessarily represent counts of unique individuals.

Data Source: CourtNet

Query Date: 5/23/2025

Page 132 of 185

**Specified Charges Disposed
(1/1/2024-12/31/2024) All Counties**

	0112210 SEXUAL ABUSE, 1ST DEGREE, VICTIM U/12 YEARS OF AGE	Charges	0	0	0	0	0	0	4	0	4
		Cases	0	0	0	0	0	0	2	0	2
	County Total	Charges	0	0	0	0	0	0	10	0	10
		Cases	0	0	0	0	0	0	5	0	5
GREEN	0109920 RAPE, 1ST DEGREE - DOMESTIC VIOLENCE	Charges	0	0	0	0	0	0	0	1	1
		Cases	0	0	0	0	0	0	0	1	1
	0111800 SODOMY, 1ST DEGREE	Charges	0	0	0	0	0	0	1	0	1
		Cases	0	0	0	0	0	0	1	0	1
	0111820 SODOMY, 1ST DEGREE, DOMESTIC VIOLENCE	Charges	0	0	0	0	0	0	0	1	1
		Cases	0	0	0	0	0	0	0	1	1
	0112020 SODOMY-2ND DEGREE	Charges	0	1	0	0	0	0	0	0	1
		Cases	0	1	0	0	0	0	0	0	1
	0112200 SEXUAL ABUSE, 1ST DEGREE	Charges	0	4	0	0	0	0	6	0	10
		Cases	0	1	0	0	0	0	1	0	1
	0360560 INCEST - PERSON LESS THAN 18 BY PERSON 3 OR MORE YRS OLDER	Charges	0	0	0	0	0	0	1	0	1
		Cases	0	0	0	0	0	0	1	0	1
	0381120 UNLAWFUL TRANSACTION W/MINOR 1ST DEG ILL SEX ACT, U/16	Charges	0	0	0	0	0	0	4	0	4
		Cases	0	0	0	0	0	0	1	0	1
	County Total	Charges	0	5	0	0	0	0	12	2	19
		Cases	0	1	0	0	0	0	1	1	2
GREENUP	0109900 RAPE, 1ST DEGREE	Charges	0	0	0	0	0	0	1	0	1
		Cases	0	0	0	0	0	0	1	0	1
	0109950 RAPE, 1ST - INCAP OF CONSENT/PHYS HELPLESS/SERIOUS INJURY	Charges	0	0	0	0	0	0	1	0	1
		Cases	0	0	0	0	0	0	1	0	1
	0111620 RAPE-2ND DEGREE-NO FORCE	Charges	0	0	0	0	0	0	1	0	1
		Cases	0	0	0	0	0	0	0	0	0

Considerations:

* These statistics represent a snapshot in time.

* A case may consist of one or multiple charges. The distinct count on cases counts the case only once.

* Counts of cases do not necessarily represent counts of unique individuals.

Data Source: CourtNet

Query Date: 5/23/2025

Page 133 of 185

**Specified Charges Disposed
(1/1/2024-12/31/2024) All Counties**

		Cases	0	0	0	0	0	0	1	0	1
	0112020 SODOMY-2ND DEGREE	Charges	0	0	0	0	0	0	1	0	1
		Cases	0	0	0	0	0	0	1	0	1
	0112200 SEXUAL ABUSE, 1ST DEGREE	Charges	0	0	0	0	0	0	23	0	23
		Cases	0	0	0	0	0	0	2	0	2
	0381100 UNLAWFUL TRANSACTION W/MINOR 1ST DEG ILL SEX ACT, U/18	Charges	0	0	0	0	0	0	2	0	2
		Cases	0	0	0	0	0	0	1	0	1
	County Total	Charges	0	0	0	0	0	0	29	0	29
		Cases	0	0	0	0	0	0	4	0	4
HARDIN	0017090 SEXUAL ABUSE - 3RD DEGREE	Charges	0	1	1	1	0	0	0	0	3
		Cases	0	1	1	1	0	0	0	0	3
	0017100 SEXUAL MISCONDUCT	Charges	0	0	1	0	0	0	0	0	1
		Cases	0	0	1	0	0	0	0	0	1
	0109900 RAPE, 1ST DEGREE	Charges	0	1	0	0	0	0	0	0	1
		Cases	0	1	0	0	0	0	0	0	1
	0111610 RAPE, 2ND DEGREE (MENTALLY INCAPACITATED)	Charges	0	1	0	0	0	0	0	0	1
		Cases	0	1	0	0	0	0	0	0	1
	0111620 RAPE-2ND DEGREE-NO FORCE	Charges	0	0	0	1	0	0	1	0	2
		Cases	0	0	0	1	0	0	1	0	2
	0111650 RAPE, 3RD DEGREE	Charges	0	0	0	1	0	0	2	0	3
		Cases	0	0	0	1	0	0	2	0	3
	0111800 SODOMY, 1ST DEGREE	Charges	0	0	0	0	0	0	1	0	1
		Cases	0	0	0	0	0	0	1	0	1
	0112020 SODOMY-2ND DEGREE	Charges	0	0	0	1	0	0	0	0	1
		Cases	0	0	0	1	0	0	0	0	1
	0112050 SODOMY, 3RD DEGREE	Charges	0	0	0	2	0	0	1	0	3
		Cases	0	0	0	2	0	0	1	0	3

Considerations:

- * These statistics represent a snapshot in time.
- * A case may consist of one or multiple charges. The distinct count on cases counts the case only once.
- * Counts of cases do not necessarily represent counts of unique individuals.

**Specified Charges Disposed
(1/1/2024-12/31/2024) All Counties**

	0112200 SEXUAL ABUSE, 1ST DEGREE	Charges	0	0	0	1	0	0	0	0	1
		Cases	0	0	0	1	0	0	0	0	1
	0112210 SEXUAL ABUSE, 1ST DEGREE, VICTIM U/12 YEARS OF AGE	Charges	0	0	0	0	0	0	2	0	2
		Cases	0	0	0	0	0	0	2	0	2
	County Total	Charges	0	3	2	7	0	0	7	0	19
		Cases	0	2	2	5	0	0	7	0	15
HARLAN	0017090 SEXUAL ABUSE - 3RD DEGREE	Charges	0	0	0	1	0	0	0	0	1
		Cases	0	0	0	1	0	0	0	0	1
	0017100 SEXUAL MISCONDUCT	Charges	0	0	1	0	0	0	0	0	1
		Cases	0	0	1	0	0	0	0	0	1
	0109960 RAPE, 1ST DEGREE, VICTIM U/12 YEARS OF AGE	Charges	0	0	0	0	0	0	1	0	1
		Cases	0	0	0	0	0	0	1	0	1
	0111800 SODOMY, 1ST DEGREE	Charges	0	0	0	0	0	0	0	1	1
		Cases	0	0	0	0	0	0	0	1	1
	0111860 SODOMY, 1ST DEGREE, VICTIM U/12 YEARS OF AGE	Charges	0	0	0	0	0	0	1	0	1
		Cases	0	0	0	0	0	0	1	0	1
	0112200 SEXUAL ABUSE, 1ST DEGREE	Charges	0	0	0	0	0	0	0	1	1
		Cases	0	0	0	0	0	0	0	1	1
	0112210 SEXUAL ABUSE, 1ST DEGREE, VICTIM U/12 YEARS OF AGE	Charges	0	0	0	3	0	0	0	0	3
		Cases	0	0	0	1	0	0	0	0	1
	County Total	Charges	0	0	1	4	0	0	2	2	9
		Cases	0	0	1	2	0	0	1	1	5
HARRISON	0017090 SEXUAL ABUSE - 3RD DEGREE	Charges	0	0	0	1	0	0	0	0	1
		Cases	0	0	0	1	0	0	0	0	1
	County Total	Charges	0	0	0	1	0	0	0	0	1
		Cases	0	0	0	1	0	0	0	0	1

Considerations:

* These statistics represent a snapshot in time.

* A case may consist of one or multiple charges. The distinct count on cases counts the case only once.

* Counts of cases do not necessarily represent counts of unique individuals.

Data Source: CourtNet

Query Date: 5/23/2025

Page 135 of 185

Specified Charges Disposed
(1/1/2024-12/31/2024) All Counties

HART	0109900 RAPE, 1ST DEGREE	Charges	0	0	0	0	0	0	2	0	2
		Cases	0	0	0	0	0	0	1	0	1
	0112201 ATT SEXUAL ABUSE, 1ST DEGREE	Charges	0	0	1	0	0	0	0	0	1
		Cases	0	0	1	0	0	0	0	0	1
	0112220 SEXUAL ABUSE, 2ND DEGREE	Charges	0	0	0	1	0	0	0	0	1
		Cases	0	0	0	1	0	0	0	0	1
	County Total	Charges	0	0	1	1	0	0	2	0	4
		Cases	0	0	1	1	0	0	1	0	3
	0017090 SEXUAL ABUSE - 3RD DEGREE	Charges	0	2	0	0	0	0	0	0	2
		Cases	0	2	0	0	0	0	0	0	2
HENDERSON	0017120 SEXUAL MISCONDUCT-SPOUSE	Charges	0	0	1	0	0	0	0	0	1
		Cases	0	0	1	0	0	0	0	0	1
	0109900 RAPE, 1ST DEGREE	Charges	0	0	0	0	0	0	1	0	1
		Cases	0	0	0	0	0	0	1	0	1
	0111650 RAPE, 3RD DEGREE	Charges	0	1	0	0	0	0	0	0	1
		Cases	0	1	0	0	0	0	0	0	1
	0111860 SODOMY, 1ST DEGREE, VICTIM U/12 YEARS OF AGE	Charges	0	0	0	0	0	0	1	0	1
		Cases	0	0	0	0	0	0	1	0	1
	0112200 SEXUAL ABUSE, 1ST DEGREE	Charges	0	0	0	0	0	0	1	0	1
		Cases	0	0	0	0	0	0	1	0	1
	0112210 SEXUAL ABUSE, 1ST DEGREE, VICTIM U/12 YEARS OF AGE	Charges	0	0	0	0	0	0	4	0	4
		Cases	0	0	0	0	0	0	1	0	1
	County Total	Charges	0	3	1	0	0	0	7	0	11
		Cases	0	3	1	0	0	0	3	0	6
HENRY	0109900 RAPE, 1ST DEGREE	Charges	0	0	0	0	0	0	1	0	1
		Cases	0	0	0	0	0	0	1	0	1

Considerations:

- * These statistics represent a snapshot in time.
- * A case may consist of one or multiple charges. The distinct count on cases counts the case only once.
- * Counts of cases do not necessarily represent counts of unique individuals.

**Specified Charges Disposed
(1/1/2024-12/31/2024) All Counties**

	0111650 RAPE, 3RD DEGREE	Charges	0	0	0	0	0	0	1	0	1
		Cases	0	0	0	0	0	0	1	0	1
	0112210 SEXUAL ABUSE, 1ST DEGREE, VICTIM U/12 YEARS OF AGE	Charges	0	0	0	0	0	0	2	0	2
		Cases	0	0	0	0	0	0	1	0	1
	County Total	Charges	0	0	0	0	0	0	4	0	4
		Cases	0	0	0	0	0	0	3	0	3
	HICKMAN 0109960 RAPE, 1ST DEGREE, VICTIM U/12 YEARS OF AGE	Charges	0	0	0	0	0	0	1	0	1
		Cases	0	0	0	0	0	0	1	0	1
	0112210 SEXUAL ABUSE, 1ST DEGREE, VICTIM U/12 YEARS OF AGE	Charges	0	0	0	4	0	0	0	0	4
		Cases	0	0	0	1	0	0	0	0	1
	0372180 USE OF A MINOR U/16 IN A SEX PERFORMANCE	Charges	0	0	0	3	0	0	0	0	3
		Cases	0	0	0	1	0	0	0	0	1
	County Total	Charges	0	0	0	7	0	0	1	0	8
		Cases	0	0	0	1	0	0	1	0	2
HOPKINS	0017090 SEXUAL ABUSE - 3RD DEGREE	Charges	0	0	2	1	0	1	0	0	4
		Cases	0	0	2	1	0	1	0	0	4
	0017100 SEXUAL MISCONDUCT	Charges	0	0	1	0	0	0	0	0	1
		Cases	0	0	1	0	0	0	0	0	1
	0109900 RAPE, 1ST DEGREE	Charges	0	0	0	0	0	0	3	0	3
		Cases	0	0	0	0	0	0	3	0	3
	0109920 RAPE, 1ST DEGREE - DOMESTIC VIOLENCE	Charges	0	0	0	0	0	0	1	0	1
		Cases	0	0	0	0	0	0	1	0	1
	0109960 RAPE, 1ST DEGREE, VICTIM U/12 YEARS OF AGE	Charges	0	0	0	0	0	0	1	0	1
		Cases	0	0	0	0	0	0	1	0	1
	0109965 COMP RAPE, 1ST DEGREE, VICTIM U/12 YEARS OF AGE	Charges	0	0	0	0	0	0	1	0	1
		Cases	0	0	0	0	0	0	1	0	1

Considerations:

* These statistics represent a snapshot in time.

* A case may consist of one or multiple charges. The distinct count on cases counts the case only once.

* Counts of cases do not necessarily represent counts of unique individuals.

Data Source: CourtNet

Query Date: 5/23/2025

Page 137 of 185

**Specified Charges Disposed
(1/1/2024-12/31/2024) All Counties**

0111620 RAPE-2ND DEGREE-NO FORCE	Charges	0	0	0	0	0	0	4	0	4
	Cases	0	0	0	0	0	0	2	0	2
0111650 RAPE, 3RD DEGREE	Charges	0	0	0	0	0	0	3	0	3
	Cases	0	0	0	0	0	0	1	0	1
0111800 SODOMY, 1ST DEGREE	Charges	0	0	0	1	0	0	0	0	1
	Cases	0	0	0	1	0	0	0	0	1
0111860 SODOMY, 1ST DEGREE, VICTIM U/12 YEARS OF AGE	Charges	0	0	0	0	0	0	1	0	1
	Cases	0	0	0	0	0	0	1	0	1
0111865 COMP SODOMY, 1ST DEGREE, VICTIM U/12 YEARS OF AGE	Charges	0	0	0	0	0	0	1	0	1
	Cases	0	0	0	0	0	0	1	0	1
0112020 SODOMY-2ND DEGREE	Charges	0	0	0	0	0	0	3	0	3
	Cases	0	0	0	0	0	0	1	0	1
0112200 SEXUAL ABUSE, 1ST DEGREE	Charges	0	0	0	0	0	0	1	0	1
	Cases	0	0	0	0	0	0	1	0	1
0112210 SEXUAL ABUSE, 1ST DEGREE, VICTIM U/12 YEARS OF AGE	Charges	0	0	0	0	0	0	2	0	2
	Cases	0	0	0	0	0	0	2	0	2
0360500 INCEST	Charges	0	2	0	0	0	0	0	0	2
	Cases	0	2	0	0	0	0	0	0	2
0360550 INCEST - FORCIBLE COMPULSION/INCAPABLE OF OR W/OUT CONSENT	Charges	0	0	0	1	0	0	0	0	1
	Cases	0	0	0	1	0	0	0	0	1
0360570 INCEST - WITH PERSON LESS THAN 12 YEARS OF AGE	Charges	0	0	0	0	0	0	1	0	1
	Cases	0	0	0	0	0	0	1	0	1
0360575 COMP INCEST - WITH PERSON LESS THAN 12 YEARS OF AGE	Charges	0	0	0	0	0	0	1	0	1
	Cases	0	0	0	0	0	0	1	0	1
0381100 UNLAWFUL TRANSACTION W/MINOR 1ST DEG ILL SEX ACT, U/18	Charges	0	0	0	0	0	0	1	0	1
	Cases	0	0	0	0	0	0	1	0	1
0381120 UNLAWFUL TRANSACTION W/MINOR 1ST DEG ILL	Charges	0	0	0	0	0	0	3	0	3

Considerations:

* These statistics represent a snapshot in time.

* A case may consist of one or multiple charges. The distinct count on cases counts the case only once.

* Counts of cases do not necessarily represent counts of unique individuals.

Data Source: CourtNet

Query Date: 5/23/2025

Page 138 of 185

**Specified Charges Disposed
(1/1/2024-12/31/2024) All Counties**

	SEX ACT, U/16	Cases	0	0	0	0	0	0	2	0	2
	County Total	Charges	0	2	3	3	0	1	27	0	36
JACKSON		Cases	0	2	3	2	0	1	12	0	19
	0111650 RAPE, 3RD DEGREE	Charges	0	0	0	1	0	0	0	0	1
		Cases	0	0	0	1	0	0	0	0	1
	0111651 ATT RAPE, 3RD DEGREE	Charges	0	1	0	0	0	0	0	0	1
		Cases	0	1	0	0	0	0	0	0	1
	0112200 SEXUAL ABUSE, 1ST DEGREE	Charges	0	0	0	0	0	0	0	1	1
		Cases	0	0	0	0	0	0	0	1	1
	0112210 SEXUAL ABUSE, 1ST DEGREE, VICTIM U/12 YEARS OF AGE	Charges	0	1	0	1	0	0	0	0	2
		Cases	0	1	0	1	0	0	0	0	2
	0112220 SEXUAL ABUSE, 2ND DEGREE	Charges	0	0	0	0	0	0	0	2	2
		Cases	0	0	0	0	0	0	0	1	1
	0381121 ATT UNLAWFUL TRANSACTION W/MINOR 1ST DEG ILL SEX ACT, U/16	Charges	0	0	0	0	0	0	1	0	1
		Cases	0	0	0	0	0	0	1	0	1
	County Total	Charges	0	2	0	2	0	0	1	3	8
		Cases	0	2	0	2	0	0	1	1	5
JEFFERSON	0017090 SEXUAL ABUSE - 3RD DEGREE	Charges	0	2	2	2	0	0	1	0	7
		Cases	0	2	2	2	0	0	1	0	7
	0017100 SEXUAL MISCONDUCT	Charges	0	0	0	0	0	0	3	0	3
		Cases	0	0	0	0	0	0	1	0	1
	0109900 RAPE, 1ST DEGREE	Charges	0	0	0	3	0	0	10	0	13
		Cases	0	0	0	3	0	0	7	0	8
	0109920 RAPE, 1ST DEGREE - DOMESTIC VIOLENCE	Charges	0	0	0	2	0	0	3	0	5
		Cases	0	0	0	1	0	0	3	0	4
	0109940 RAPE, 1ST DEGREE - INCAPABLE OF	Charges	0	0	0	0	0	0	1	0	1

Considerations:

* These statistics represent a snapshot in time.

* A case may consist of one or multiple charges. The distinct count on cases counts the case only once.

* Counts of cases do not necessarily represent counts of unique individuals.

Data Source: CourtNet

Query Date: 5/23/2025

Page 139 of 185

**Specified Charges Disposed
(1/1/2024-12/31/2024) All Counties**

CONSENT/PHYSICALLY HELPLESS	Cases	0	0	0	0	0	0	1	0	1
0109960 RAPE, 1ST DEGREE, VICTIM U/12 YEARS OF AGE	Charges	0	2	0	5	0	0	3	0	10
	Cases	0	1	0	4	0	0	3	0	5
0111620 RAPE-2ND DEGREE-NO FORCE	Charges	0	0	0	0	0	0	2	0	2
	Cases	0	0	0	0	0	0	1	0	1
0111650 RAPE, 3RD DEGREE	Charges	0	0	0	2	0	0	6	0	8
	Cases	0	0	0	2	0	0	4	0	6
0111680 RAPE, 2ND DEGREE (INTELLECTUAL DISABILITY)	Charges	0	0	0	1	0	0	2	0	3
	Cases	0	0	0	1	0	0	2	0	3
0111800 SODOMY, 1ST DEGREE	Charges	0	0	0	1	0	0	4	0	5
	Cases	0	0	0	1	0	0	4	0	5
0111820 SODOMY, 1ST DEGREE, DOMESTIC VIOLENCE	Charges	0	0	0	2	0	0	1	0	3
	Cases	0	0	0	1	0	0	1	0	2
0111850 SODOMY,1ST -INCAPABLE OF CONSENT/PHY HELPLESS/SERIOUS INJURY	Charges	0	0	0	1	0	0	0	0	1
	Cases	0	0	0	1	0	0	0	0	1
0111860 SODOMY, 1ST DEGREE, VICTIM U/12 YEARS OF AGE	Charges	0	1	0	1	0	0	0	0	2
	Cases	0	1	0	1	0	0	0	0	2
0112050 SODOMY, 3RD DEGREE	Charges	0	0	0	0	0	0	4	0	4
	Cases	0	0	0	0	0	0	3	0	3
0112200 SEXUAL ABUSE, 1ST DEGREE	Charges	0	2	0	10	0	0	14	0	26
	Cases	0	2	0	6	0	0	7	0	14
0112210 SEXUAL ABUSE, 1ST DEGREE, VICTIM U/12 YEARS OF AGE	Charges	0	0	0	4	0	0	2	0	6
	Cases	0	0	0	1	0	0	2	0	3
0360500 INCEST	Charges	0	0	0	1	0	0	2	0	3
	Cases	0	0	0	1	0	0	2	0	3
0360550 INCEST - FORCIBLE COMPULSION/INCAPABLE OF OR W/OUT CONSENT	Charges	0	0	0	0	0	0	4	0	4
	Cases	0	0	0	0	0	0	1	0	1

Considerations:

* These statistics represent a snapshot in time.

* A case may consist of one or multiple charges. The distinct count on cases counts the case only once.

* Counts of cases do not necessarily represent counts of unique individuals.

Data Source: CourtNet

Query Date: 5/23/2025

Page 140 of 185

**Specified Charges Disposed
(1/1/2024-12/31/2024) All Counties**

JESSAMINE	0360560 INCEST - PERSON LESS THAN 18 BY PERSON 3 OR MORE YRS OLDER	Charges	0	0	0	0	0	0	1	0	1
		Cases	0	0	0	0	0	0	1	0	1
	0360570 INCEST - WITH PERSON LESS THAN 12 YEARS OF AGE	Charges	0	0	0	0	0	0	1	0	1
		Cases	0	0	0	0	0	0	1	0	1
	0372200 USE OF MINOR UNDER 18 IN A SEXUAL PERFORMANCE	Charges	0	0	0	6	0	0	0	0	6
		Cases	0	0	0	1	0	0	0	0	1
	County Total	Charges	0	7	2	41	0	0	64	0	114
		Cases	0	6	2	17	0	0	26	0	42
	0017090 SEXUAL ABUSE - 3RD DEGREE	Charges	0	1	0	1	0	0	0	0	2
		Cases	0	1	0	1	0	0	0	0	2
	0109940 RAPE, 1ST DEGREE - INCAPABLE OF CONSENT/PHYSICALLY HELPLESS	Charges	0	1	0	0	0	0	0	0	1
		Cases	0	1	0	0	0	0	0	0	1
	0109941 ATT RAPE, 1ST DEGREE - INCAPABLE OF CONSENT/PHYSICALLY HELPLESS	Charges	0	0	0	0	0	0	1	0	1
		Cases	0	0	0	0	0	0	1	0	1
	0109950 RAPE, 1ST - INCAP OF CONSENT/PHYS HELPLESS/SERIOUS INJURY	Charges	0	0	0	1	0	0	0	0	1
		Cases	0	0	0	1	0	0	0	0	1
	0111650 RAPE, 3RD DEGREE	Charges	0	0	0	4	0	0	1	0	5
		Cases	0	0	0	1	0	0	1	0	2
	0112050 SODOMY, 3RD DEGREE	Charges	0	0	0	3	0	0	1	0	4
		Cases	0	0	0	1	0	0	1	0	2
	0112200 SEXUAL ABUSE, 1ST DEGREE	Charges	0	0	0	0	0	0	1	0	1
		Cases	0	0	0	0	0	0	1	0	1
	0360500 INCEST	Charges	0	0	0	0	0	0	1	0	1
		Cases	0	0	0	0	0	0	1	0	1
	County Total	Charges	0	2	0	9	0	0	5	0	16

Considerations:

* These statistics represent a snapshot in time.

* A case may consist of one or multiple charges. The distinct count on cases counts the case only once.

* Counts of cases do not necessarily represent counts of unique individuals.

Data Source: CourtNet

Query Date: 5/23/2025

Page 141 of 185

**Specified Charges Disposed
(1/1/2024-12/31/2024) All Counties**

		Cases	0	2	0	3	0	0	4	0	8
JOHNSON	0109900 RAPE, 1ST DEGREE	Charges	0	0	0	0	0	0	1	0	1
		Cases	0	0	0	0	0	0	1	0	1
	0111620 RAPE-2ND DEGREE-NO FORCE	Charges	0	0	0	0	0	0	130	0	130
		Cases	0	0	0	0	0	0	1	0	1
	0111650 RAPE, 3RD DEGREE	Charges	0	0	0	0	0	0	70	0	70
		Cases	0	0	0	0	0	0	1	0	1
	County Total	Charges	0	0	0	0	0	0	201	0	201
		Cases	0	0	0	0	0	0	1	0	1
KENTON	0017080 *OBS* SEXUAL ABUSE - 2ND DEGREE	Charges	0	0	0	4	0	0	0	0	4
		Cases	0	0	0	1	0	0	0	0	1
	0017090 SEXUAL ABUSE - 3RD DEGREE	Charges	0	1	0	0	0	1	0	0	2
		Cases	0	1	0	0	0	1	0	0	2
	0017091 ATT SEXUAL ABUSE - 3RD DEGREE	Charges	0	0	1	0	0	0	0	0	1
		Cases	0	0	1	0	0	0	0	0	1
	0109940 RAPE, 1ST DEGREE - INCAPABLE OF CONSENT/PHYSICALLY HELPLESS	Charges	0	0	0	1	0	0	0	0	1
		Cases	0	0	0	1	0	0	0	0	1
	0111650 RAPE, 3RD DEGREE	Charges	0	1	0	1	0	0	2	0	4
		Cases	0	1	0	1	0	0	2	0	4
	0112050 SODOMY, 3RD DEGREE	Charges	0	0	0	0	0	0	1	0	1
		Cases	0	0	0	0	0	0	1	0	1
	0112200 SEXUAL ABUSE, 1ST DEGREE	Charges	0	0	0	1	0	0	0	0	1
		Cases	0	0	0	1	0	0	0	0	1
	0360500 INCEST	Charges	0	0	0	0	0	0	1	0	1
		Cases	0	0	0	0	0	0	1	0	1
	0360560 INCEST - PERSON LESS THAN 18 BY PERSON 3 OR MORE YRS OLDER	Charges	0	0	0	0	0	0	1	0	1
		Cases	0	0	0	0	0	0	1	0	1

Considerations:

* These statistics represent a snapshot in time.

* A case may consist of one or multiple charges. The distinct count on cases counts the case only once.

* Counts of cases do not necessarily represent counts of unique individuals.

Data Source: CourtNet

Query Date: 5/23/2025

Page 142 of 185

**Specified Charges Disposed
(1/1/2024-12/31/2024) All Counties**

	0381101 ATT UNLAWFUL TRANSACTION W/MINOR 1ST DEG ILL SEX ACT, U/18	Charges	0	0	0	1	0	0	0	0	1
		Cases	0	0	0	1	0	0	0	0	1
	0381120 UNLAWFUL TRANSACTION W/MINOR 1ST DEG ILL SEX ACT, U/16	Charges	0	0	0	1	0	0	0	0	1
		Cases	0	0	0	1	0	0	0	0	1
	County Total	Charges	0	2	1	9	0	1	5	0	18
		Cases	0	2	1	6	0	1	3	0	13
KNOTT	0112200 SEXUAL ABUSE, 1ST DEGREE	Charges	0	0	0	0	0	0	1	0	1
		Cases	0	0	0	0	0	0	1	0	1
	County Total	Charges	0	0	0	0	0	0	1	0	1
		Cases	0	0	0	0	0	0	1	0	1
KNOX	0017090 SEXUAL ABUSE - 3RD DEGREE	Charges	0	0	0	2	0	0	0	0	2
		Cases	0	0	0	2	0	0	0	0	2
	0109900 RAPE, 1ST DEGREE	Charges	0	0	0	1	0	0	1	0	2
		Cases	0	0	0	1	0	0	1	0	2
	0111650 RAPE, 3RD DEGREE	Charges	0	0	0	0	0	0	1	0	1
		Cases	0	0	0	0	0	0	1	0	1
	0111860 SODOMY, 1ST DEGREE, VICTIM U/12 YEARS OF AGE	Charges	0	0	0	0	0	0	1	0	1
		Cases	0	0	0	0	0	0	1	0	1
	0112050 SODOMY, 3RD DEGREE	Charges	0	0	0	0	0	0	1	0	1
		Cases	0	0	0	0	0	0	1	0	1
	0112200 SEXUAL ABUSE, 1ST DEGREE	Charges	0	0	0	0	0	0	1	0	1
		Cases	0	0	0	0	0	0	1	0	1
	0112210 SEXUAL ABUSE, 1ST DEGREE, VICTIM U/12 YEARS OF AGE	Charges	0	0	0	0	0	0	1	0	1
		Cases	0	0	0	0	0	0	1	0	1
	0112220 SEXUAL ABUSE, 2ND DEGREE	Charges	0	0	0	1	0	0	0	0	1
		Cases	0	0	0	1	0	0	0	0	1

Considerations:

* These statistics represent a snapshot in time.

* A case may consist of one or multiple charges. The distinct count on cases counts the case only once.

* Counts of cases do not necessarily represent counts of unique individuals.

Data Source: CourtNet

Query Date: 5/23/2025

Page 143 of 185

**Specified Charges Disposed
(1/1/2024-12/31/2024) All Counties**

LARUE	0372180 USE OF A MINOR U/16 IN A SEX PERFORMANCE	Charges	0	0	0	0	0	0	1	0	1
		Cases	0	0	0	0	0	0	1	0	1
	County Total	Charges	0	0	0	4	0	0	7	0	11
		Cases	0	0	0	3	0	0	3	0	6
	0111841 ATT SODOMY, 1ST DEGREE - INCAPABLE OF CONSENT/PHYSICALLY HELPLES	Charges	0	1	0	0	0	0	0	0	1
		Cases	0	1	0	0	0	0	0	0	1
	0111860 SODOMY, 1ST DEGREE, VICTIM U/12 YEARS OF AGE	Charges	0	0	0	0	0	0	1	0	1
		Cases	0	0	0	0	0	0	1	0	1
	0112210 SEXUAL ABUSE, 1ST DEGREE, VICTIM U/12 YEARS OF AGE	Charges	0	0	0	0	0	0	1	0	1
		Cases	0	0	0	0	0	0	1	0	1
LAUREL	0112211 ATT SEXUAL ABUSE, 1ST DEGREE, VICTIM U/12 YEARS OF AGE	Charges	0	1	0	0	0	0	0	0	1
		Cases	0	1	0	0	0	0	0	0	1
	0360570 INCEST - WITH PERSON LESS THAN 12 YEARS OF AGE	Charges	0	0	0	1	0	0	0	0	1
		Cases	0	0	0	1	0	0	0	0	1
	0381120 UNLAWFUL TRANSACTION W/MINOR 1ST DEG ILL SEX ACT, U/16	Charges	0	0	0	0	0	0	1	0	1
		Cases	0	0	0	0	0	0	1	0	1
	County Total	Charges	0	2	0	1	0	0	3	0	6
		Cases	0	1	0	1	0	0	2	0	2
	0017090 SEXUAL ABUSE - 3RD DEGREE	Charges	0	0	0	1	0	0	0	0	1
		Cases	0	0	0	1	0	0	0	0	1
	0109960 RAPE, 1ST DEGREE, VICTIM U/12 YEARS OF AGE	Charges	0	0	0	0	0	0	1	0	1
		Cases	0	0	0	0	0	0	1	0	1
	0112200 SEXUAL ABUSE, 1ST DEGREE	Charges	0	0	0	1	0	0	2	0	3
		Cases	0	0	0	1	0	0	2	0	3
	0112210 SEXUAL ABUSE, 1ST DEGREE, VICTIM U/12 YEARS OF AGE	Charges	0	0	0	0	0	0	4	0	4
		Cases	0	0	0	0	0	0	2	0	2

Considerations:

* These statistics represent a snapshot in time.

* A case may consist of one or multiple charges. The distinct count on cases counts the case only once.

* Counts of cases do not necessarily represent counts of unique individuals.

Data Source: CourtNet

Query Date: 5/23/2025

Page 144 of 185

**Specified Charges Disposed
(1/1/2024-12/31/2024) All Counties**

	0372180 USE OF A MINOR U/16 IN A SEX PERFORMANCE	Charges	0	0	0	0	0	0	1	0	1
		Cases	0	0	0	0	0	0	1	0	1
	0372181 ATT USE OF A MINOR U/16 IN A SEX PERFORMANCE	Charges	0	0	0	1	0	0	0	0	1
		Cases	0	0	0	1	0	0	0	0	1
	0372200 USE OF MINOR UNDER 18 IN A SEXUAL PERFORMANCE	Charges	0	0	0	0	0	0	1	0	1
		Cases	0	0	0	0	0	0	1	0	1
	0381100 UNLAWFUL TRANSACTION W/MINOR 1ST DEG ILL SEX ACT, U/18	Charges	0	0	0	0	0	0	1	0	1
		Cases	0	0	0	0	0	0	1	0	1
	County Total	Charges	0	0	0	3	0	0	10	0	13
		Cases	0	0	0	3	0	0	5	0	8
LESLIE	0112200 SEXUAL ABUSE, 1ST DEGREE	Charges	0	0	0	1	0	0	0	0	1
		Cases	0	0	0	1	0	0	0	0	1
	County Total	Charges	0	0	0	1	0	0	0	0	1
		Cases	0	0	0	1	0	0	0	0	1
LETCHER	0112200 SEXUAL ABUSE, 1ST DEGREE	Charges	0	0	0	0	0	0	4	0	4
		Cases	0	0	0	0	0	0	1	0	1
	County Total	Charges	0	0	0	0	0	0	4	0	4
		Cases	0	0	0	0	0	0	1	0	1
LEWIS	0112210 SEXUAL ABUSE, 1ST DEGREE, VICTIM U/12 YEARS OF AGE	Charges	0	0	0	0	0	0	1	0	1
		Cases	0	0	0	0	0	0	1	0	1
	0360560 INCEST - PERSON LESS THAN 18 BY PERSON 3 OR MORE YRS OLDER	Charges	0	0	0	0	0	0	1	0	1
		Cases	0	0	0	0	0	0	1	0	1
	County Total	Charges	0	0	0	0	0	0	2	0	2
		Cases	0	0	0	0	0	0	2	0	2
LINCOLN	0109920 RAPE, 1ST DEGREE - DOMESTIC VIOLENCE	Charges	0	0	0	0	0	0	0	1	1

Considerations:

* These statistics represent a snapshot in time.

* A case may consist of one or multiple charges. The distinct count on cases counts the case only once.

* Counts of cases do not necessarily represent counts of unique individuals.

Data Source: CourtNet

Query Date: 5/23/2025

Page 145 of 185

Specified Charges Disposed
(1/1/2024-12/31/2024) All Counties

		Cases	0	0	0	0	0	0	0	1	1
	0111650 RAPE, 3RD DEGREE	Charges	0	0	0	0	0	0	10	0	10
		Cases	0	0	0	0	0	0	1	0	1
	0111820 SODOMY, 1ST DEGREE, DOMESTIC VIOLENCE	Charges	0	1	0	0	0	0	0	0	1
		Cases	0	1	0	0	0	0	0	0	1
	0112050 SODOMY, 3RD DEGREE	Charges	0	1	0	0	0	0	10	0	11
		Cases	0	1	0	0	0	0	1	0	2
	0112051 ATT SODOMY, 3RD DEGREE	Charges	0	0	0	1	0	0	0	0	1
		Cases	0	0	0	1	0	0	0	0	1
	0112200 SEXUAL ABUSE, 1ST DEGREE	Charges	0	0	0	0	0	0	1	0	1
		Cases	0	0	0	0	0	0	1	0	1
	0381100 UNLAWFUL TRANSACTION W/MINOR 1ST DEG ILL SEX ACT, U/18	Charges	0	0	0	1	0	0	0	0	1
		Cases	0	0	0	1	0	0	0	0	1
	0381120 UNLAWFUL TRANSACTION W/MINOR 1ST DEG ILL SEX ACT, U/16	Charges	0	0	0	0	0	0	1	0	1
		Cases	0	0	0	0	0	0	1	0	1
	County Total	Charges	0	2	0	2	0	0	22	1	27
		Cases	0	1	0	2	0	0	3	1	4
LOGAN	0109920 RAPE, 1ST DEGREE - DOMESTIC VIOLENCE	Charges	0	0	0	0	0	0	1	0	1
		Cases	0	0	0	0	0	0	1	0	1
	0111820 SODOMY, 1ST DEGREE, DOMESTIC VIOLENCE	Charges	0	0	0	0	0	0	1	0	1
		Cases	0	0	0	0	0	0	1	0	1
	0112200 SEXUAL ABUSE, 1ST DEGREE	Charges	0	0	0	0	0	0	3	0	3
		Cases	0	0	0	0	0	0	1	0	1
	0372180 USE OF A MINOR U/16 IN A SEX PERFORMANCE	Charges	0	0	0	0	0	0	3	0	3
		Cases	0	0	0	0	0	0	1	0	1
	County Total	Charges	0	0	0	0	0	0	8	0	8

Considerations:

* These statistics represent a snapshot in time.

* A case may consist of one or multiple charges. The distinct count on cases counts the case only once.

* Counts of cases do not necessarily represent counts of unique individuals.

Data Source: CourtNet

Query Date: 5/23/2025

Page 146 of 185

**Specified Charges Disposed
(1/1/2024-12/31/2024) All Counties**

		Cases	0	0	0	0	0	0	2	0	2
MADISON	0017090 SEXUAL ABUSE - 3RD DEGREE	Charges	0	3	0	3	0	2	0	0	8
		Cases	0	3	0	3	0	1	0	0	7
	0017100 SEXUAL MISCONDUCT	Charges	0	0	4	1	0	0	0	0	5
		Cases	0	0	4	1	0	0	0	0	5
	0109900 RAPE, 1ST DEGREE	Charges	0	0	0	2	0	0	2	0	4
		Cases	0	0	0	2	0	0	2	0	4
	0109920 RAPE, 1ST DEGREE - DOMESTIC VIOLENCE	Charges	0	0	0	0	0	0	2	0	2
		Cases	0	0	0	0	0	0	2	0	2
	0109940 RAPE, 1ST DEGREE - INCAPABLE OF CONSENT/PHYSICALLY HELPLESS	Charges	0	0	0	1	0	0	2	0	3
		Cases	0	0	0	1	0	0	2	0	3
	0109960 RAPE, 1ST DEGREE, VICTIM U/12 YEARS OF AGE	Charges	0	0	0	1	0	0	3	0	4
		Cases	0	0	0	1	0	0	2	0	3
	0111620 RAPE-2ND DEGREE-NO FORCE	Charges	0	1	0	0	0	0	2	0	3
		Cases	0	1	0	0	0	0	1	0	2
	0111650 RAPE, 3RD DEGREE	Charges	0	0	0	1	0	0	11	0	12
		Cases	0	0	0	1	0	0	2	0	3
	0111820 SODOMY, 1ST DEGREE, DOMESTIC VIOLENCE	Charges	0	0	0	0	0	0	1	0	1
		Cases	0	0	0	0	0	0	1	0	1
	0111821 ATT SODOMY, 1ST DEGREE, DOMESTIC VIOLENCE	Charges	0	0	0	0	0	0	2	0	2
		Cases	0	0	0	0	0	0	1	0	1
	0111860 SODOMY, 1ST DEGREE, VICTIM U/12 YEARS OF AGE	Charges	0	0	0	1	0	0	6	0	7
		Cases	0	0	0	1	0	0	1	0	2
	0112020 SODOMY-2ND DEGREE	Charges	0	0	0	0	0	0	3	0	3
		Cases	0	0	0	0	0	0	1	0	1
	0112050 SODOMY, 3RD DEGREE	Charges	0	0	0	0	0	0	12	1	13
		Cases	0	0	0	0	0	0	2	1	3

Considerations:

* These statistics represent a snapshot in time.

* A case may consist of one or multiple charges. The distinct count on cases counts the case only once.

* Counts of cases do not necessarily represent counts of unique individuals.

Data Source: CourtNet

Query Date: 5/23/2025

Page 147 of 185

**Specified Charges Disposed
(1/1/2024-12/31/2024) All Counties**

0112051 ATT SODOMY, 3RD DEGREE	Charges	0	1	0	0	0	0	0	0	1
	Cases	0	1	0	0	0	0	0	0	1
0112200 SEXUAL ABUSE, 1ST DEGREE	Charges	0	4	0	5	0	0	12	1	22
	Cases	0	3	0	4	0	0	10	1	18
0112201 ATT SEXUAL ABUSE, 1ST DEGREE	Charges	0	0	2	0	0	0	0	0	2
	Cases	0	0	1	0	0	0	0	0	1
0112210 SEXUAL ABUSE, 1ST DEGREE, VICTIM U/12 YEARS OF AGE	Charges	0	0	0	0	0	0	5	1	6
	Cases	0	0	0	0	0	0	4	1	5
0112220 SEXUAL ABUSE, 2ND DEGREE	Charges	0	1	0	0	0	1	0	0	2
	Cases	0	1	0	0	0	1	0	0	2
0360512 *OBS* SOLC INCEST-FORCIBLE COMPULS/INCAPABLE CONSENT OR U/18 YOA	Charges	0	0	0	4	0	0	0	0	4
	Cases	0	0	0	1	0	0	0	0	1
0360560 INCEST - PERSON LESS THAN 18 BY PERSON 3 OR MORE YRS OLDER	Charges	0	0	0	0	0	0	2	1	3
	Cases	0	0	0	0	0	0	1	1	2
0360570 INCEST - WITH PERSON LESS THAN 12 YEARS OF AGE	Charges	0	0	0	5	0	0	0	0	5
	Cases	0	0	0	1	0	0	0	0	1
0372180 USE OF A MINOR U/16 IN A SEX PERFORMANCE	Charges	0	0	0	0	0	0	1	0	1
	Cases	0	0	0	0	0	0	1	0	1
0372200 USE OF MINOR UNDER 18 IN A SEXUAL PERFORMANCE	Charges	0	0	0	0	0	0	21	0	21
	Cases	0	0	0	0	0	0	2	0	2
0381120 UNLAWFUL TRANSACTION W/MINOR 1ST DEG ILL SEX ACT, U/16	Charges	0	0	0	1	0	0	2	0	3
	Cases	0	0	0	1	0	0	2	0	3
County Total	Charges	0	10	6	25	0	3	89	4	137
	Cases	0	9	5	16	0	2	28	2	53
MARION	0111620 RAPE-2ND DEGREE-NO FORCE	Charges	0	0	0	0	0	1	0	1
		Cases	0	0	0	0	0	1	0	1

Considerations:

* These statistics represent a snapshot in time.

* A case may consist of one or multiple charges. The distinct count on cases counts the case only once.

* Counts of cases do not necessarily represent counts of unique individuals.

Data Source: CourtNet

Query Date: 5/23/2025

Page 148 of 185

**Specified Charges Disposed
(1/1/2024-12/31/2024) All Counties**

MARSHALL	0360500 INCEST	Charges	0	0	0	0	0	0	1	0	1
		Cases	0	0	0	0	0	0	1	0	1
	County Total	Charges	0	0	0	0	0	0	2	0	2
		Cases	0	0	0	0	0	0	1	0	1
	0109900 RAPE, 1ST DEGREE	Charges	0	0	0	1	0	0	0	0	1
		Cases	0	0	0	1	0	0	0	0	1
	0111800 SODOMY, 1ST DEGREE	Charges	0	0	0	1	0	0	0	0	1
		Cases	0	0	0	1	0	0	0	0	1
	0112200 SEXUAL ABUSE, 1ST DEGREE	Charges	0	0	0	0	0	0	1	0	1
		Cases	0	0	0	0	0	0	1	0	1
MARTIN	County Total	Charges	0	0	0	2	0	0	1	0	3
		Cases	0	0	0	1	0	0	1	0	2
	0109900 RAPE, 1ST DEGREE	Charges	0	0	0	0	0	0	0	1	1
		Cases	0	0	0	0	0	0	0	1	1
MASON	County Total	Charges	0	0	0	0	0	0	0	1	1
		Cases	0	0	0	0	0	0	0	1	1
	0017090 SEXUAL ABUSE - 3RD DEGREE	Charges	0	1	0	0	0	0	0	0	1
		Cases	0	1	0	0	0	0	0	0	1
	0017100 SEXUAL MISCONDUCT	Charges	0	0	0	1	0	0	0	0	1
		Cases	0	0	0	1	0	0	0	0	1
	0109960 RAPE, 1ST DEGREE, VICTIM U/12 YEARS OF AGE	Charges	0	1	0	0	0	0	2	0	3
		Cases	0	1	0	0	0	0	1	0	1
	0111860 SODOMY, 1ST DEGREE, VICTIM U/12 YEARS OF AGE	Charges	0	1	0	0	0	0	2	0	3
		Cases	0	1	0	0	0	0	1	0	1
	0112050 SODOMY, 3RD DEGREE	Charges	0	1	0	0	0	0	0	0	1

Considerations:

* These statistics represent a snapshot in time.

* A case may consist of one or multiple charges. The distinct count on cases counts the case only once.

* Counts of cases do not necessarily represent counts of unique individuals.

Data Source: CourtNet

Query Date: 5/23/2025

Page 149 of 185

**Specified Charges Disposed
(1/1/2024-12/31/2024) All Counties**

MCCRACKEN		Cases	0	1	0	0	0	0	0	0	1
	0112200 SEXUAL ABUSE, 1ST DEGREE	Charges	0	0	0	0	0	0	3	1	4
		Cases	0	0	0	0	0	0	2	1	3
	0112210 SEXUAL ABUSE, 1ST DEGREE, VICTIM U/12 YEARS OF AGE	Charges	0	2	0	0	0	0	2	0	4
		Cases	0	1	0	0	0	0	1	0	1
	0381120 UNLAWFUL TRANSACTION W/MINOR 1ST DEG ILL SEX ACT, U/16	Charges	0	0	0	0	0	0	1	0	1
		Cases	0	0	0	0	0	0	1	0	1
	County Total	Charges	0	6	0	1	0	0	10	1	18
		Cases	0	3	0	1	0	0	3	1	6
	0017090 SEXUAL ABUSE - 3RD DEGREE	Charges	0	0	1	1	0	0	0	0	2
		Cases	0	0	1	1	0	0	0	0	2
	0017091 ATT SEXUAL ABUSE - 3RD DEGREE	Charges	0	0	1	0	0	0	0	0	1
		Cases	0	0	1	0	0	0	0	0	1
	0109900 RAPE, 1ST DEGREE	Charges	0	0	0	0	0	0	3	0	3
		Cases	0	0	0	0	0	0	3	0	3
	0109920 RAPE, 1ST DEGREE - DOMESTIC VIOLENCE	Charges	0	0	0	0	0	0	1	0	1
		Cases	0	0	0	0	0	0	1	0	1
	0109940 RAPE, 1ST DEGREE - INCAPABLE OF CONSENT/PHYSICALLY HELPLESS	Charges	0	0	0	0	0	0	1	0	1
		Cases	0	0	0	0	0	0	1	0	1
	0109960 RAPE, 1ST DEGREE, VICTIM U/12 YEARS OF AGE	Charges	0	0	0	0	0	0	5	0	5
		Cases	0	0	0	0	0	0	4	0	4
	0109961 ATT RAPE, 1ST DEGREE, VICTIM U/12 YEARS OF AGE	Charges	0	0	0	0	0	0	1	0	1
		Cases	0	0	0	0	0	0	1	0	1
	0111650 RAPE, 3RD DEGREE	Charges	0	0	0	0	0	0	1	0	1
		Cases	0	0	0	0	0	0	1	0	1
	0111800 SODOMY, 1ST DEGREE	Charges	0	0	0	0	0	0	2	0	2
		Cases	0	0	0	0	0	0	2	0	2

Considerations:

- * These statistics represent a snapshot in time.
- * A case may consist of one or multiple charges. The distinct count on cases counts the case only once.
- * Counts of cases do not necessarily represent counts of unique individuals.

**Specified Charges Disposed
(1/1/2024-12/31/2024) All Counties**

	0111820 SODOMY, 1ST DEGREE, DOMESTIC VIOLENCE	Charges	0	0	0	0	0	0	1	0	1
		Cases	0	0	0	0	0	0	1	0	1
	0111860 SODOMY, 1ST DEGREE, VICTIM U/12 YEARS OF AGE	Charges	0	0	0	0	0	0	7	0	7
		Cases	0	0	0	0	0	0	5	0	5
	0112210 SEXUAL ABUSE, 1ST DEGREE, VICTIM U/12 YEARS OF AGE	Charges	0	0	0	0	0	0	6	0	6
		Cases	0	0	0	0	0	0	4	0	4
	0360500 INCEST	Charges	0	0	0	0	0	0	2	0	2
		Cases	0	0	0	0	0	0	2	0	2
	0360560 INCEST - PERSON LESS THAN 18 BY PERSON 3 OR MORE YRS OLDER	Charges	0	0	0	0	0	0	1	0	1
		Cases	0	0	0	0	0	0	1	0	1
	0360570 INCEST - WITH PERSON LESS THAN 12 YEARS OF AGE	Charges	0	0	0	1	0	0	2	0	3
		Cases	0	0	0	1	0	0	1	0	1
	0372180 USE OF A MINOR U/16 IN A SEX PERFORMANCE	Charges	0	0	0	0	0	0	1	0	1
		Cases	0	0	0	0	0	0	1	0	1
	0372200 USE OF MINOR UNDER 18 IN A SEXUAL PERFORMANCE	Charges	0	0	0	0	0	0	1	0	1
		Cases	0	0	0	0	0	0	1	0	1
	0381120 UNLAWFUL TRANSACTION W/MINOR 1ST DEG ILL SEX ACT, U/16	Charges	0	0	0	0	0	0	1	0	1
		Cases	0	0	0	0	0	0	1	0	1
	County Total	Charges	0	0	2	2	0	0	36	0	40
		Cases	0	0	2	2	0	0	18	0	21
MCCREARY	0109900 RAPE, 1ST DEGREE	Charges	0	0	0	0	0	0	1	0	1
		Cases	0	0	0	0	0	0	1	0	1
	0112200 SEXUAL ABUSE, 1ST DEGREE	Charges	0	0	0	1	0	0	0	0	1
		Cases	0	0	0	1	0	0	0	0	1
	0372200 USE OF MINOR UNDER 18 IN A SEXUAL PERFORMANCE	Charges	0	0	0	1	0	0	0	0	1
		Cases	0	0	0	1	0	0	0	0	1

Considerations:

* These statistics represent a snapshot in time.

* A case may consist of one or multiple charges. The distinct count on cases counts the case only once.

* Counts of cases do not necessarily represent counts of unique individuals.

Data Source: CourtNet

Query Date: 5/23/2025

Page 151 of 185

**Specified Charges Disposed
(1/1/2024-12/31/2024) All Counties**

		County Total	Charges									
				0	0	0	2	0	0	1	0	3
MEADE	0109940 RAPE, 1ST DEGREE - INCAPABLE OF CONSENT/PHYSICALLY HELPLESS		Cases	0	0	0	2	0	0	1	0	3
	0112210 SEXUAL ABUSE, 1ST DEGREE, VICTIM U/12 YEARS OF AGE		Cases	0	0	0	0	0	0	1	0	1
		County Total	Cases	0	0	0	0	0	0	1	0	1
			Cases	0	0	0	0	0	0	2	0	2
	0109900 RAPE, 1ST DEGREE		Cases	0	0	0	0	0	0	1	0	1
MERCER	0111610 RAPE, 2ND DEGREE (MENTALLY INCAPACITATED)		Cases	0	0	0	1	0	0	0	0	1
	0111620 RAPE-2ND DEGREE-NO FORCE		Cases	0	0	0	1	0	0	0	0	1
	0111625 COMP RAPE-2ND DEGREE-NO FORCE		Cases	0	1	0	5	0	0	0	0	6
	0111805 COMP SODOMY, 1ST DEGREE		Cases	0	0	0	6	0	0	0	0	6
	0111805 COMP SODOMY, 1ST DEGREE		Cases	0	0	0	1	0	0	0	0	1
	0112200 SEXUAL ABUSE, 1ST DEGREE		Cases	0	0	0	0	0	0	1	0	1
	0112205 COMP SEXUAL ABUSE, 1ST DEGREE		Cases	0	0	0	0	0	0	2	0	2
	0381120 UNLAWFUL TRANSACTION W/MINOR 1ST DEG ILL SEX ACT, U/16		Cases	0	0	0	0	0	0	1	0	1
	0381125 COMP UNLAWFUL TRANSACTION W/MINOR 1ST DEG ILL SEX ACT, U/16		Cases	0	0	0	0	0	0	1	0	1

Considerations:

* These statistics represent a snapshot in time.

* A case may consist of one or multiple charges. The distinct count on cases counts the case only once.

* Counts of cases do not necessarily represent counts of unique individuals.

Data Source: CourtNet

Query Date: 5/23/2025

Page 152 of 185

**Specified Charges Disposed
(1/1/2024-12/31/2024) All Counties**

		County Total	Charges	0	5	0	20	0	0	5	0	30
			Cases	0	2	0	3	0	0	2	0	3
METCALFE	0111650 RAPE, 3RD DEGREE		Charges	0	0	0	1	0	0	0	0	1
			Cases	0	0	0	1	0	0	0	0	1
	County Total		Charges	0	0	0	1	0	0	0	0	1
			Cases	0	0	0	1	0	0	0	0	1
MONTGOMERY	0109900 RAPE, 1ST DEGREE		Charges	0	0	0	1	0	0	0	0	1
			Cases	0	0	0	1	0	0	0	0	1
	0109901 ATT RAPE, 1ST DEGREE		Charges	0	0	0	1	0	0	1	0	2
			Cases	0	0	0	1	0	0	1	0	2
	0111650 RAPE, 3RD DEGREE		Charges	0	0	0	1	0	0	0	0	1
			Cases	0	0	0	1	0	0	0	0	1
	0111800 SODOMY, 1ST DEGREE		Charges	0	0	0	0	0	0	0	1	1
			Cases	0	0	0	0	0	0	0	1	1
	0111801 ATT SODOMY, 1ST DEGREE		Charges	0	0	0	1	0	0	0	0	1
			Cases	0	0	0	1	0	0	0	0	1
	0112050 SODOMY, 3RD DEGREE		Charges	0	0	0	1	0	0	0	0	1
			Cases	0	0	0	1	0	0	0	0	1
	0112200 SEXUAL ABUSE, 1ST DEGREE		Charges	0	0	0	0	0	0	1	1	2
			Cases	0	0	0	0	0	0	1	1	2
	0360560 INCEST - PERSON LESS THAN 18 BY PERSON 3 OR MORE YRS OLDER		Charges	0	0	0	0	0	0	0	1	1
			Cases	0	0	0	0	0	0	0	1	1
	County Total		Charges	0	0	0	5	0	0	2	3	10
			Cases	0	0	0	3	0	0	1	1	4
MORGAN	0109900 RAPE, 1ST DEGREE		Charges	0	0	0	0	0	0	1	0	1
			Cases									

Considerations:

* These statistics represent a snapshot in time.

* A case may consist of one or multiple charges. The distinct count on cases counts the case only once.

* Counts of cases do not necessarily represent counts of unique individuals.

Data Source: CourtNet

Query Date: 5/23/2025

Page 153 of 185

**Specified Charges Disposed
(1/1/2024-12/31/2024) All Counties**

		0	0	0	0	0	0	1	0	1
0109960 RAPE, 1ST DEGREE, VICTIM U/12 YEARS OF AGE	Charges	0	0	0	0	0	0	1	0	1
	Cases	0	0	0	0	0	0	1	0	1
0109965 COMP RAPE, 1ST DEGREE, VICTIM U/12 YEARS OF AGE	Charges	0	0	0	0	0	0	1	0	1
	Cases	0	0	0	0	0	0	1	0	1
0111620 RAPE-2ND DEGREE-NO FORCE	Charges	0	0	0	0	0	0	1	0	1
	Cases	0	0	0	0	0	0	1	0	1
0111650 RAPE, 3RD DEGREE	Charges	0	0	0	0	0	0	2	0	2
	Cases	0	0	0	0	0	0	2	0	2
0111860 SODOMY, 1ST DEGREE, VICTIM U/12 YEARS OF AGE	Charges	0	0	0	0	0	0	1	0	1
	Cases	0	0	0	0	0	0	1	0	1
0111865 COMP SODOMY, 1ST DEGREE, VICTIM U/12 YEARS OF AGE	Charges	0	0	0	0	0	0	1	0	1
	Cases	0	0	0	0	0	0	1	0	1
0112050 SODOMY, 3RD DEGREE	Charges	0	0	0	0	0	0	1	0	1
	Cases	0	0	0	0	0	0	1	0	1
0112115 *OBS* COMP SEXUAL ABUSE-1ST DEGREE	Charges	0	0	0	0	0	0	1	0	1
	Cases	0	0	0	0	0	0	1	0	1
0112200 SEXUAL ABUSE, 1ST DEGREE	Charges	0	0	0	0	0	0	2	0	2
	Cases	0	0	0	0	0	0	2	0	2
0112210 SEXUAL ABUSE, 1ST DEGREE, VICTIM U/12 YEARS OF AGE	Charges	0	0	0	0	0	0	1	0	1
	Cases	0	0	0	0	0	0	1	0	1
County Total	Charges	0	0	0	0	0	0	13	0	13
	Cases	0	0	0	0	0	0	7	0	7
MUHLENBERG	0017090 SEXUAL ABUSE - 3RD DEGREE	Charges	0	1	2	0	0	0	0	3
		Cases	0	1	2	0	0	0	0	3
	0017100 SEXUAL MISCONDUCT	Charges	0	0	1	0	0	0	0	1
		Cases	0	0	1	0	0	0	0	1

Considerations:

* These statistics represent a snapshot in time.

* A case may consist of one or multiple charges. The distinct count on cases counts the case only once.

* Counts of cases do not necessarily represent counts of unique individuals.

Data Source: CourtNet

Query Date: 5/23/2025

Page 154 of 185

**Specified Charges Disposed
(1/1/2024-12/31/2024) All Counties**

	0109960 RAPE, 1ST DEGREE, VICTIM U/12 YEARS OF AGE	Charges	0	1	0	0	0	0	1	0	2
		Cases	0	1	0	0	0	0	1	0	1
	0111820 SODOMY, 1ST DEGREE, DOMESTIC VIOLENCE	Charges	0	0	0	0	0	0	1	0	1
		Cases	0	0	0	0	0	0	1	0	1
	0111860 SODOMY, 1ST DEGREE, VICTIM U/12 YEARS OF AGE	Charges	0	0	0	0	0	0	1	0	1
		Cases	0	0	0	0	0	0	1	0	1
	0112090 SODOMY, 3RD DEGREE (DOC, DJJ, DETENTION FACILITY)	Charges	0	0	0	0	0	0	1	0	1
		Cases	0	0	0	0	0	0	1	0	1
	0112200 SEXUAL ABUSE, 1ST DEGREE	Charges	0	1	0	0	0	0	1	0	2
		Cases	0	1	0	0	0	0	1	0	2
	0112201 ATT SEXUAL ABUSE, 1ST DEGREE	Charges	0	1	0	0	0	0	0	0	1
		Cases	0	1	0	0	0	0	0	0	1
	0112210 SEXUAL ABUSE, 1ST DEGREE, VICTIM U/12 YEARS OF AGE	Charges	0	0	0	0	0	0	2	0	2
		Cases	0	0	0	0	0	0	2	0	2
	0112220 SEXUAL ABUSE, 2ND DEGREE	Charges	0	1	0	0	0	0	0	0	1
		Cases	0	1	0	0	0	0	0	0	1
	0360500 INCEST	Charges	0	1	0	0	0	0	0	4	5
		Cases	0	1	0	0	0	0	0	1	1
	County Total	Charges	0	6	3	0	0	0	7	4	20
		Cases	0	6	3	0	0	0	6	1	12
NELSON	0109900 RAPE, 1ST DEGREE	Charges	0	0	0	1	0	0	1	0	2
		Cases	0	0	0	1	0	0	1	0	2
	0112200 SEXUAL ABUSE, 1ST DEGREE	Charges	0	0	0	0	0	0	2	0	2
		Cases	0	0	0	0	0	0	2	0	2
	0381100 UNLAWFUL TRANSACTION W/MINOR 1ST DEG ILL SEX ACT, U/18	Charges	0	1	0	0	0	0	0	0	1
		Cases	0	1	0	0	0	0	0	0	1

Considerations:

* These statistics represent a snapshot in time.

* A case may consist of one or multiple charges. The distinct count on cases counts the case only once.

* Counts of cases do not necessarily represent counts of unique individuals.

Data Source: CourtNet

Query Date: 5/23/2025

Page 155 of 185

**Specified Charges Disposed
(1/1/2024-12/31/2024) All Counties**

		County Total	Charges									
				0	1	0	1	0	0	3	0	5
NICHOLAS	0017090 SEXUAL ABUSE - 3RD DEGREE		Cases	0	1	0	1	0	0	3	0	4
			Charges	0	1	0	0	0	0	0	0	1
	0112220 SEXUAL ABUSE, 2ND DEGREE		Cases	0	1	0	0	0	0	0	0	1
			Charges	0	0	1	0	0	0	0	0	1
		County Total	Cases	0	0	1	0	0	0	0	0	1
			Charges	0	1	1	0	0	0	0	0	2
			Cases	0	1	1	0	0	0	0	0	2
			Charges	0	1	0	0	0	0	0	0	1
	0017120 SEXUAL MISCONDUCT-SPOUSE		Cases	0	1	0	0	0	0	0	0	1
			Charges	0	1	0	0	0	0	0	0	1
OHIO	0017090 SEXUAL ABUSE - 3RD DEGREE		Cases	0	1	0	0	0	0	0	0	1
			Charges	0	1	0	0	0	0	0	0	1
	0109900 RAPE, 1ST DEGREE		Cases	0	0	0	0	0	0	1	0	1
			Charges	0	0	0	0	0	0	1	0	1
	0111800 SODOMY, 1ST DEGREE		Cases	0	1	0	0	0	0	0	0	1
			Charges	0	1	0	0	0	0	0	0	1
	0111860 SODOMY, 1ST DEGREE, VICTIM U/12 YEARS OF AGE		Cases	0	0	0	0	0	0	1	0	1
			Charges	0	0	0	0	0	0	1	0	1
	0112050 SODOMY, 3RD DEGREE		Cases	0	0	0	0	0	0	1	0	1
			Charges	0	0	0	0	0	0	1	0	1
	0112200 SEXUAL ABUSE, 1ST DEGREE		Cases	0	0	0	0	0	0	1	0	1
			Charges	0	0	0	0	0	0	1	0	1
	0112210 SEXUAL ABUSE, 1ST DEGREE, VICTIM U/12 YEARS OF AGE		Cases	0	0	0	0	0	0	1	0	1
			Charges	0	0	0	0	0	0	1	0	1
	0360500 INCEST		Cases	0	0	0	1	0	0	0	0	1
			Charges	0	0	0	1	0	0	0	0	1

Considerations:

* These statistics represent a snapshot in time.

* A case may consist of one or multiple charges. The distinct count on cases counts the case only once.

* Counts of cases do not necessarily represent counts of unique individuals.

Data Source: CourtNet

Query Date: 5/23/2025

Page 156 of 185

**Specified Charges Disposed
(1/1/2024-12/31/2024) All Counties**

		County Total	Charges	0	3	0	1	0	0	5	0	9
			Cases	0	3	0	1	0	0	3	0	6
OLDHAM	0017090 SEXUAL ABUSE - 3RD DEGREE	Charges	0	1	0	0	0	0	0	0	0	1
		Cases	0	1	0	0	0	0	0	0	0	1
	0112200 SEXUAL ABUSE, 1ST DEGREE	Charges	0	1	0	0	0	0	0	2	0	3
		Cases	0	1	0	0	0	0	0	2	0	3
	0112210 SEXUAL ABUSE, 1ST DEGREE, VICTIM U/12 YEARS OF AGE	Charges	0	1	0	0	0	0	0	0	0	1
		Cases	0	1	0	0	0	0	0	0	0	1
	County Total	Charges	0	3	0	0	0	0	0	2	0	5
		Cases	0	2	0	0	0	0	0	2	0	4
	PENDLETON	0109960 RAPE, 1ST DEGREE, VICTIM U/12 YEARS OF AGE	Charges	0	0	0	1	0	0	1	0	2
Cases			0	0	0	1	0	0	1	0	2	
0111620 RAPE-2ND DEGREE-NO FORCE		Charges	0	0	0	1	0	0	1	0	2	
		Cases	0	0	0	1	0	0	1	0	2	
0111650 RAPE, 3RD DEGREE		Charges	0	0	0	0	0	0	2	0	2	
		Cases	0	0	0	0	0	0	2	0	2	
0112050 SODOMY, 3RD DEGREE		Charges	0	0	0	0	0	0	3	0	3	
		Cases	0	0	0	0	0	0	1	0	1	
0360500 INCEST		Charges	0	1	0	0	0	0	4	0	5	
		Cases	0	1	0	0	0	0	2	0	3	
County Total		Charges	0	1	0	2	0	0	11	0	14	
		Cases	0	1	0	1	0	0	4	0	5	
PERRY	0109960 RAPE, 1ST DEGREE, VICTIM U/12 YEARS OF AGE	Charges	0	0	0	0	0	0	0	1	1	
		Cases	0	0	0	0	0	0	0	1	1	
	0111620 RAPE-2ND DEGREE-NO FORCE	Charges	0	0	0	0	0	0	1	2	3	
		Cases	0	0	0	0	0	0	1	2	3	

Considerations:

* These statistics represent a snapshot in time.

* A case may consist of one or multiple charges. The distinct count on cases counts the case only once.

* Counts of cases do not necessarily represent counts of unique individuals.

Data Source: CourtNet

Query Date: 5/23/2025

Page 157 of 185

**Specified Charges Disposed
(1/1/2024-12/31/2024) All Counties**

	0111860 SODOMY, 1ST DEGREE, VICTIM U/12 YEARS OF AGE	Charges	0	0	0	0	0	0	0	1	1
		Cases	0	0	0	0	0	0	0	1	1
	0112020 SODOMY-2ND DEGREE	Charges	0	0	0	0	0	0	1	0	1
		Cases	0	0	0	0	0	0	1	0	1
	0112050 SODOMY, 3RD DEGREE	Charges	0	0	0	0	0	0	1	0	1
		Cases	0	0	0	0	0	0	1	0	1
	0112200 SEXUAL ABUSE, 1ST DEGREE	Charges	0	0	0	0	0	0	2	0	2
		Cases	0	0	0	0	0	0	2	0	2
	0112210 SEXUAL ABUSE, 1ST DEGREE, VICTIM U/12 YEARS OF AGE	Charges	0	0	0	0	0	0	1	1	2
		Cases	0	0	0	0	0	0	1	1	2
	County Total	Charges	0	0	0	0	0	0	6	5	11
		Cases	0	0	0	0	0	0	6	3	9
PIKE	0017090 SEXUAL ABUSE - 3RD DEGREE	Charges	0	0	0	1	0	0	0	0	1
		Cases	0	0	0	1	0	0	0	0	1
	0017100 SEXUAL MISCONDUCT	Charges	0	0	0	1	0	0	0	0	1
		Cases	0	0	0	1	0	0	0	0	1
	0109960 RAPE, 1ST DEGREE, VICTIM U/12 YEARS OF AGE	Charges	0	0	0	0	0	0	0	1	1
		Cases	0	0	0	0	0	0	0	1	1
	0112200 SEXUAL ABUSE, 1ST DEGREE	Charges	0	1	0	0	0	0	0	0	1
		Cases	0	1	0	0	0	0	0	0	1
	0381101 ATT UNLAWFUL TRANSACTION W/MINOR 1ST DEG ILL SEX ACT, U/18	Charges	0	0	0	2	0	0	0	0	2
		Cases	0	0	0	1	0	0	0	0	1
	County Total	Charges	0	1	0	4	0	0	0	1	6
		Cases	0	1	0	3	0	0	0	1	5
POWELL	0112220 SEXUAL ABUSE, 2ND DEGREE	Charges	0	1	0	0	0	0	0	0	1
		Cases	0	1	0	0	0	0	0	0	1

Considerations:

* These statistics represent a snapshot in time.

* A case may consist of one or multiple charges. The distinct count on cases counts the case only once.

* Counts of cases do not necessarily represent counts of unique individuals.

Data Source: CourtNet

Query Date: 5/23/2025

Page 158 of 185

**Specified Charges Disposed
(1/1/2024-12/31/2024) All Counties**

		County Total	Charges								
				0	1	0	0	0	0	0	1
			Cases	0	1	0	0	0	0	0	1
PULASKI	0109900 RAPE, 1ST DEGREE		Charges	0	2	0	1	0	0	0	3
			Cases	0	1	0	1	0	0	0	2
	0109920 RAPE, 1ST DEGREE - DOMESTIC VIOLENCE		Charges	0	0	0	0	0	0	3	3
			Cases	0	0	0	0	0	0	2	2
	0109960 RAPE, 1ST DEGREE, VICTIM U/12 YEARS OF AGE		Charges	0	0	0	0	0	0	3	3
			Cases	0	0	0	0	0	0	3	3
	0111620 RAPE-2ND DEGREE-NO FORCE		Charges	0	0	0	0	0	0	3	3
			Cases	0	0	0	0	0	0	3	3
	0111650 RAPE, 3RD DEGREE		Charges	0	0	0	0	0	0	4	4
			Cases	0	0	0	0	0	0	3	3
	0111800 SODOMY, 1ST DEGREE		Charges	0	0	0	1	0	0	0	1
			Cases	0	0	0	1	0	0	0	1
	0111860 SODOMY, 1ST DEGREE, VICTIM U/12 YEARS OF AGE		Charges	0	0	0	0	0	0	1	1
			Cases	0	0	0	0	0	0	1	1
	0112020 SODOMY-2ND DEGREE		Charges	0	0	0	0	0	0	2	2
			Cases	0	0	0	0	0	0	2	2
	0112050 SODOMY, 3RD DEGREE		Charges	0	0	0	0	0	0	1	2
			Cases	0	0	0	0	0	0	1	2
	0112200 SEXUAL ABUSE, 1ST DEGREE		Charges	0	0	0	0	0	0	2	2
			Cases	0	0	0	0	0	0	2	2
	0112210 SEXUAL ABUSE, 1ST DEGREE, VICTIM U/12 YEARS OF AGE		Charges	0	0	0	0	0	0	1	1
			Cases	0	0	0	0	0	0	1	1
	0112260 SEX ABUSE, 2ND DEGREE (DOC, DJJ, DETENTION FACILITY)		Charges	0	1	0	0	0	0	0	1
			Cases	0	1	0	0	0	0	0	1

Considerations:

* These statistics represent a snapshot in time.

* A case may consist of one or multiple charges. The distinct count on cases counts the case only once.

* Counts of cases do not necessarily represent counts of unique individuals.

Data Source: CourtNet

Query Date: 5/23/2025

Page 159 of 185

**Specified Charges Disposed
(1/1/2024-12/31/2024) All Counties**

		0360570 INCEST - WITH PERSON LESS THAN 12 YEARS OF AGE	Charges	0	0	0	0	0	0	2	0	2
			Cases	0	0	0	0	0	0	2	0	2
		0372180 USE OF A MINOR U/16 IN A SEX PERFORMANCE	Charges	0	0	0	2	0	0	2	0	4
			Cases	0	0	0	2	0	0	2	0	4
		County Total	Charges	0	3	0	4	0	0	24	2	33
			Cases	0	2	0	3	0	0	11	1	16
	ROCKCASTLE	0017090 SEXUAL ABUSE - 3RD DEGREE	Charges	0	1	0	1	0	0	0	0	2
			Cases	0	1	0	1	0	0	0	0	2
		0109900 RAPE, 1ST DEGREE	Charges	0	0	0	0	0	0	1	0	1
			Cases	0	0	0	0	0	0	1	0	1
		0112200 SEXUAL ABUSE, 1ST DEGREE	Charges	0	0	0	1	0	0	1	0	2
			Cases	0	0	0	1	0	0	1	0	2
		0381120 UNLAWFUL TRANSACTION W/MINOR 1ST DEG ILL SEX ACT, U/16	Charges	0	0	0	0	0	0	1	0	1
			Cases	0	0	0	0	0	0	1	0	1
		County Total	Charges	0	1	0	2	0	0	3	0	6
			Cases	0	1	0	2	0	0	2	0	4
	ROWAN	0111680 RAPE, 2ND DEGREE (INTELLECTUAL DISABILITY)	Charges	0	0	0	0	0	0	1	0	1
			Cases	0	0	0	0	0	0	1	0	1
		0112080 SODOMY, 2ND DEGREE (INTELLECTUAL DISABILITY)	Charges	0	0	0	0	0	0	2	0	2
			Cases	0	0	0	0	0	0	1	0	1
		County Total	Charges	0	0	0	0	0	0	3	0	3
			Cases	0	0	0	0	0	0	1	0	1
	RUSSELL	0017100 SEXUAL MISCONDUCT	Charges	0	0	1	0	0	0	0	0	1
			Cases	0	0	1	0	0	0	0	0	1
		0112200 SEXUAL ABUSE, 1ST DEGREE	Charges	0	0	0	0	0	0	1	0	1
			Cases	0	0	0	0	0	0	1	0	1

Considerations:

* These statistics represent a snapshot in time.

* A case may consist of one or multiple charges. The distinct count on cases counts the case only once.

* Counts of cases do not necessarily represent counts of unique individuals.

Data Source: CourtNet

Query Date: 5/23/2025

Page 160 of 185

**Specified Charges Disposed
(1/1/2024-12/31/2024) All Counties**

	0112210 SEXUAL ABUSE, 1ST DEGREE, VICTIM U/12 YEARS OF AGE	Charges	0	0	0	0	0	0	2	0	2
		Cases	0	0	0	0	0	0	1	0	1
	0112220 SEXUAL ABUSE, 2ND DEGREE	Charges	0	1	0	0	0	0	0	0	1
		Cases	0	1	0	0	0	0	0	0	1
	County Total	Charges	0	1	1	0	0	0	3	0	5
		Cases	0	1	1	0	0	0	2	0	3
SCOTT	0017090 SEXUAL ABUSE - 3RD DEGREE	Charges	0	0	1	0	0	0	0	0	1
		Cases	0	0	1	0	0	0	0	0	1
	0109900 RAPE, 1ST DEGREE	Charges	0	0	0	0	0	0	1	0	1
		Cases	0	0	0	0	0	0	1	0	1
	0109960 RAPE, 1ST DEGREE, VICTIM U/12 YEARS OF AGE	Charges	0	0	0	0	0	0	1	0	1
		Cases	0	0	0	0	0	0	1	0	1
	0111620 RAPE-2ND DEGREE-NO FORCE	Charges	0	0	0	0	0	0	1	0	1
		Cases	0	0	0	0	0	0	1	0	1
	0111650 RAPE, 3RD DEGREE	Charges	0	0	0	0	0	0	2	0	2
		Cases	0	0	0	0	0	0	2	0	2
	0111860 SODOMY, 1ST DEGREE, VICTIM U/12 YEARS OF AGE	Charges	0	0	0	0	0	0	2	0	2
		Cases	0	0	0	0	0	0	1	0	1
	0112020 SODOMY-2ND DEGREE	Charges	0	0	0	0	0	0	1	0	1
		Cases	0	0	0	0	0	0	1	0	1
	0112050 SODOMY, 3RD DEGREE	Charges	0	0	0	0	0	0	1	0	1
		Cases	0	0	0	0	0	0	1	0	1
	0112200 SEXUAL ABUSE, 1ST DEGREE	Charges	0	0	0	1	0	0	3	0	4
		Cases	0	0	0	1	0	0	1	0	2
	0112210 SEXUAL ABUSE, 1ST DEGREE, VICTIM U/12 YEARS OF AGE	Charges	0	0	0	0	0	0	3	0	3
		Cases	0	0	0	0	0	0	2	0	2

Considerations:

* These statistics represent a snapshot in time.

* A case may consist of one or multiple charges. The distinct count on cases counts the case only once.

* Counts of cases do not necessarily represent counts of unique individuals.

Data Source: CourtNet

Query Date: 5/23/2025

Page 161 of 185

**Specified Charges Disposed
(1/1/2024-12/31/2024) All Counties**

	0360560 INCEST - PERSON LESS THAN 18 BY PERSON 3 OR MORE YRS OLDER	Charges	0	0	0	0	0	0	1	0	1
		Cases	0	0	0	0	0	0	1	0	1
	0372180 USE OF A MINOR U/16 IN A SEX PERFORMANCE	Charges	0	0	0	30	0	0	0	0	30
		Cases	0	0	0	1	0	0	0	0	1
	0381100 UNLAWFUL TRANSACTION W/MINOR 1ST DEG ILL SEX ACT, U/18	Charges	0	0	0	0	0	0	1	0	1
		Cases	0	0	0	0	0	0	1	0	1
	County Total	Charges	0	0	1	31	0	0	17	0	49
		Cases	0	0	1	2	0	0	6	0	9
SHELBY	0017090 SEXUAL ABUSE - 3RD DEGREE	Charges	0	1	0	0	1	0	0	0	2
		Cases	0	1	0	0	1	0	0	0	2
	0109900 RAPE, 1ST DEGREE	Charges	0	0	0	0	0	0	2	0	2
		Cases	0	0	0	0	0	0	2	0	2
	0109901 ATT RAPE, 1ST DEGREE	Charges	0	0	0	0	0	0	1	0	1
		Cases	0	0	0	0	0	0	1	0	1
	0109961 ATT RAPE, 1ST DEGREE, VICTIM U/12 YEARS OF AGE	Charges	0	1	0	0	0	0	0	0	1
		Cases	0	1	0	0	0	0	0	0	1
	0111650 RAPE, 3RD DEGREE	Charges	0	0	0	0	0	0	3	0	3
		Cases	0	0	0	0	0	0	1	0	1
	0111800 SODOMY, 1ST DEGREE	Charges	0	2	0	0	0	0	0	0	2
		Cases	0	1	0	0	0	0	0	0	1
	0111860 SODOMY, 1ST DEGREE, VICTIM U/12 YEARS OF AGE	Charges	0	0	0	0	0	0	2	0	2
		Cases	0	0	0	0	0	0	1	0	1
	0112200 SEXUAL ABUSE, 1ST DEGREE	Charges	0	0	0	0	0	0	2	0	2
		Cases	0	0	0	0	0	0	2	0	2
	0112210 SEXUAL ABUSE, 1ST DEGREE, VICTIM U/12 YEARS OF AGE	Charges	0	0	0	0	0	0	2	0	2
		Cases	0	0	0	0	0	0	2	0	2

Considerations:

* These statistics represent a snapshot in time.

* A case may consist of one or multiple charges. The distinct count on cases counts the case only once.

* Counts of cases do not necessarily represent counts of unique individuals.

Data Source: CourtNet

Query Date: 5/23/2025

Page 162 of 185

**Specified Charges Disposed
(1/1/2024-12/31/2024) All Counties**

		0360500 INCEST	Charges	0	0	0	0	0	0	1	0	1
			Cases	0	0	0	0	0	0	1	0	1
		0360501 ATT INCEST	Charges	0	1	0	0	0	0	0	0	1
			Cases	0	1	0	0	0	0	0	0	1
		0360551 ATT INCEST - FORCIBLE COMPULSION/INCAPABLE OF OR W/OUT CONSENT	Charges	0	0	0	0	0	0	1	0	1
			Cases	0	0	0	0	0	0	1	0	1
		0360570 INCEST - WITH PERSON LESS THAN 12 YEARS OF AGE	Charges	0	0	0	0	0	0	1	0	1
			Cases	0	0	0	0	0	0	1	0	1
		0360580 INCEST - WITHOUT CONSENT CAUSING SERIOUS PHYSICAL INJURY	Charges	0	1	0	0	0	0	0	0	1
			Cases	0	1	0	0	0	0	0	0	1
		0372180 USE OF A MINOR U/16 IN A SEX PERFORMANCE	Charges	0	0	0	1	0	0	0	0	1
			Cases	0	0	0	1	0	0	0	0	1
		0381120 UNLAWFUL TRANSACTION W/MINOR 1ST DEG ILL SEX ACT, U/16	Charges	0	0	0	1	0	0	0	0	1
			Cases	0	0	0	1	0	0	0	0	1
		County Total	Charges	0	6	0	2	1	0	15	0	24
			Cases	0	3	0	1	1	0	6	0	9
SIMPSON	0109904 FACIL RAPE, 1ST DEGREE	Charges	0	0	0	0	0	0	0	1	0	1
		Cases	0	0	0	0	0	0	0	1	0	1
	0109940 RAPE, 1ST DEGREE - INCAPABLE OF CONSENT/PHYSICALLY HELPLESS	Charges	0	0	0	0	0	0	0	1	0	1
		Cases	0	0	0	0	0	0	0	1	0	1
	0111804 FACIL SODOMY, 1ST DEGREE	Charges	0	0	0	0	0	0	0	1	0	1
		Cases	0	0	0	0	0	0	0	1	0	1
	0111840 SODOMY, 1ST DEGREE - INCAPABLE OF CONSENT/PHYSICALLY HELPLESS	Charges	0	0	0	0	0	0	0	1	0	1
		Cases	0	0	0	0	0	0	0	1	0	1
	0112050 SODOMY, 3RD DEGREE	Charges	0	0	0	0	0	0	0	2	0	2
		Cases	0	0	0	0	0	0	0	2	0	2

Considerations:

* These statistics represent a snapshot in time.

* A case may consist of one or multiple charges. The distinct count on cases counts the case only once.

* Counts of cases do not necessarily represent counts of unique individuals.

Data Source: CourtNet

Query Date: 5/23/2025

Page 163 of 185

**Specified Charges Disposed
(1/1/2024-12/31/2024) All Counties**

	0360560 INCEST - PERSON LESS THAN 18 BY PERSON 3 OR MORE YRS OLDER	Charges	0	0	0	0	0	0	1	0	1
		Cases	0	0	0	0	0	0	1	0	1
		County Total	Charges	0	0	0	0	0	7	0	7
		Cases	0	0	0	0	0	0	4	0	4
SPENCER	0112200 SEXUAL ABUSE, 1ST DEGREE	Charges	0	0	0	1	0	0	0	0	1
		Cases	0	0	0	1	0	0	0	0	1
		County Total	Charges	0	0	0	1	0	0	0	1
		Cases	0	0	0	1	0	0	0	0	1
TAYLOR	0017090 SEXUAL ABUSE - 3RD DEGREE	Charges	0	0	1	0	0	0	0	0	1
		Cases	0	0	1	0	0	0	0	0	1
	0109901 ATT RAPE, 1ST DEGREE	Charges	0	0	0	0	0	0	1	0	1
		Cases	0	0	0	0	0	0	1	0	1
	0109920 RAPE, 1ST DEGREE - DOMESTIC VIOLENCE	Charges	0	0	0	0	0	0	1	0	1
		Cases	0	0	0	0	0	0	1	0	1
	0111820 SODOMY, 1ST DEGREE, DOMESTIC VIOLENCE	Charges	0	0	0	0	0	0	1	0	1
		Cases	0	0	0	0	0	0	1	0	1
	0112200 SEXUAL ABUSE, 1ST DEGREE	Charges	0	0	0	0	0	0	1	0	1
		Cases	0	0	0	0	0	0	1	0	1
	County Total	Charges	0	0	1	0	0	0	4	0	5
		Cases	0	0	1	0	0	0	3	0	4
TODD	0017090 SEXUAL ABUSE - 3RD DEGREE	Charges	0	0	0	1	0	0	0	0	1
		Cases	0	0	0	1	0	0	0	0	1
	0017100 SEXUAL MISCONDUCT	Charges	0	0	0	1	0	0	0	0	1
		Cases	0	0	0	1	0	0	0	0	1
	0111651 ATT RAPE, 3RD DEGREE	Charges	0	0	0	1	0	0	0	0	1

Considerations:

* These statistics represent a snapshot in time.

* A case may consist of one or multiple charges. The distinct count on cases counts the case only once.

* Counts of cases do not necessarily represent counts of unique individuals.

Data Source: CourtNet

Query Date: 5/23/2025

Page 164 of 185

**Specified Charges Disposed
(1/1/2024-12/31/2024) All Counties**

		Cases	0	0	0	1	0	0	0	0	1
	0111840 SODOMY, 1ST DEGREE - INCAPABLE OF CONSENT/PHYSICALLY HELPLES	Charges	0	0	0	1	0	0	0	0	1
		Cases	0	0	0	1	0	0	0	0	1
	0112210 SEXUAL ABUSE, 1ST DEGREE, VICTIM U/12 YEARS OF AGE	Charges	0	1	0	0	0	0	0	0	1
		Cases	0	1	0	0	0	0	0	0	1
	0112211 ATT SEXUAL ABUSE, 1ST DEGREE, VICTIM U/12 YEARS OF AGE	Charges	0	1	0	0	0	0	0	0	1
		Cases	0	1	0	0	0	0	0	0	1
	County Total	Charges	0	2	0	4	0	0	0	0	6
		Cases	0	1	0	3	0	0	0	0	4
TRIMBLE	0017090 SEXUAL ABUSE - 3RD DEGREE	Charges	0	0	0	1	0	0	0	0	1
		Cases	0	0	0	1	0	0	0	0	1
	0109960 RAPE, 1ST DEGREE, VICTIM U/12 YEARS OF AGE	Charges	0	0	0	0	0	0	1	0	1
		Cases	0	0	0	0	0	0	1	0	1
	0112200 SEXUAL ABUSE, 1ST DEGREE	Charges	0	0	0	0	0	0	1	0	1
		Cases	0	0	0	0	0	0	1	0	1
	County Total	Charges	0	0	0	1	0	0	2	0	3
		Cases	0	0	0	1	0	0	2	0	3
UNION	0111650 RAPE, 3RD DEGREE	Charges	0	0	0	1	0	0	0	0	1
		Cases	0	0	0	1	0	0	0	0	1
	0112200 SEXUAL ABUSE, 1ST DEGREE	Charges	0	0	0	0	0	0	2	0	2
		Cases	0	0	0	0	0	0	1	0	1
	County Total	Charges	0	0	0	1	0	0	2	0	3
		Cases	0	0	0	1	0	0	1	0	2
WARREN	0017090 SEXUAL ABUSE - 3RD DEGREE	Charges	0	2	2	0	1	1	1	0	7
		Cases	0	2	2	0	1	1	1	0	7
	0017100 SEXUAL MISCONDUCT	Charges	0	0	1	0	0	0	0	0	1

Considerations:

* These statistics represent a snapshot in time.

* A case may consist of one or multiple charges. The distinct count on cases counts the case only once.

* Counts of cases do not necessarily represent counts of unique individuals.

Data Source: CourtNet

Query Date: 5/23/2025

Page 165 of 185

**Specified Charges Disposed
(1/1/2024-12/31/2024) All Counties**

	Cases	0	0	1	0	0	0	0	0	1
0109900 RAPE, 1ST DEGREE	Charges	0	1	0	2	0	0	14	1	18
	Cases	0	1	0	2	0	0	12	1	16
0109901 ATT RAPE, 1ST DEGREE	Charges	0	1	0	0	0	0	0	0	1
	Cases	0	1	0	0	0	0	0	0	1
0109921 ATT RAPE, 1ST DEGREE - DOMESTIC VIOLENCE	Charges	0	0	0	0	0	0	1	0	1
	Cases	0	0	0	0	0	0	1	0	1
0109940 RAPE, 1ST DEGREE - INCAPABLE OF CONSENT/PHYSICALLY HELPLESS	Charges	0	0	0	1	0	0	0	0	1
	Cases	0	0	0	1	0	0	0	0	1
0109960 RAPE, 1ST DEGREE, VICTIM U/12 YEARS OF AGE	Charges	0	0	0	0	0	0	3	0	3
	Cases	0	0	0	0	0	0	3	0	3
0111620 RAPE-2ND DEGREE-NO FORCE	Charges	0	0	0	0	0	0	2	0	2
	Cases	0	0	0	0	0	0	1	0	1
0111650 RAPE, 3RD DEGREE	Charges	0	0	0	1	0	0	2	0	3
	Cases	0	0	0	1	0	0	2	0	3
0111800 SODOMY, 1ST DEGREE	Charges	0	1	0	0	0	0	4	0	5
	Cases	0	1	0	0	0	0	3	0	4
0111820 SODOMY, 1ST DEGREE, DOMESTIC VIOLENCE	Charges	0	0	0	0	0	0	0	1	1
	Cases	0	0	0	0	0	0	0	1	1
0111850 SODOMY,1ST -INCAPABLE OF CONSENT/PHY HELPLESS/SERIOUS INJURY	Charges	0	0	0	0	0	0	1	0	1
	Cases	0	0	0	0	0	0	1	0	1
0111860 SODOMY, 1ST DEGREE, VICTIM U/12 YEARS OF AGE	Charges	0	0	0	1	0	0	5	0	6
	Cases	0	0	0	1	0	0	5	0	5
0112020 SODOMY-2ND DEGREE	Charges	0	0	0	0	0	0	1	0	1
	Cases	0	0	0	0	0	0	1	0	1
0112050 SODOMY, 3RD DEGREE	Charges	0	0	0	2	0	0	1	0	3
	Cases	0	0	0	2	0	0	1	0	2

Considerations:

- * These statistics represent a snapshot in time.
- * A case may consist of one or multiple charges. The distinct count on cases counts the case only once.
- * Counts of cases do not necessarily represent counts of unique individuals.

**Specified Charges Disposed
(1/1/2024-12/31/2024) All Counties**

	0112200 SEXUAL ABUSE, 1ST DEGREE	Charges	0	1	0	5	0	0	12	1	19
		Cases	0	1	0	2	0	0	12	1	15
	0112210 SEXUAL ABUSE, 1ST DEGREE, VICTIM U/12 YEARS OF AGE	Charges	0	0	0	0	0	0	11	0	11
		Cases	0	0	0	0	0	0	7	0	7
	0360500 INCEST	Charges	0	0	0	0	0	0	1	0	1
		Cases	0	0	0	0	0	0	1	0	1
	0360510 *OBS* INCEST-FORCIBLE COMPULS/INCAPABLE CONSENT OR U/18 YOA	Charges	0	0	0	1	0	0	0	0	1
		Cases	0	0	0	1	0	0	0	0	1
	0360560 INCEST - PERSON LESS THAN 18 BY PERSON 3 OR MORE YRS OLDER	Charges	0	0	0	0	0	0	0	1	1
		Cases	0	0	0	0	0	0	0	1	1
	0360570 INCEST - WITH PERSON LESS THAN 12 YEARS OF AGE	Charges	0	0	0	1	0	0	2	0	3
		Cases	0	0	0	1	0	0	2	0	3
	0372200 USE OF MINOR UNDER 18 IN A SEXUAL PERFORMANCE	Charges	0	0	0	10	0	0	1	0	11
		Cases	0	0	0	1	0	0	1	0	1
	0381100 UNLAWFUL TRANSACTION W/MINOR 1ST DEG ILL SEX ACT, U/18	Charges	0	1	0	9	0	0	1	0	11
		Cases	0	1	0	1	0	0	1	0	1
	0381120 UNLAWFUL TRANSACTION W/MINOR 1ST DEG ILL SEX ACT, U/16	Charges	0	0	0	2	0	0	4	0	6
		Cases	0	0	0	2	0	0	3	0	5
	0381121 ATT UNLAWFUL TRANSACTION W/MINOR 1ST DEG ILL SEX ACT, U/16	Charges	0	0	0	0	0	0	2	0	2
		Cases	0	0	0	0	0	0	2	0	2
	County Total	Charges	0	7	3	35	1	1	69	4	120
		Cases	0	7	3	12	1	1	35	3	51
WAYNE	0017090 SEXUAL ABUSE - 3RD DEGREE	Charges	0	0	0	2	0	0	0	0	2
		Cases	0	0	0	2	0	0	0	0	2
	0109900 RAPE, 1ST DEGREE	Charges	0	0	0	0	0	0	1	0	1
		Cases	0	0	0	0	0	0	1	0	1
	0109901 ATT RAPE, 1ST DEGREE	Charges									
		Cases									

Considerations:

* These statistics represent a snapshot in time.

* A case may consist of one or multiple charges. The distinct count on cases counts the case only once.

* Counts of cases do not necessarily represent counts of unique individuals.

Data Source: CourtNet

Query Date: 5/23/2025

Page 167 of 185

**Specified Charges Disposed
(1/1/2024-12/31/2024) All Counties**

			0	0	0	0	0	0	1	0	1
		Cases	0	0	0	0	0	0	1	0	1
	0111620 RAPE-2ND DEGREE-NO FORCE	Charges	0	1	0	0	0	0	0	0	1
		Cases	0	1	0	0	0	0	0	0	1
	County Total	Charges	0	1	0	2	0	0	2	0	5
		Cases	0	1	0	2	0	0	2	0	4
WEBSTER	0017090 SEXUAL ABUSE - 3RD DEGREE	Charges	0	0	2	0	0	0	0	0	2
		Cases	0	0	2	0	0	0	0	0	2
	0109900 RAPE, 1ST DEGREE	Charges	0	0	0	0	0	0	2	0	2
		Cases	0	0	0	0	0	0	2	0	2
	0109960 RAPE, 1ST DEGREE, VICTIM U/12 YEARS OF AGE	Charges	0	0	0	0	0	0	1	0	1
		Cases	0	0	0	0	0	0	1	0	1
	0111800 SODOMY, 1ST DEGREE	Charges	0	0	0	0	0	0	2	0	2
		Cases	0	0	0	0	0	0	2	0	2
	0111860 SODOMY, 1ST DEGREE, VICTIM U/12 YEARS OF AGE	Charges	0	0	0	0	0	0	1	0	1
		Cases	0	0	0	0	0	0	1	0	1
	0360570 INCEST - WITH PERSON LESS THAN 12 YEARS OF AGE	Charges	0	0	0	0	0	0	2	0	2
		Cases	0	0	0	0	0	0	1	0	1
	County Total	Charges	0	0	2	0	0	0	8	0	10
		Cases	0	0	2	0	0	0	3	0	5
WHITLEY	0017090 SEXUAL ABUSE - 3RD DEGREE	Charges	0	0	1	0	0	0	0	0	1
		Cases	0	0	1	0	0	0	0	0	1
	0110000 *OBS* RAPE - 1ST DEGREE	Charges	0	0	0	1	0	0	0	0	1
		Cases	0	0	0	1	0	0	0	0	1
	0112110 *OBS* SEXUAL ABUSE-1ST DEGREE	Charges	0	0	0	1	0	0	0	0	1
		Cases	0	0	0	1	0	0	0	0	1

Considerations:

* These statistics represent a snapshot in time.

* A case may consist of one or multiple charges. The distinct count on cases counts the case only once.

* Counts of cases do not necessarily represent counts of unique individuals.

Data Source: CourtNet

Query Date: 5/23/2025

Page 168 of 185

**Specified Charges Disposed
(1/1/2024-12/31/2024) All Counties**

WOLFE	0112200 SEXUAL ABUSE, 1ST DEGREE	Charges	0	0	0	0	0	0	2	0	2
		Cases	0	0	0	0	0	0	2	0	2
	0112210 SEXUAL ABUSE, 1ST DEGREE, VICTIM U/12 YEARS OF AGE	Charges	0	0	0	0	0	0	3	0	3
		Cases	0	0	0	0	0	0	2	0	2
	County Total	Charges	0	0	1	2	0	0	5	0	8
		Cases	0	0	1	1	0	0	3	0	5
	0109900 RAPE, 1ST DEGREE	Charges	0	0	0	1	0	0	0	0	1
		Cases	0	0	0	1	0	0	0	0	1
	0111840 SODOMY, 1ST DEGREE - INCAPABLE OF CONSENT/PHYSICALLY HELPLES	Charges	0	0	0	0	0	0	1	0	1
		Cases	0	0	0	0	0	0	1	0	1
	0360550 INCEST - FORCIBLE COMPULSION/INCAPABLE OF OR W/OUT CONSENT	Charges	0	0	0	0	0	0	1	0	1
		Cases	0	0	0	0	0	0	1	0	1
	0381100 UNLAWFUL TRANSACTION W/MINOR 1ST DEG ILL SEX ACT, U/18	Charges	0	0	0	0	0	0	1	0	1
		Cases	0	0	0	0	0	0	1	0	1
	County Total	Charges	0	0	0	1	0	0	3	0	4
		Cases	0	0	0	1	0	0	1	0	2
	CY Total	Charges	1	132	68	337	3	7	1315	47	1910
		Cases	1	93	51	177	3	6	426	27	706
	DISTRICT TOTAL	Charges	1	132	68	337	3	7	1,315	47	1,910
		Cases	1	93	51	177	3	6	426	27	706

Considerations:

- * These statistics represent a snapshot in time.
- * A case may consist of one or multiple charges. The distinct count on cases counts the case only once.
- * Counts of cases do not necessarily represent counts of unique individuals.

**Specified Charges Disposed
(1/1/2024-12/31/2024) All Counties**

CIRCUIT SUMMARY	Count	Acquitted	Amended	Convicted	Dismissed	Diverted	FTA / FTV / AP	Indictment	Other	Total
0017080 *OBS* SEXUAL ABUSE - 2ND DEGREE	Charges	0	0	1	0	0	0	0	0	1
	Cases	0	0	1	0	0	0	0	0	1
0017090 SEXUAL ABUSE - 3RD DEGREE	Charges	1	6	32	29	1	0	0	0	69
	Cases	1	4	29	9	1	0	0	0	43
0017100 SEXUAL MISCONDUCT	Charges	1	0	89	5	1	0	0	0	96
	Cases	1	0	60	3	1	0	0	0	65
0109900 RAPE, 1ST DEGREE	Charges	8	85	92	146	0	5	0	1	337
	Cases	7	76	46	59	0	4	0	1	189
0109901 ATT RAPE, 1ST DEGREE	Charges	0	3	3	2	0	0	0	0	8
	Cases	0	3	3	2	0	0	0	0	8
0109905 COMP RAPE, 1ST DEGREE	Charges	0	1	6	0	0	0	0	0	7
	Cases	0	1	1	0	0	0	0	0	2
0109910 RAPE, 1ST DEGREE W/SERIOUS PHYSICAL INJURY	Charges	1	1	0	1	0	0	0	0	3
	Cases	1	1	0	1	0	0	0	0	3
0109920 RAPE, 1ST DEGREE - DOMESTIC VIOLENCE	Charges	1	12	2	20	0	0	0	0	35
	Cases	1	11	1	10	0	0	0	0	22
0109921 ATT RAPE, 1ST DEGREE - DOMESTIC VIOLENCE	Charges	0	1	1	1	0	0	0	0	3
	Cases	0	1	1	1	0	0	0	0	3
0109925 COMP RAPE, 1ST DEGREE - DOMESTIC VIOLENCE	Charges	0	1	0	0	0	0	0	0	1
	Cases	0	1	0	0	0	0	0	0	1
0109940 RAPE, 1ST DEGREE - INCAPABLE OF CONSENT/PHYSICALLY HELPLESS	Charges	3	9	5	7	0	0	0	0	24
	Cases	2	9	5	6	0	0	0	0	22

Considerations:

* These statistics represent a snapshot in time.

* A case may consist of one or multiple charges. The distinct count on cases counts the case only once.

* Counts of cases do not necessarily represent counts of unique individuals.

Data Source: CourtNet

Query Date: 5/23/2025

Page 170 of 185

**Specified Charges Disposed
(1/1/2024-12/31/2024) All Counties**

CIRCUIT SUMMARY	Count	Acquitted	Amended	Convicted	Dismissed	Diverted	FTA / FTV / AP	Indictment	Other	Total
0109960 RAPE, 1ST DEGREE, VICTIM U/12 YEARS OF AGE	Charges	5	44	32	84	0	5	0	0	170
	Cases	4	38	21	43	0	5	0	0	103
0109961 ATT RAPE, 1ST DEGREE, VICTIM U/12 YEARS OF AGE	Charges	1	1	2	1	0	0	0	0	5
	Cases	1	1	2	1	0	0	0	0	5
0109965 COMP RAPE, 1ST DEGREE, VICTIM U/12 YEARS OF AGE	Charges	0	2	0	0	0	0	0	0	2
	Cases	0	2	0	0	0	0	0	0	2
0110010 *OBS* RAPE-1ST DEGREE-NO WEAPON-INCAPABLE OF CONSENT-AGE	Charges	0	0	0	1	0	0	0	0	1
	Cases	0	0	0	1	0	0	0	0	1
0111410 *OBS* SODOMY-1ST DEGREE-GIRL-STRONGARM	Charges	0	0	0	1	0	0	0	0	1
	Cases	0	0	0	1	0	0	0	0	1
0111610 RAPE, 2ND DEGREE (MENTALLY INCAPACITATED)	Charges	0	0	2	7	0	0	0	0	9
	Cases	0	0	2	2	0	0	0	0	3
0111620 RAPE-2ND DEGREE-NO FORCE	Charges	0	18	40	26	0	0	0	1	85
	Cases	0	16	34	19	0	0	0	1	67
0111621 ATT RAPE-2ND DEGREE-NO FORCE	Charges	0	0	1	2	0	0	0	0	3
	Cases	0	0	1	1	0	0	0	0	2
0111625 COMP RAPE-2ND DEGREE-NO FORCE	Charges	0	0	0	1	0	0	0	0	1
	Cases	0	0	0	1	0	0	0	0	1
0111630 *OBS* RAPE-3RD DEGREE-NO FORCE	Charges	0	0	0	1	0	0	0	0	1
	Cases	0	0	0	1	0	0	0	0	1
0111650 RAPE, 3RD DEGREE	Charges	1	24	164	64	0	5	0	1	259
	Cases	1	19	80	36	0	2	0	1	127

Considerations:

* These statistics represent a snapshot in time.

* A case may consist of one or multiple charges. The distinct count on cases counts the case only once.

* Counts of cases do not necessarily represent counts of unique individuals.

Data Source: CourtNet

Query Date: 5/23/2025

Page 171 of 185

**Specified Charges Disposed
(1/1/2024-12/31/2024) All Counties**

CIRCUIT SUMMARY	Count	Acquitted	Amended	Convicted	Dismissed	Diverted	FTA / FTV / AP	Indictment	Other	Total
0111651 ATT RAPE, 3RD DEGREE	Charges	0	0	1	0	0	0	0	0	1
	Cases	0	0	1	0	0	0	0	0	1
0111655 COMP RAPE, 3RD DEGREE	Charges	0	0	0	3	0	0	0	0	3
	Cases	0	0	0	2	0	0	0	0	2
0111680 RAPE, 2ND DEGREE (INTELLECTUAL DISABILITY)	Charges	0	3	6	0	0	0	0	0	9
	Cases	0	3	2	0	0	0	0	0	5
0111690 RAPE, 3RD DEGREE (DOC, DJJ, DETENTION FACILITY)	Charges	0	0	2	1	0	0	0	0	3
	Cases	0	0	2	1	0	0	0	0	2
0111700 RAPE 2ND DEGREE - POSITION OF AUTHORITY	Charges	0	0	1	0	0	0	0	0	1
	Cases	0	0	1	0	0	0	0	0	1
0111800 SODOMY, 1ST DEGREE	Charges	7	41	107	166	0	1	0	2	324
	Cases	4	32	38	50	0	1	0	2	120
0111801 ATT SODOMY, 1ST DEGREE	Charges	0	2	1	3	0	0	0	0	6
	Cases	0	2	1	2	0	0	0	0	5
0111802 SOLC SODOMY, 1ST DEGREE	Charges	0	0	0	1	0	0	0	0	1
	Cases	0	0	0	1	0	0	0	0	1
0111805 COMP SODOMY, 1ST DEGREE	Charges	0	2	1	3	0	0	0	0	6
	Cases	0	2	1	1	0	0	0	0	4
0111810 SODOMY, 1ST DEGREE W/SERIOUS PHYSICAL INJURY	Charges	0	2	0	0	0	0	0	0	2
	Cases	0	2	0	0	0	0	0	0	2
0111820 SODOMY, 1ST DEGREE, DOMESTIC VIOLENCE	Charges	0	5	3	10	0	0	0	0	18
	Cases	0	5	2	7	0	0	0	0	14

Considerations:

- * These statistics represent a snapshot in time.
- * A case may consist of one or multiple charges. The distinct count on cases counts the case only once.
- * Counts of cases do not necessarily represent counts of unique individuals.

**Specified Charges Disposed
(1/1/2024-12/31/2024) All Counties**

CIRCUIT SUMMARY	Count	Acquitted	Amended	Convicted	Dismissed	Diverted	FTA / FTV / AP	Indictment	Other	Total
0111821 ATT SODOMY, 1ST DEGREE, DOMESTIC VIOLENCE	Charges	0	0	0	2	0	0	0	0	2
	Cases	0	0	0	1	0	0	0	0	1
0111840 SODOMY, 1ST DEGREE - INCAPABLE OF CONSENT/PHYSICALLY HELPLES	Charges	0	2	7	2	0	0	0	0	11
	Cases	0	2	4	2	0	0	0	0	8
0111841 ATT SODOMY, 1ST DEGREE - INCAPABLE OF CONSENT/PHYSICALLY HELPLES	Charges	0	1	0	0	0	0	0	0	1
	Cases	0	1	0	0	0	0	0	0	1
0111850 SODOMY,1ST -INCAPABLE OF CONSENT/PHY HELPLESS/SERIOUS INJURY	Charges	0	0	1	2	0	0	0	0	3
	Cases	0	0	1	2	0	0	0	0	3
0111855 COMP SODOMY,1ST -INCAPABLE OF CONSENT/PHY HELPLESS/SERIOUS INJURY	Charges	0	2	0	0	0	0	0	0	2
	Cases	0	1	0	0	0	0	0	0	1
0111860 SODOMY, 1ST DEGREE, VICTIM U/12 YEARS OF AGE	Charges	20	65	67	73	0	2	0	2	229
	Cases	7	46	32	53	0	2	0	1	133
0111861 ATT SODOMY, 1ST DEGREE, VICTIM U/12 YEARS OF AGE	Charges	0	0	4	0	0	0	0	0	4
	Cases	0	0	3	0	0	0	0	0	3
0111865 COMP SODOMY, 1ST DEGREE, VICTIM U/12 YEARS OF AGE	Charges	0	1	0	3	0	0	0	2	6
	Cases	0	1	0	2	0	0	0	1	3
0112010 SODOMY 2ND DEGREE (MENTALLY INCAPACITED)	Charges	0	0	0	1	0	0	0	0	1
	Cases	0	0	0	1	0	0	0	0	1
0112020 SODOMY-2ND DEGREE	Charges	0	11	49	27	0	0	0	0	87
	Cases	0	9	32	19	0	0	0	0	58
0112025 COMP SODOMY-2ND DEGREE	Charges	0	0	2	0	0	0	0	0	2
	Cases	0	0	2	0	0	0	0	0	2

Considerations:

- * These statistics represent a snapshot in time.
- * A case may consist of one or multiple charges. The distinct count on cases counts the case only once.
- * Counts of cases do not necessarily represent counts of unique individuals.

**Specified Charges Disposed
(1/1/2024-12/31/2024) All Counties**

CIRCUIT SUMMARY	Count	Acquitted	Amended	Convicted	Dismissed	Diverted	FTA / FTV / AP	Indictment	Other	Total
0112050 SODOMY, 3RD DEGREE	Charges	1	20	100	79	2	1	0	0	203
	Cases	1	12	49	28	1	1	0	0	83
0112051 ATT SODOMY, 3RD DEGREE	Charges	0	0	0	0	1	0	0	0	1
	Cases	0	0	0	0	1	0	0	0	1
0112055 COMP SODOMY, 3RD DEGREE	Charges	0	0	1	1	0	0	0	0	2
	Cases	0	0	1	1	0	0	0	0	2
0112080 SODOMY, 2ND DEGREE (INTELLECTUAL DISABILITY)	Charges	0	3	4	4	0	0	0	0	11
	Cases	0	2	2	3	0	0	0	0	6
0112090 SODOMY, 3RD DEGREE (DOC, DJJ, DETENTION FACILITY)	Charges	0	1	2	3	0	0	0	0	6
	Cases	0	1	2	1	0	0	0	0	4
0112110 *OBS* SEXUAL ABUSE-1ST DEGREE	Charges	0	0	6	7	0	0	0	0	13
	Cases	0	0	4	3	0	0	0	0	7
0112200 SEXUAL ABUSE, 1ST DEGREE	Charges	14	108	337	278	2	7	0	5	751
	Cases	8	76	172	122	1	4	0	4	356
0112201 ATT SEXUAL ABUSE, 1ST DEGREE	Charges	1	0	4	1	0	0	0	0	6
	Cases	1	0	4	1	0	0	0	0	6
0112205 COMP SEXUAL ABUSE, 1ST DEGREE	Charges	0	4	8	0	0	0	0	0	12
	Cases	0	3	2	0	0	0	0	0	5
0112210 SEXUAL ABUSE, 1ST DEGREE, VICTIM U/12 YEARS OF AGE	Charges	9	112	231	355	2	15	0	8	732
	Cases	6	96	114	126	1	10	0	4	322
0112211 ATT SEXUAL ABUSE, 1ST DEGREE, VICTIM U/12 YEARS OF AGE	Charges	0	0	2	1	1	0	0	0	4
	Cases	0	0	2	1	1	0	0	0	4

Considerations:

- * These statistics represent a snapshot in time.
- * A case may consist of one or multiple charges. The distinct count on cases counts the case only once.
- * Counts of cases do not necessarily represent counts of unique individuals.

**Specified Charges Disposed
(1/1/2024-12/31/2024) All Counties**

CIRCUIT SUMMARY	Count	Acquitted	Amended	Convicted	Dismissed	Diverted	FTA / FTV / AP	Indictment	Other	Total
0112212 SOLC SEXUAL ABUSE, 1ST DEGREE, VICTIM U/12 YEARS OF AGE	Charges	0	0	0	1	0	0	0	0	1
	Cases	0	0	0	1	0	0	0	0	1
0112215 COMP SEXUAL ABUSE, 1ST DEGREE, VICTIM U/12 YEARS OF AGE	Charges	0	1	31	18	1	0	0	3	54
	Cases	0	1	2	5	1	0	0	1	9
0112220 SEXUAL ABUSE, 2ND DEGREE	Charges	0	2	44	13	1	0	0	0	60
	Cases	0	2	36	11	1	0	0	0	49
0112260 SEX ABUSE, 2ND DEGREE (DOC, DJJ, DETENTION FACILITY)	Charges	0	0	2	0	0	0	0	0	2
	Cases	0	0	1	0	0	0	0	0	1
0360400 *OBS* INCEST	Charges	1	0	0	0	0	0	0	0	1
	Cases	1	0	0	0	0	0	0	0	1
0360500 INCEST	Charges	0	2	14	31	0	0	0	1	48
	Cases	0	2	10	14	0	0	0	1	24
0360501 ATT INCEST	Charges	0	0	1	0	0	0	0	0	1
	Cases	0	0	1	0	0	0	0	0	1
0360502 SOLC INCEST	Charges	0	0	0	1	0	0	0	0	1
	Cases	0	0	0	1	0	0	0	0	1
0360505 COMP INCEST	Charges	0	0	0	3	0	0	0	0	3
	Cases	0	0	0	1	0	0	0	0	1
0360510 *OBS* INCEST-FORCIBLE COMPULS/INCAPABLE CONSENT OR U/18 YOA	Charges	2	5	31	159	0	0	0	2	199
	Cases	2	5	15	27	0	0	0	1	47
0360515 *OBS* COMP INCEST-FORCIBLE COMPULS/INCAPABLE CONSENT OR U/18 YOA	Charges	0	1	0	2	0	0	0	0	3
	Cases	0	1	0	1	0	0	0	0	1

Considerations:

* These statistics represent a snapshot in time.

* A case may consist of one or multiple charges. The distinct count on cases counts the case only once.

* Counts of cases do not necessarily represent counts of unique individuals.

Data Source: CourtNet

Query Date: 5/23/2025

Page 175 of 185

**Specified Charges Disposed
(1/1/2024-12/31/2024) All Counties**

CIRCUIT SUMMARY	Count	Acquitted	Amended	Convicted	Dismissed	Diverted	FTA / FTV / AP	Indictment	Other	Total
0360520 *OBS* INCEST - VICTIM U/12 YOA OR SERIOUS PHYSICAL INJURY	Charges	6	13	29	48	0	1	0	0	97
	Cases	4	11	11	19	0	1	0	0	44
0360550 INCEST - FORCIBLE COMPULSION/INCAPABLE OF OR W/OUT CONSENT	Charges	0	0	4	3	0	0	0	0	7
	Cases	0	0	3	2	0	0	0	0	5
0360560 INCEST - PERSON LESS THAN 18 BY PERSON 3 OR MORE YRS OLDER	Charges	0	2	16	12	0	1	0	0	31
	Cases	0	2	5	4	0	1	0	0	10
0360561 ATT INCEST - PERSON LESS THAN 18 BY PERSON 3 OR MORE YRS OLDER	Charges	0	0	1	0	0	0	0	0	1
	Cases	0	0	1	0	0	0	0	0	1
0360570 INCEST - WITH PERSON LESS THAN 12 YEARS OF AGE	Charges	0	2	4	8	0	1	0	0	15
	Cases	0	2	3	4	0	1	0	0	9
0360575 COMP INCEST - WITH PERSON LESS THAN 12 YEARS OF AGE	Charges	0	0	0	1	0	0	0	0	1
	Cases	0	0	0	1	0	0	0	0	1
0372180 USE OF A MINOR U/16 IN A SEX PERFORMANCE	Charges	1	6	41	52	0	0	0	0	100
	Cases	1	6	13	25	0	0	0	0	41
0372181 ATT USE OF A MINOR U/16 IN A SEX PERFORMANCE	Charges	0	0	1	1	0	0	0	0	2
	Cases	0	0	1	1	0	0	0	0	2
0372182 SOLC USE OF A MINOR U/16 IN A SEX PERFORMANCE	Charges	0	0	1	0	0	0	0	0	1
	Cases	0	0	1	0	0	0	0	0	1
0372200 USE OF MINOR UNDER 18 IN A SEXUAL PERFORMANCE	Charges	0	9	29	18	0	0	0	0	56
	Cases	0	3	8	9	0	0	0	0	18
0381100 UNLAWFUL TRANSACTION W/MINOR 1ST DEG ILL SEX ACT, U/18	Charges	1	2	19	45	1	0	0	0	68
	Cases	1	2	13	30	1	0	0	0	45

Considerations:

- * These statistics represent a snapshot in time.
- * A case may consist of one or multiple charges. The distinct count on cases counts the case only once.
- * Counts of cases do not necessarily represent counts of unique individuals.

**Specified Charges Disposed
(1/1/2024-12/31/2024) All Counties**

CIRCUIT SUMMARY	Count	Acquitted	Amended	Convicted	Dismissed	Diverted	FTA / FTV / AP	Indictment	Other	Total
0381101 ATT UNLAWFUL TRANSACTION W/MINOR 1ST DEG ILL SEX ACT, U/18	Charges	0	0	1	0	0	0	0	0	1
	Cases	0	0	1	0	0	0	0	0	1
0381104 FACIL UNLAWFUL TRANSACTION W/MINOR 1ST DEG ILL SEX ACT, U/18	Charges	0	0	4	0	0	0	0	0	4
	Cases	0	0	2	0	0	0	0	0	2
0381120 UNLAWFUL TRANSACTION W/MINOR 1ST DEG ILL SEX ACT, U/16	Charges	3	32	38	212	1	5	0	1	292
	Cases	3	17	25	36	1	3	0	1	82
0381121 ATT UNLAWFUL TRANSACTION W/MINOR 1ST DEG ILL SEX ACT, U/16	Charges	0	2	5	7	0	0	0	0	14
	Cases	0	1	4	6	0	0	0	0	10
0381122 SOLC UNLAWFUL TRANSACTION W/MINOR 1ST DEG ILL SEX ACT, U/16	Charges	0	2	0	2	0	0	0	0	4
	Cases	0	2	0	2	0	0	0	0	4
0381140 UNLAWFUL TRANSACTION W/MINOR 1ST DEG ILL SEX ACT, PHYS INJ	Charges	0	0	0	2	0	0	0	0	2
	Cases	0	0	0	1	0	0	0	0	1
CIRCUIT TOTAL	Charges	88	674	1,735	2,064	14	49	0	29	4,653
	Cases	31	444	594	502	7	16	0	13	1,120

Considerations:

- * These statistics represent a snapshot in time.
- * A case may consist of one or multiple charges. The distinct count on cases counts the case only once.
- * Counts of cases do not necessarily represent counts of unique individuals.

**Specified Charges Disposed
(1/1/2024-12/31/2024) All Counties**

DISTRICT SUMMARY	Count	Acquitted	Amended	Convicted	Dismissed	Diverted	FTA / FTV / AP	Indictment	Other	Total
0017080 *OBS* SEXUAL ABUSE - 2ND DEGREE	Charges	0	0	0	4	0	0	0	0	4
	Cases	0	0	0	1	0	0	0	0	1
0017090 SEXUAL ABUSE - 3RD DEGREE	Charges	1	30	28	35	2	5	3	1	105
	Cases	1	29	27	35	2	4	3	1	102
0017091 ATT SEXUAL ABUSE - 3RD DEGREE	Charges	0	0	2	0	0	0	0	0	2
	Cases	0	0	2	0	0	0	0	0	2
0017100 SEXUAL MISCONDUCT	Charges	0	1	30	7	1	0	4	1	44
	Cases	0	1	16	6	1	0	2	1	27
0017120 SEXUAL MISCONDUCT-SPOUSE	Charges	0	1	1	0	0	0	0	0	2
	Cases	0	1	1	0	0	0	0	0	2
0109900 RAPE, 1ST DEGREE	Charges	0	7	0	23	0	0	94	3	127
	Cases	0	6	0	22	0	0	80	3	109
0109901 ATT RAPE, 1ST DEGREE	Charges	0	1	0	1	0	0	6	0	8
	Cases	0	1	0	1	0	0	6	0	8
0109904 FACIL RAPE, 1ST DEGREE	Charges	0	0	0	0	0	0	1	0	1
	Cases	0	0	0	0	0	0	1	0	1
0109920 RAPE, 1ST DEGREE - DOMESTIC VIOLENCE	Charges	0	1	0	2	0	0	19	2	24
	Cases	0	1	0	1	0	0	17	2	21
0109921 ATT RAPE, 1ST DEGREE - DOMESTIC VIOLENCE	Charges	0	2	0	0	0	0	1	0	3
	Cases	0	1	0	0	0	0	1	0	2
0109930 RAPE, 1ST DEGREE - DOMESTIC VIOLENCE W/SERIOUS PHYSICAL INJU	Charges	0	0	0	0	0	0	1	0	1
	Cases	0	0	0	0	0	0	1	0	1

Considerations:

* These statistics represent a snapshot in time.

* A case may consist of one or multiple charges. The distinct count on cases counts the case only once.

* Counts of cases do not necessarily represent counts of unique individuals.

Data Source: CourtNet

Query Date: 5/23/2025

Page 178 of 185

**Specified Charges Disposed
(1/1/2024-12/31/2024) All Counties**

DISTRICT SUMMARY	Count	Acquitted	Amended	Convicted	Dismissed	Diverted	FTA / FTV / AP	Indictment	Other	Total
0109940 RAPE, 1ST DEGREE - INCAPABLE OF CONSENT/PHYSICALLY HELPLESS	Charges	0	1	0	5	0	0	10	0	16
	Cases	0	1	0	5	0	0	10	0	16
0109941 ATT RAPE, 1ST DEGREE - INCAPABLE OF CONSENT/PHYSICALLY HELPLESS	Charges	0	0	0	0	0	0	1	0	1
	Cases	0	0	0	0	0	0	1	0	1
0109950 RAPE, 1ST - INCAP OF CONSENT/PHYS HELPLESS/SERIOUS INJURY	Charges	0	0	0	1	0	0	1	0	2
	Cases	0	0	0	1	0	0	1	0	2
0109960 RAPE, 1ST DEGREE, VICTIM U/12 YEARS OF AGE	Charges	0	4	0	11	0	0	38	2	55
	Cases	0	3	0	9	0	0	33	2	41
0109961 ATT RAPE, 1ST DEGREE, VICTIM U/12 YEARS OF AGE	Charges	0	1	0	0	0	0	1	0	2
	Cases	0	1	0	0	0	0	1	0	2
0109965 COMP RAPE, 1ST DEGREE, VICTIM U/12 YEARS OF AGE	Charges	0	0	0	0	0	0	2	0	2
	Cases	0	0	0	0	0	0	2	0	2
0110000 *OBS* RAPE - 1ST DEGREE	Charges	0	0	0	1	0	0	0	0	1
	Cases	0	0	0	1	0	0	0	0	1
0111610 RAPE, 2ND DEGREE (MENTALLY INCAPACITATED)	Charges	0	1	0	1	0	0	0	0	2
	Cases	0	1	0	1	0	0	0	0	2
0111620 RAPE-2ND DEGREE-NO FORCE	Charges	0	3	0	7	0	0	158	2	170
	Cases	0	3	0	3	0	0	23	2	30
0111625 COMP RAPE-2ND DEGREE-NO FORCE	Charges	0	0	0	6	0	0	0	0	6
	Cases	0	0	0	1	0	0	0	0	1
0111650 RAPE, 3RD DEGREE	Charges	0	5	0	18	0	0	155	3	181
	Cases	0	4	0	15	0	0	51	2	71

Considerations:

* These statistics represent a snapshot in time.

* A case may consist of one or multiple charges. The distinct count on cases counts the case only once.

* Counts of cases do not necessarily represent counts of unique individuals.

Data Source: CourtNet

Query Date: 5/23/2025

Page 179 of 185

**Specified Charges Disposed
(1/1/2024-12/31/2024) All Counties**

DISTRICT SUMMARY	Count	Acquitted	Amended	Convicted	Dismissed	Diverted	FTA / FTV / AP	Indictment	Other	Total
0111651 ATT RAPE, 3RD DEGREE	Charges	0	1	0	1	0	0	0	0	2
	Cases	0	1	0	1	0	0	0	0	2
0111680 RAPE, 2ND DEGREE (INTELLECTUAL DISABILITY)	Charges	0	0	0	1	0	0	3	0	4
	Cases	0	0	0	1	0	0	3	0	4
0111800 SODOMY, 1ST DEGREE	Charges	0	4	0	6	0	0	34	2	46
	Cases	0	3	0	6	0	0	30	2	41
0111801 ATT SODOMY, 1ST DEGREE	Charges	0	0	0	1	0	0	0	0	1
	Cases	0	0	0	1	0	0	0	0	1
0111804 FACI SODOMY, 1ST DEGREE	Charges	0	0	0	0	0	0	1	0	1
	Cases	0	0	0	0	0	0	1	0	1
0111805 COMP SODOMY, 1ST DEGREE	Charges	0	0	0	0	0	0	1	0	1
	Cases	0	0	0	0	0	0	1	0	1
0111820 SODOMY, 1ST DEGREE, DOMESTIC VIOLENCE	Charges	0	1	0	2	0	0	10	2	15
	Cases	0	1	0	1	0	0	8	2	12
0111821 ATT SODOMY, 1ST DEGREE, DOMESTIC VIOLENCE	Charges	0	0	0	0	0	0	2	0	2
	Cases	0	0	0	0	0	0	1	0	1
0111840 SODOMY, 1ST DEGREE - INCAPABLE OF CONSENT/PHYSICALLY HELPLES	Charges	0	0	0	1	0	0	2	0	3
	Cases	0	0	0	1	0	0	2	0	3
0111841 ATT SODOMY, 1ST DEGREE - INCAPABLE OF CONSENT/PHYSICALLY HELPLES	Charges	0	1	0	0	0	0	0	0	1
	Cases	0	1	0	0	0	0	0	0	1
0111850 SODOMY,1ST -INCAPABLE OF CONSENT/PHY HELPLESS/SERIOUS INJURY	Charges	0	0	0	1	0	0	1	0	2
	Cases	0	0	0	1	0	0	1	0	2

Considerations:

- * These statistics represent a snapshot in time.
- * A case may consist of one or multiple charges. The distinct count on cases counts the case only once.
- * Counts of cases do not necessarily represent counts of unique individuals.

**Specified Charges Disposed
(1/1/2024-12/31/2024) All Counties**

DISTRICT SUMMARY	Count	Acquitted	Amended	Convicted	Dismissed	Diverted	FTA / FTV / AP	Indictment	Other	Total
0111860 SODOMY, 1ST DEGREE, VICTIM U/12 YEARS OF AGE	Charges	0	2	0	4	0	0	47	2	55
	Cases	0	2	0	4	0	0	34	2	40
0111865 COMP SODOMY, 1ST DEGREE, VICTIM U/12 YEARS OF AGE	Charges	0	0	0	0	0	0	2	0	2
	Cases	0	0	0	0	0	0	2	0	2
0112020 SODOMY-2ND DEGREE	Charges	0	1	0	1	0	0	16	0	18
	Cases	0	1	0	1	0	0	10	0	12
0112050 SODOMY, 3RD DEGREE	Charges	0	2	0	8	0	0	52	4	66
	Cases	0	2	0	6	0	0	28	3	38
0112051 ATT SODOMY, 3RD DEGREE	Charges	0	1	0	1	0	0	1	0	3
	Cases	0	1	0	1	0	0	1	0	3
0112080 SODOMY, 2ND DEGREE (INTELLECTUAL DISABILITY)	Charges	0	0	0	0	0	0	2	0	2
	Cases	0	0	0	0	0	0	1	0	1
0112090 SODOMY, 3RD DEGREE (DOC, DJJ, DETENTION FACILITY)	Charges	0	0	0	0	0	0	1	0	1
	Cases	0	0	0	0	0	0	1	0	1
0112110 *OBS* SEXUAL ABUSE-1ST DEGREE	Charges	0	0	0	1	0	0	0	0	1
	Cases	0	0	0	1	0	0	0	0	1
0112115 *OBS* COMP SEXUAL ABUSE-1ST DEGREE	Charges	0	0	0	0	0	0	1	0	1
	Cases	0	0	0	0	0	0	1	0	1
0112200 SEXUAL ABUSE, 1ST DEGREE	Charges	0	16	0	48	0	0	260	9	333
	Cases	0	11	0	35	0	0	116	9	168
0112201 ATT SEXUAL ABUSE, 1ST DEGREE	Charges	0	1	3	3	0	0	0	0	7
	Cases	0	1	2	3	0	0	0	0	6

Considerations:

- * These statistics represent a snapshot in time.
- * A case may consist of one or multiple charges. The distinct count on cases counts the case only once.
- * Counts of cases do not necessarily represent counts of unique individuals.

**Specified Charges Disposed
(1/1/2024-12/31/2024) All Counties**

DISTRICT SUMMARY	Count	Acquitted	Amended	Convicted	Dismissed	Diverted	FTA / FTV / AP	Indictment	Other	Total
0112205 COMP SEXUAL ABUSE, 1ST DEGREE	Charges	0	0	0	0	0	0	1	0	1
	Cases	0	0	0	0	0	0	1	0	1
0112210 SEXUAL ABUSE, 1ST DEGREE, VICTIM U/12 YEARS OF AGE	Charges	0	6	0	16	0	0	208	3	233
	Cases	0	5	0	7	0	0	76	3	90
0112211 ATT SEXUAL ABUSE, 1ST DEGREE, VICTIM U/12 YEARS OF AGE	Charges	0	2	0	0	0	0	0	0	2
	Cases	0	2	0	0	0	0	0	0	2
0112212 SOLC SEXUAL ABUSE, 1ST DEGREE, VICTIM U/12 YEARS OF AGE	Charges	0	1	0	0	0	0	1	0	2
	Cases	0	1	0	0	0	0	1	0	2
0112220 SEXUAL ABUSE, 2ND DEGREE	Charges	0	21	4	6	0	2	1	2	36
	Cases	0	8	3	6	0	2	1	1	21
0112260 SEX ABUSE, 2ND DEGREE (DOC, DJJ, DETENTION FACILITY)	Charges	0	1	0	0	0	0	0	0	1
	Cases	0	1	0	0	0	0	0	0	1
0360500 INCEST	Charges	0	4	0	4	0	0	16	4	28
	Cases	0	4	0	4	0	0	14	1	22
0360501 ATT INCEST	Charges	0	1	0	0	0	0	0	0	1
	Cases	0	1	0	0	0	0	0	0	1
0360510 *OBS* INCEST-FORCIBLE COMPULS/INCAPABLE CONSENT OR U/18 YOA	Charges	0	0	0	1	0	0	0	0	1
	Cases	0	0	0	1	0	0	0	0	1
0360512 *OBS* SOLC INCEST-FORCIBLE COMPULS/INCAPABLE CONSENT OR U/18 YOA	Charges	0	0	0	4	0	0	0	0	4
	Cases	0	0	0	1	0	0	0	0	1
0360520 *OBS* INCEST - VICTIM U/12 YOA OR SERIOUS PHYSICAL INJURY	Charges	0	0	0	1	0	0	0	0	1
	Cases	0	0	0	1	0	0	0	0	1

Considerations:

- * These statistics represent a snapshot in time.
- * A case may consist of one or multiple charges. The distinct count on cases counts the case only once.
- * Counts of cases do not necessarily represent counts of unique individuals.

**Specified Charges Disposed
(1/1/2024-12/31/2024) All Counties**

DISTRICT SUMMARY	Count	Acquitted	Amended	Convicted	Dismissed	Diverted	FTA / FTV / AP	Indictment	Other	Total
0360550 INCEST - FORCIBLE COMPULSION/INCAPABLE OF OR W/OUT CONSENT	Charges	0	0	0	1	0	0	8	0	9
	Cases	0	0	0	1	0	0	5	0	6
0360551 ATT INCEST - FORCIBLE COMPULSION/INCAPABLE OF OR W/OUT CONSENT	Charges	0	0	0	0	0	0	1	0	1
	Cases	0	0	0	0	0	0	1	0	1
0360560 INCEST - PERSON LESS THAN 18 BY PERSON 3 OR MORE YRS OLDER	Charges	0	0	0	0	0	0	13	3	16
	Cases	0	0	0	0	0	0	11	3	14
0360570 INCEST - WITH PERSON LESS THAN 12 YEARS OF AGE	Charges	0	0	0	10	0	0	16	0	26
	Cases	0	0	0	6	0	0	13	0	18
0360575 COMP INCEST - WITH PERSON LESS THAN 12 YEARS OF AGE	Charges	0	0	0	0	0	0	1	0	1
	Cases	0	0	0	0	0	0	1	0	1
0360580 INCEST - WITHOUT CONSENT CAUSING SERIOUS PHYSICAL INJURY	Charges	0	1	0	0	0	0	0	0	1
	Cases	0	1	0	0	0	0	0	0	1
0372180 USE OF A MINOR U/16 IN A SEX PERFORMANCE	Charges	0	0	0	43	0	0	18	0	61
	Cases	0	0	0	6	0	0	10	0	16
0372181 ATT USE OF A MINOR U/16 IN A SEX PERFORMANCE	Charges	0	0	0	1	0	0	0	0	1
	Cases	0	0	0	1	0	0	0	0	1
0372200 USE OF MINOR UNDER 18 IN A SEXUAL PERFORMANCE	Charges	0	0	0	17	0	0	25	0	42
	Cases	0	0	0	3	0	0	6	0	8
0381100 UNLAWFUL TRANSACTION W/MINOR 1ST DEG ILL SEX ACT, U/18	Charges	0	2	0	10	0	0	14	0	26
	Cases	0	2	0	2	0	0	12	0	14
0381101 ATT UNLAWFUL TRANSACTION W/MINOR 1ST DEG ILL SEX ACT, U/18	Charges	0	1	0	4	0	0	0	0	5
	Cases	0	1	0	3	0	0	0	0	4

Considerations:

- * These statistics represent a snapshot in time.
- * A case may consist of one or multiple charges. The distinct count on cases counts the case only once.
- * Counts of cases do not necessarily represent counts of unique individuals.

**Specified Charges Disposed
(1/1/2024-12/31/2024) All Counties**

DISTRICT SUMMARY	Count	Acquitted	Amended	Convicted	Dismissed	Diverted	FTA / FTV / AP	Indictment	Other	Total
0381120 UNLAWFUL TRANSACTION W/MINOR 1ST DEG ILL SEX ACT, U/16	Charges	0	2	0	14	0	0	58	2	76
	Cases	0	1	0	9	0	0	34	2	44
0381121 ATT UNLAWFUL TRANSACTION W/MINOR 1ST DEG ILL SEX ACT, U/16	Charges	0	0	0	0	0	0	3	0	3
	Cases	0	0	0	0	0	0	3	0	3
0381125 COMP UNLAWFUL TRANSACTION W/MINOR 1ST DEG ILL SEX ACT, U/16	Charges	0	2	0	4	0	0	0	0	6
	Cases	0	1	0	1	0	0	0	0	1
DISTRICT TOTAL	Charges	1	132	68	337	3	7	1,315	47	1,910
	Cases	1	93	51	177	3	6	426	27	706

Considerations:

- * These statistics represent a snapshot in time.
- * A case may consist of one or multiple charges. The distinct count on cases counts the case only once.
- * Counts of cases do not necessarily represent counts of unique individuals.

**Specified Charges Disposed
(1/1/2024-12/31/2024) All Counties**

Jurisdiction	Count	Acquitted	Amended	Convicted	Dismissed	Diverted	FTA / FTV / AP	Indictment	Other	Total
CIRCUIT	Charges	88	674	1,735	2,064	14	49	0	29	4,653
	Cases	31	444	594	502	7	16	0	13	1,120
DISTRICT	Charges	1	132	68	337	3	7	1,315	47	1,910
	Cases	1	93	51	177	3	6	426	27	706

Considerations:

- * These statistics represent a snapshot in time.
- * A case may consist of one or multiple charges. The distinct count on cases counts the case only once.
- * Counts of cases do not necessarily represent counts of unique individuals.



ADMINISTRATIVE OFFICE OF THE COURTS
Research & Statistics

21_RSX4000

The UOR Codes listed below were queried for the attached report

510.040

KRS	UOR Code	UOR Description	CHARGE LEVEL AND CLASS
510.040	010990	RAPE, 1ST DEGREE	Felony B
510.040	010991	RAPE, 1ST DEGREE W/SERIOUS PHYSICAL INJURY	Felony A
510.040	010992	RAPE, 1ST DEGREE - DOMESTIC VIOLENCE	Felony B
510.040	010993	RAPE, 1ST DEGREE - DOMESTIC VIOLENCE W/SERIOUS PHYSICAL INJU	Felony A
510.040	010994	RAPE, 1ST DEGREE - INCAPABLE OF CONSENT/PHYSICALLY HELPLESS	Felony B
510.040	010995	RAPE, 1ST - INCAP OF CONSENT/PHYS HELPLESS/SERIOUS INJURY	Felony A
510.040	010996	RAPE, 1ST DEGREE, VICTIM U/12 YEARS OF AGE	Felony A
510.040	011000	*OBS* RAPE - 1ST DEGREE	Felony B
510.040	011001	*OBS* RAPE-1ST DEGREE-NO WEAPON-INCAPABLE OF CONSENT-AGE	Felony A
510.040	011002	*OBS* RAPE-1ST DEGREE-INCAPABLE OF CONSENT-PHYSICALLY HE	Felony A
510.040	011003	*OBS* RAPE-1ST DEGREE-INCAPABLE OF CONSENT-INJURY	Felony A
510.040	011011	*OBS* RAPE-1ST DEGREE-GUN	Felony B
510.040	011012	*OBS* RAPE-1ST DEGREE-SPOUSE-GUN	Felony B
510.040	011013	*OBS* RAPE-1ST DEGREE-GUN-INJURY	Felony A
510.040	011014	*OBS* RAPE-1ST DEGREE-SPOUSE-GUN-INJURY	Felony A
510.040	011021	*OBS* RAPE-1ST DEGREE-IDENTIFY WEAPON	Felony B
510.040	011022	*OBS* RAPE-1ST DEGREE-SPOUSE-IDENTIFY WEAPON	Felony B
510.040	011023	*OBS* RAPE-1ST DEGREE-IDENTIFY WEAPON-INJURY	Felony A
510.040	011024	*OBS* RAPE-1ST DEGREE-SPOUSE-IDENTIFY WEAPON-INJURY	Felony A
510.040	011031	*OBS* RAPE-1ST DEGREE-STRONGARM	Felony B
510.040	011032	*OBS* RAPE-1ST DEGREE-SPOUSE-STRONGARM	Felony B
510.040	011033	*OBS* RAPE-1ST DEGREE-STRONGARM-INJURY	Felony A
510.040	011034	*OBS* RAPE-1ST DEGREE-SPOUSE-STRONGARM-INJURY	Felony A

510.050

KRS	UOR Code	UOR Description	CHARGE LEVEL AND CLASS
510.050	011161	RAPE, 2ND DEGREE (MENTALLY INCAPACITATED)	Felony C
510.050	011162	RAPE-2ND DEGREE-NO FORCE	Felony C
510.050	011168	RAPE, 2ND DEGREE (INTELLECTUAL DISABILITY)	Felony C
510.050	011170	RAPE 2ND DEGREE - POSITION OF AUTHORITY	Felony B

510.060

KRS	UOR Code	UOR Description	CHARGE LEVEL AND CLASS
510.060	011163	*OBS* RAPE-3RD DEGREE-NO FORCE	Felony D
510.060	011164	*OBS* RAPE 3RD DEGREE (FOSTER HOME PROVIDER & VICTIM U/18)	Felony D
510.060	011165	RAPE, 3RD DEGREE	Felony D

510.060(e)

KRS	UOR Code	UOR Description	CHARGE LEVEL AND CLASS
510.060(e)	011169	RAPE, 3RD DEGREE (DOC, DJJ, DETENTION FACILITY)	Felony D

Statistical Analysis Considerations:

This charge list displays only base level offenses. Inchoate variants that may be applicable are not excluded, but are not displayed.

Data Source: CourtNet
Query Date: 5/23/2025
Page 1 of 5

510.060(f)

KRS	UOR Code	UOR Description	CHARGE LEVEL AND CLASS
510.060(f)	011167	RAPE, 3RD DEGREE (PEACE OFFICER)	Felony D

510.070

KRS	UOR Code	UOR Description	CHARGE LEVEL AND CLASS
510.070	011041	*OBS* SODOMY-1ST DEGREE-BOY-GUN	Felony A
510.070	011042	*OBS* SODOMY-1ST DEGREE-BOY-GUN-INJURY	Felony A
510.070	011051	*OBS* SODOMY-1ST DEGREE-MAN-GUN	Felony B
510.070	011052	*OBS* SODOMY-1ST DEGREE-MAN-GUN-INJURY	Felony A
510.070	011061	*OBS* SODOMY-1ST DEGREE-GIRL-GUN	Felony A
510.070	011062	*OBS* SODOMY-1ST DEGREE-GIRL-GUN-INJURY	Felony A
510.070	011071	*OBS* SODOMY-1ST DEGREE-WOMAN-GUN	Felony B
510.070	011072	*OBS* SODOMY-1ST DEGREE-WOMAN-GUN-INJURY	Felony A
510.070	011081	*OBS* SODOMY-1ST DEGREE-BOY-IDENTIFY WEAPON	Felony A
510.070	011082	*OBS* SODOMY-1ST DEGREE-BOY-IDENTIFY WEAPON-INJURY	Felony A
510.070	011091	*OBS* SODOMY-1ST DEGREE-MAN-IDENTIFY WEAPON	Felony B
510.070	011092	*OBS* SODOMY-1ST DEGREE-MAN-IDENTIFY WEAPON-INJURY	Felony A
510.070	011101	*OBS* SODOMY-1ST DEGREE-GIRL-IDENTIFY WEAPON	Felony A
510.070	011102	*OBS* SODOMY-1ST DEGREE-GIRL-IDENTIFY WEAPON-INJURY	Felony A
510.070	011111	*OBS* SODOMY-1ST DEGREE-WOMAN-IDENTIFY WEAPON	Felony B
510.070	011112	*OBS* SODOMY-1ST DEGREE-WOMAN-IDENTIFY WEAPON-INJURY	Felony A
510.070	011121	*OBS* SODOMY-1ST DEGREE-BOY-STRONGARM	Felony A
510.070	011122	*OBS* SODOMY-1ST DEGREE-BOY-STRONGARM-INJURY	Felony A
510.070	011131	*OBS* SODOMY-1ST DEGREE-MAN-STRONGARM	Felony B
510.070	011132	*OBS* SODOMY-1ST DEGREE-MAN-STRONGARM-INJURY	Felony A
510.070	011141	*OBS* SODOMY-1ST DEGREE-GIRL-STRONGARM	Felony A
510.070	011142	*OBS* SODOMY-1ST DEGREE-GIRL-STRONGARM-INJURY	Felony A
510.070	011151	*OBS* SODOMY-1ST DEGREE-WOMAN-STRONGARM	Felony B
510.070	011152	*OBS* SODOMY-1ST DEGREE-BOY-OTHER-NO WEAPON	Felony A
510.070	011153	*OBS* SODOMY-1ST DEGREE-GIRL-OTHER-NO WEAPON	Felony A
510.070	011154	*OBS* SODOMY-1ST DEGREE-MAN-OTHER-NO WEAPON	Felony B
510.070	011155	*OBS* SODOMY-1ST DEGREE-WOMAN-OTHER-NO WEAPON	Felony B
510.070	011156	*OBS* SODOMY-1ST DEGREE-WOMAN-STRONGARM-INJURY	Felony A
510.070	011157	*OBS* SODOMY-1ST DEGREE-SPOUSE-GUN	Felony B
510.070	011158	*OBS* SODOMY-1ST DEGREE-SPOUSE-IDENTIFY WEAPON	Felony B
510.070	011159	*OBS* SODOMY-1ST DEGREE-SPOUSE-STRONGARM	Felony B
510.070	011160	*OBS* SODOMY-1ST DEGREE-WOMAN-OTHER-NO WEAPON-INJURY	Felony A
510.070	011171	*OBS* SODOMY-1ST DEGREE-BOY-OTHER-NO WEAPON-INJURY	Felony A
510.070	011172	*OBS* SODOMY-1ST DEGREE-SPOUSE-GUN-INJURY	Felony A
510.070	011173	*OBS* SODOMY-1ST DEGREE-GIRL-OTHER-NO WEAPON-INJURY	Felony A
510.070	011174	*OBS* SODOMY-1ST DEGREE-SPOUSE-IDENTIFY WEAPON-INJURY	Felony A
510.070	011175	*OBS* SODOMY-1ST DEGREE-MAN-OTHER-NO WEAPON-INJURY	Felony A
510.070	011176	*OBS* SODOMY-1ST DEGREE-SPOUSE-STRONGARM-INJURY	Felony A
510.070	011177	*OBS* SODOMY-1ST DEGREE-SPOUSE-OTHER-NO WEAPON	Felony A
510.070	011178	*OBS* SODOMY-1ST DEGREE-SPOUSE-OTHER-NO WEAPON-INJURY	Felony A
510.070	011180	SODOMY, 1ST DEGREE	Felony B
510.070	011181	SODOMY, 1ST DEGREE W/SERIOUS PHYSICAL INJURY	Felony A

Statistical Analysis Considerations:

This charge list displays only base level offenses. Inchoate variants that may be applicable are not excluded, but are not displayed.

Data Source: CourtNet

Query Date: 5/23/2025

Page 2 of 5

510.070

KRS	UOR Code	UOR Description	CHARGE LEVEL AND CLASS
510.070	011182	SODOMY, 1ST DEGREE, DOMESTIC VIOLENCE	Felony B
510.070	011183	SODOMY, 1ST DEG-DOMESTIC VIOLENCE W/SERIOUS PHYSICAL INJURY	Felony A
510.070	011184	SODOMY, 1ST DEGREE - INCAPABLE OF CONSENT/PHYSICALLY HELPLES	Felony B
510.070	011185	SODOMY,1ST -INCAPABLE OF CONSENT/PHY HELPLESS/SERIOUS INJURY	Felony A
510.070	011186	SODOMY, 1ST DEGREE, VICTIM U/12 YEARS OF AGE	Felony A
510.070	011200	*OBS* SODOMY - 1ST DEGREE	Felony B

510.080

KRS	UOR Code	UOR Description	CHARGE LEVEL AND CLASS
510.080	011201	SODOMY 2ND DEGREE (MENTALLY INCAPACITED)	Felony C
510.080	011202	SODOMY-2ND DEGREE	Felony C
510.080	011206	SODOMY 2ND DEGREE - POSITION OF AUTHORITY	Felony B
510.080	011208	SODOMY, 2ND DEGREE (INTELLECTUAL DISABILITY)	Felony C

510.090

KRS	UOR Code	UOR Description	CHARGE LEVEL AND CLASS
510.090	011203	*OBS* SODOMY-3RD DEGREE	Felony D
510.090	011204	*OBS* SODOMY 2ND DEGREE FOSTER HM VICTIM UNDER 18	Felony D
510.090	011205	SODOMY, 3RD DEGREE	Felony D

510.090(e)

KRS	UOR Code	UOR Description	CHARGE LEVEL AND CLASS
510.090(e)	011209	SODOMY, 3RD DEGREE (DOC, DJJ, DETENTION FACILITY)	Felony D

510.090(f)

KRS	UOR Code	UOR Description	CHARGE LEVEL AND CLASS
510.090(f)	011207	SODOMY, 3RD DEGREE (PEACE OFFICER)	Felony D

510.110

KRS	UOR Code	UOR Description	CHARGE LEVEL AND CLASS
510.110	011211	*OBS* SEXUAL ABUSE-1ST DEGREE	Felony D
510.110	011212	*OBS* SEX ABUSE 1ST DEG MENTALLY INCAPACITATED	Felony D
510.110	011220	SEXUAL ABUSE, 1ST DEGREE	Felony D
510.110	011221	SEXUAL ABUSE, 1ST DEGREE, VICTIM U/12 YEARS OF AGE	Felony C

510.120

KRS	UOR Code	UOR Description	CHARGE LEVEL AND CLASS
510.120	001708	*OBS* SEXUAL ABUSE - 2ND DEGREE	Misdemeanor A
510.120	011213	*OBS* SEX ABUSE 2ND DEG FOSTER HM VICTIM UNDER 18	Misdemeanor A
510.120	011222	SEXUAL ABUSE, 2ND DEGREE	Misdemeanor A

510.120(1)(b)

KRS	UOR Code	UOR Description	CHARGE LEVEL AND CLASS
510.120(1)(b)	011226	SEX ABUSE, 2ND DEGREE (DOC, DJJ, DETENTION FACILITY)	Misdemeanor A

Statistical Analysis Considerations:

This charge list displays only base level offenses. Inchoate variants that may be applicable are not excluded, but are not displayed.

Data Source: CourtNet

Query Date: 5/23/2025

Page 3 of 5

510.120(1)(c)

KRS	UOR Code	UOR Description	CHARGE LEVEL AND CLASS
510.120(1)(c)	011224	SEX ABUSE, 2ND DEGREE (PEACE OFFICER)	Misdemeanor A

510.130

KRS	UOR Code	UOR Description	CHARGE LEVEL AND CLASS
510.130	001709	SEXUAL ABUSE - 3RD DEGREE	Misdemeanor B

510.140

KRS	UOR Code	UOR Description	CHARGE LEVEL AND CLASS
510.140	001710	SEXUAL MISCONDUCT	Misdemeanor A
510.140	001712	SEXUAL MISCONDUCT-SPOUSE	Misdemeanor A

530.020

KRS	UOR Code	UOR Description	CHARGE LEVEL AND CLASS
530.020	036040	*OBS* INCEST	Felony C
530.020	036041	*OBS* INCEST W/MINOR	Felony C
530.020	036050	INCEST	Felony C
530.020	036051	*OBS* INCEST-FORCIBLE COMPULS/INCAPABLE CONSENT OR U/18 YOA	Felony B
530.020	036052	*OBS* INCEST - VICTIM U/12 YOA OR SERIOUS PHYSICAL INJURY	Felony A
530.020	036055	INCEST - FORCIBLE COMPULSION/INCAPABLE OF OR W/OUT CONSENT	Felony B
530.020	036056	INCEST - PERSON LESS THAN 18 BY PERSON 3 OR MORE YRS OLDER	Felony B
530.020	036057	INCEST - WITH PERSON LESS THAN 12 YEARS OF AGE	Felony A
530.020	036058	INCEST - WITHOUT CONSENT CAUSING SERIOUS PHYSICAL INJURY	Felony A
530.020	036200	*OBS* INCEST WITH ADULT	Felony C

530.064(1)(A)

KRS	UOR Code	UOR Description	CHARGE LEVEL AND CLASS
530.064(1)(A)	038110	UNLAWFUL TRANSACTION W/MINOR 1ST DEG ILL SEX ACT, U/18	Felony C
530.064(1)(A)	038112	UNLAWFUL TRANSACTION W/MINOR 1ST DEG ILL SEX ACT, U/16	Felony B
530.064(1)(A)	038114	UNLAWFUL TRANSACTION W/MINOR 1ST DEG ILL SEX ACT, PHYS INJ	Felony A

531.310(2)(A)

KRS	UOR Code	UOR Description	CHARGE LEVEL AND CLASS
531.310(2)(A)	037220	USE OF MINOR UNDER 18 IN A SEXUAL PERFORMANCE	Felony C

531.310(2)(B)

KRS	UOR Code	UOR Description	CHARGE LEVEL AND CLASS
531.310(2)(B)	037218	USE OF A MINOR U/16 IN A SEX PERFORMANCE	Felony B

531.310(2)(C)

KRS	UOR Code	UOR Description	CHARGE LEVEL AND CLASS
531.310(2)(C)	037219	USE OF A MINOR IN A SEX PERFORMANCE-PHYSICAL INJURY	Felony A

Statistical Analysis Considerations:

This charge list displays only base level offenses. Inchoate variants that may be applicable are not excluded, but are not displayed.

Data Source: CourtNet

Query Date: 5/23/2025

Page 4 of 5

Statistical Analysis Considerations:

This charge list displays only base level offenses. Inchoate variants that may be applicable are not excluded, but are not displayed.