

Sexual Assault Response Team
Advisory Committee

Third Annual
SAFE Act Report

July 2020

Contributors

Kentucky State Police Forensic Laboratory System

Laura B. Sudkamp, Laboratory Director, Laura.Sudkamp@ky.gov

Department of Criminal Justice Training

John C. Schwartz, Deputy Commissioner, JohnC.Schwartz@ky.gov

Administrative Office of the Courts

Lyn Guarnieri, Information and Technology Services, Research and Statistics, lynnguernieri@kycourts.net

Kentucky State Police

Lieutenant Paul Blanton U/99, Kentucky State Police, Criminal ID & Records, howard.blanton@ky.gov

Brandon Cobb, Uniform Crime Reporting Section, brandon.cobb@ky.gov

Kentucky Justice & Public Safety Cabinet

Carey A. Aldridge, Chief of Staff, carey.aldridge@ky.gov

University of Louisville

Bradley A. Campbell, PhD., Assistant Professor, bradley.campbell@louisville.edu

Kentucky Association of Sexual Assault Programs

Eileen A. Recktenwald, Executive Director, erecktenwald@kasap.org

Laela Kashan, Staff Attorney, lkashan@kasap.org

Carrie Jackson, Forensic Education Specialist, forensiceducator@kasap.org

Contents

Background	1
Kentucky State Police Forensic Laboratory System Numbers	3
KSP Lab and Rapid DNA Testing	6
Law Enforcement Numbers of Reports and Charges	7
AOC Summary Court Data- Case Outcomes	11
Law Enforcement Training on Sexual Assault Investigations	13
Sexual Assault Kit Initiative	15
2020 Legislative Updates	17
Sexual Assault Nurse Examiners and SANE-Ready Hospitals	18
Rape Crisis Center Hospital Response	19
Training for EMS	19
Conclusion	20
Map of regional rape crisis centers: services for victims	Appendix A
AOC Comprehensive Case Outcome Data	Appendix B

Background

The Sexual Assault Response Team Advisory Committee (SART AC) is co-chaired by Kentucky Association of Sexual Assault Programs (KASAP) and the Commissioner of the Kentucky State Police, with members from various agencies.¹ This committee is responsible for creating protocols and policies, providing support and resources, and reporting on outcomes all as they relate to professionals who interact with survivors of sexual violence. A number of SART AC resources can be found on KASAP's website including a SART toolkit.²

One goal of the SART AC is to support the creation of local sexual assault response teams (SARTs). The presence of functioning SARTs in communities has been associated with improved access to resources for victims, higher rates of victim participation in the criminal legal system, improved forensic evidence collection, and higher arrest rates. In addition to law enforcement agencies, healthcare facilities and RCCs, there are a number of other stakeholders whose services are critical to victims, such as the Kentucky Claims Commission, Kentucky State Police Crime Labs, and the County and Commonwealth Attorneys to name just a few.

With passage in 2016 of Senate Bill 63, the Sexual Assault Forensic Evidence Act (SAFE Act), the SART AC was tasked with creating a report for the Kentucky General Assembly³. This is the third annual report. As with implementation of any sweeping reform legislation, this report will indicate some steps forward and some steps back in Kentucky's efforts to eliminate the backlog of unsubmitted and untested sexual assault kits. As in the first report, this report will detail the success of the implementation "by the numbers", as required, of both the untested kits as well as kits that continue to be submitted going forward in the fourth year after passage. This document reflects data collected in the time period January 1 through December 31, 2019.

The requirement in the law to report specific numbers on an annual basis is an effort to get an annual snapshot of anticipated and hoped for systems change in how sexual assault cases are handled by the justice system, thereby instilling confidence in victims who want to seek justice in the future or perhaps feel that they have had justice denied because their kit was not tested. The numbers in this report document the progress, which is significant, made in year four of implementation. Ultimately the intent of the SAFE Act continues to send the message that the crime of sexual assault will be comprehensively addressed so that perpetrators are held accountable and victims will be treated in a manner that is trauma-informed by hospitals, mental health and physical health providers, law enforcement, and courts.

¹ KRS 403.707

² www.kasap.org

³ KRS 403.707(5)(g)

In the first 6 months of this year, 2020, the concurrent occurrences of the COVID-19 pandemic and increased number of incidences of police violence, including the death of Breonna Taylor in Louisville, have created a perfect storm of growing anxiety and unrest that has resulted in a national Black Lives Matter Movement that is intrinsically connected to sexual assault and how law enforcement responds to victims. The strengthening of this movement will and should lead to discussion by the members of the SART AC on the current role of law enforcement as it relates to victims of sexual assault as well as an even more intensive focus on the prevention of sexual assault before it happens. This coming year will be one of inevitable culture change that will hopefully lead to a decrease of sexual assault in Kentucky as the intolerance for sexual violence increases.

In continuing our movement in Kentucky, we invite you to think about what the next steps should be.

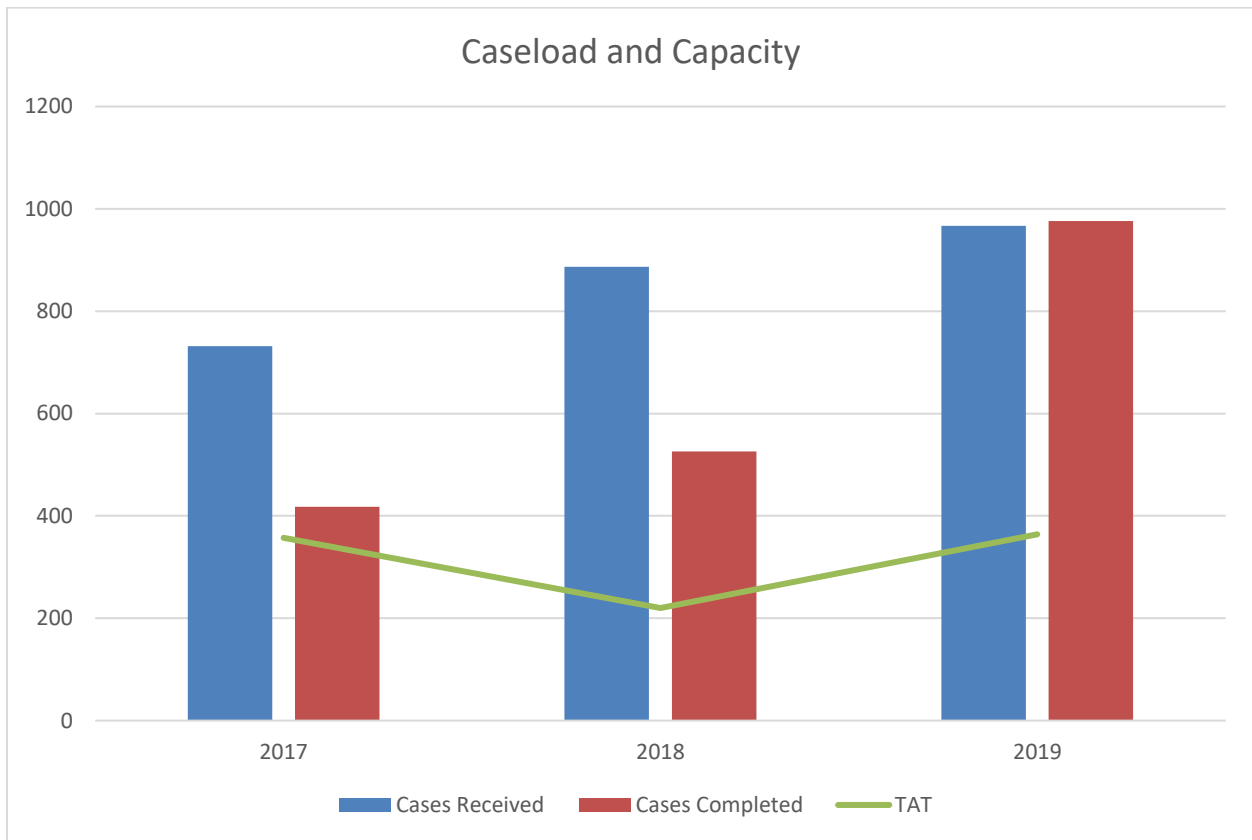
What does it mean to prevent sexual assault and abuse?

How can we ensure that services, policies, and responses to sexual abuse, assault, and harassment work for all people?

Why is it important to connect all forms of oppression to our movement to end sexual violence?

Kentucky State Police Forensic Laboratory System Numbers

1. Caseload: In calendar year 2019, the Kentucky State Police Forensic Laboratory System received a **total of 1019** sexual assault forensic evidence (SAFE) kits in 967 investigations.
2. Capacity: During the same time period, the Kentucky State Police Forensic Laboratories completed analysis on SAFE kits from 976 investigations. At the end of 2019, the average turnaround time was 364 days. While the turnaround time rose in 2019, the number of cases completed rose significantly. For comparison, in calendar year 2018, the Lab completed testing on 526 cases with sexual assault evidence kits. (See chart below). With record numbers of kits submitted, the kits awaiting analysis in 2019 included a significant number of cases that rolled over into the backlog from previous years. As cases are being worked oldest to newest, clearing out the older cases has increased the turnaround time (TAT). Current TAT as of June 1, 2020 is 344 days with 596 cases completed in the first five months of 2020.



3. Total number of kits submitted to the lab with a 2019 offense date: 850

- 850 of the SAFE kits had a 2019 offense date and were submitted to the lab in 2019 or 2020. The average number of days for submission to the lab was 26 days.
- 672 (79.1%) were submitted to the lab in 30 days or less from the recorded offense date (this is within the statutory policy requirement)
- 120 (14.1%) were submitted between 31 and 60 days from the recorded offense date
- 20 (2.4%) were submitted between 61 and 90 days from the recorded offense date
- 11 (1.3%) were submitted between 91 and 120 days from the reported offense date
- 27 (3.2%) were submitted in 120 days or greater from the reported offense date with the longest taking 364 days

4. Number of kits with a CY2019 offense date which were submitted in CY2019: 786

- 303 have had all testing completed (38.5%)
- Average turnaround time is 240 days
- Another 355 have serology completed and in process or in line for DNA testing (44.5%)
- 128 have not been started (16.3%)

5. Number of kits entered into the kit tracking system in CY2019: 749

- The 2019 legislative session enacted a kit tracking system as law. Even before the new law, in response to the SAFE Act, staff at the Kentucky State Police Computer Technologies Branch and the Lab worked to create a sexual assault kit tracking portal. The primary goal was to find a tool to help the Lab monitor kits that had been collected at the hospital and reported to law enforcement but never submitted to the Lab for analysis. A secondary goal was to determine how many kits went unreported each year. Since then, the Lab, together with KASAP provided 80 hospitals with account information and over half have voluntarily entered kits into the system. The portal is being expanded to allow victims the ability to check the status of their kit through the submission and testing process, whether a DNA profile was obtained, and for those who initially did not wish to report to law enforcement, information on how to make a report.
 - 551 were reporting to law enforcement cases (73.6%) (compare 2018- 75.2%)
 - 198 were non-reporting (26.4%) (compare 2018- 21.7%)
 - 19 were transferred to “out of state” law enforcement (2.5%) (compare to 2018- 3.1%)
 - Of the 80 hospitals, 54 entered at least one kit into the system in 2019

6. Additional information on the kit tracking system

In response to 2019 Regular Session Senate Bill 67, the kit tracking portal is being expanded to allow patients/victims to check the status of their kit through the submission and testing process, whether a DNA profile was obtained, and for those who initially did not wish to report to law enforcement, information on how to make a report. The website will go live in July of 2020.

- System will collect: Date and time of collection, whether victim is reporting crime to law enforcement or not, which RCC notified, which police agency contacted (if appropriate), when the agency was contacted, when the agency picked it up from hospital, when the kit got to the Lab, Lab # associated with kit, stock of kits at hospitals (hospital will see this, not patient), location of kit (hospital, PD, or Lab), if not reporting, first eligible destruction date (1 year), was kit serology tested? And if so, was it positive or negative? Did it go into DNA?, when DNA testing completed, whether a DNA profile is put into CODIS, whether there was a hit in CODIS (delayed by 60 days), and resources – advocacy, health, etc.

7. Out of the 551 kits tracked from the database where a victim chose to report the crime to law enforcement, 131 (23.8%) have not been submitted. This is a significant jump from only 8.9% in 2018. The Lab continues to check in with the individual agencies as they may have transferred kit to another state or to a federal lab.

8. Since given 10 new positions in 2016, 14 out of 32 positions at the Central Lab have been vacated. This is a 47% turnover in three years. Four biologists were hired at the end of 2019 and have now completed training. They are coming online in June. Another four analysts vacated positions in 2019 resulting in vacancies that need to be filled and personnel trained. Retention continues to be a problem and is hindering the lab from meeting its goal of a 60-day average turnaround time. It takes nine months for training in Serology and a total of two years to be trained in DNA. Vacancies cannot just be filled and the new staff immediately start working cases. Also of concern is the fact that training new staff takes analysts off the bench and away from analyzing cases during the 9 months to two years of training.

Given time, and the funding to attract and retain qualified analysts, the laboratories will overcome the backlog. Last year, the number of cases completed slightly exceeded the number submitted. Already in 2020, the 596 cases completed as of June 1, 2020 far exceeds the 329 cases submitted in the same timeframe. The four analysts coming online will assist with reducing the backlog of cases awaiting serology screening at the KSP Central and Regional Laboratories. The remaining vacancies will be filled once the COVID-19 hiring freeze is removed. Continued turnover is expected, however, as the COVID-19 crisis prevented laboratory analysts from salary raises. This leaves the KSP Laboratories with the lowest paid analysts than any other state systems. Analysts from the KSP Labs, once trained, are recruited by other crime laboratories offering significantly higher salaries.

KSP Lab and Rapid DNA testing

Rapid DNA was funded for FY20-22 by the Kentucky legislature. The KSP Lab initiated a project in late 2018/early 2019 to analyze swabs from select hospitals via the new Rapid DNA technology. Rapid DNA allows the Laboratory to receive one, two, or three extra swabs from the sexual assault evidence collection exam and processed through a new instrument that can run the swabs in approximately 2 hours. Any profiles that result can be searched against a copy of the state DNA Database or compared directly to a suspect standard. This allows for the potential identification, confirmation, and reporting an investigative lead to law enforcement of a named suspect in a week or less. As Rapid DNA technology is less sensitive than current technologies, cannot handle samples with a mixture of DNA profiles, and cannot be used to enter crime scene samples into CODIS the National DNA Database, not every case would be run on the Rapid instruments. Sensitivity studies have been conducted by lab staff to evaluate the amount of male DNA on sexual assault case samples which would most likely yield probative DNA profiles. A screening step will be implemented to determine if the swabs have a sufficient amount of male DNA present to move through the Rapid DNA testing process or if traditional testing is still required. Swabs with ample enough male DNA could proceed with Rapid DNA testing allowing analysts to concentrate on items with less DNA present.

Law Enforcement Numbers of Reports and Charges

The SAFE Act, under KRS 16.132, requires the Kentucky State Police to collect statewide statistical data on the number of crimes reported and investigated under the following statutes:

KRS 510.040 (rape 1st degree), 510.050 (rape 2nd degree), 510.060 (rape 3rd degree), 510.070 (sodomy 1st degree), 510.080 (sodomy 2nd degree), 510.090 (sodomy 3rd degree), 510.110 (sexual abuse 1st degree), 510.120 (sexual abuse 2nd degree), 510.130 (sexual abuse 3rd degree), 510.140 (sexual misconduct), 530.020 (incest), 530.064(1)(a) (unlawful transaction with a minor – illegal sexual activity, 1st degree), and 531.310 (use of a minor in a sexual performance).

2019 Data

<u>KRS Number</u>	<u># of Citations</u>	<u>Sum of Counts</u>	<u># of Crimes</u>	<u>Sum of Counts</u>
510.040	347	1418	1156	1072
510.050	78	376	120	176
510.060	113	420	137	167
510.070	272	1382	503	541
510.080	56	364	40	103
510.090	53	279	52	77
510.110	524	2493	1085	1893
510.120	46	115	79	97
510.130	96	246	422	536
510.140	33	71	168	253
530.020	105	561	59	111
530.064(1)(a)	74	389	58	104
531.310	57	472	34	58
Total Offenses	1,854	8586	3913	5197

Note: The 2019 data includes numbers from a few police departments who use private IBR agencies to track data. Those numbers are integrated into the section above for calendar year 2019 purposes and include are the Louisville Metro Police Department, Nelson County Sheriff, Hopkinsville Police Department, and Winchester Police Department. In the 2019 report, Louisville Metro Police Department numbers were collected separately, and the 2018 report did not collect numbers from agencies outside of KYOPS.

2018 Data

<u>KRS Number</u>	<u># of Citations</u>	<u>Sum of Counts</u>	<u># of Crimes</u>	<u>Sum of Counts</u>
510.040	306	2436	967	1081
510.050	68	941	125	141
510.060	92	615	118	149
510.070	285	2749	454	649
510.080	44	863	49	68
510.090	70	756	51	80
510.110	537	4323	1,032	1378
510.120	40	451	83	100
510.130	84	206	317	449
510.140	30	55	154	163
530.020	90	1457	56	61
530.064(1)(a)	67	664	69	78
531.310	0.00	0	0	0
Total Offenses	1,713	15,516	3,475	4,397

2017 Data

<u>KRS Number</u>	<u># of Citations</u>	<u>Sum of counts</u>	<u># of Crimes</u>	<u># Sum of Counts</u>
510.040	293	485	890	1003
510.050	68	96	122	147
510.060	87	157	127	153
510.070	300	534	394	452
510.080	40	77	52	70
510.090	62	105	42	53
510.110	618	1354	1042	1408
510.120	38	51	84	90
510.130	99	123	383	392
510.140	37	41	156	169
530.020	82	223	54	64
530.064(1)(a)	92	291	75	112
531.310	42	192	37	39
Total Offenses	1886	3729	3458	4152

For 2019, a total of 3,913 offenses were reported for the statutes referenced above with 5,197 counts (or instances) of those crimes. A citation was issued for 1854 sexual assault offenses with a total of 8,586 counts in 2019. Any reported crimes under the statutes listed will be reflected under the 5,197 crimes investigated in 2019. The only caveat would be if someone spoke to police about an alleged sex crime and for some reason the officer did not document the interaction. “Report” here means that a person speaks with a sworn officer to tell them they were sexually violated. This would not include calls to 911. The 5,197 crimes investigated include cases where a report was made and documented. These “cases” could include no further action taken after the report, a larger narrative, witness statements, interviews and more.

The numbers in both offense reports and citations will reflect multiple charges within the same case. For example, an officer may open a case on reported sex abuse where during the investigation it is determined that multiple instances of abuse occurred over a period of time. The report will show a single charge of Sex Abuse with a larger number of counts for that charge – “Counts” being the number of times the offender allegedly committed the crime of Sex Abuse. If the individual is arrested, the citation would also show that the offender is being charge with multiple counts of the specific offense.

Most offenses won’t show such a large variance between the number of charges and the number of counts, but with certain offense types, such as fraud offenses, drug offenses, and sex offenses, the number of counts can often be great. An officer will use a citation to criminally charge a suspect for an offense. “Citations” are official charging documents that list the offenses or violations an individual is being charged with and could follow before, during or after an investigation is opened.

It is possible that some of the 2019 citations issued were for cases reported/opened in 2018 or earlier. Although, as stated above, the intent is to get an annual snapshot of the number of sexual assaults reported to police and dispositions of sexual assault cases.

KRS 17.110 states that “All city and county law enforcement agencies shall cause a photograph, a set of fingerprints, and a general description report of all persons arrested on a felony charge to be made and two (2) copies of each item forwarded within thirty (30) days after the arrest to the Department of Kentucky State Police of the Justice and Public Safety Cabinet”, and that “Each city and county law enforcement agency shall advise the Department of Kentucky State Police of the disposition made of all cases wherein a person has been charged with an offense.”

It is important to note that while citations are submitted in the same manner across the state (paper or electronic format) crime reports, in the form of Incident Based Reports (IBR data), are either submitted to the State Police repository either through the state provided system (KYOPS), or through a data submission from an agency's private IBR system.

Currently, there are only a handful of agencies that submit data from their own IBR system, which allows the repository to store statistical information along with KYOPS data for use in state and federal reporting, however; any offense reported to the State Police can be statistically queried for limited data with reference to fields such as violation code, date of incident, and location information, this capability is not as easily accessible for those agencies that submit data outside of the state provided system, which creates a gap.

Data from private IBR agencies

It is important to note also that roughly 25% of arrest citations are submitted on paper to the Kentucky State Police, which places a delay on collecting the data compared to electronic reporting due to the time it takes to process these documents. Additionally, not all paper citations are received by the State Police as they should be, or the information on the paper citations that are received may not be legible or complete.

The Court System should receive a complete record of citations, as any individual charged with an offense must be processed through the courts, however, the information listed on citations is limited to the offender's basic personal identifiers and offenses they are being charged with.

Beyond tracking the number of times a violation code has been used on a citation or crime report, or how many criminal cases the court system can identify, there is currently no method to accurately account for reports and the additional details that are a part of these incidents of sexual assaults in the same way as there is for child abuse and domestic violence. We still do not have a fix for this gap. Perhaps an alternative method for more accurate data collection would be in order in the future. One idea would be to create a uniform form for officers to complete when a victim reports a sexual assault.

AOC Summary Court Data- Case Outcomes

The Administrative Office of the Courts (AOC) is required by the SAFE Act to submit data to the SART AC “regarding the prosecution, dismissal, conviction, or acquittal of any person charged with committing, attempting to commit, or complicity to commit a sexual offense as defined by KRS 510.040 (rape 1st degree), 510.050 (rape 2nd degree), 510.060 (rape 3rd degree), 510.070 (sodomy 1st degree), 510.080 (sodomy 2nd degree), 510.090 (sodomy 3rd degree), 510.110 (sexual abuse 1st degree), 510.120, (sexual abuse 2nd degree) 510.130 (sexual abuse 3rd degree), 510.140 (sexual misconduct), 530.020 (incest), 530.064(1)(a) (unlawful transaction with a minor – illegal sexual activity, 1st degree), and 531.310 (use of a minor in a sexual performance). This is the same set of statutes as required to be collected on by KSP in the previous section.

2019 Circuit, District, and Juvenile Courts Sexual Offense Dispositions

<u>Court</u>		<u>Acquitted</u>	<u>Amended</u>	<u>Convicted</u>	<u>Dismissed</u>	<u>Diverted</u>	<u>FTA/FTV/AP</u>	<u>Others</u>	<u>Total</u>
Circuit	Charges	95	812	1375	1951	50	73	132	4488
	Cases	26	394	476	393	9	29	12	899
District	Charges	0	134	66	289	11	6	979	1485
	Cases	0	107	59	168	6	5	470	727
Juvenile	Charges	0	104	81	201	15	0	446	847
	Cases	0	79	50	88	12	0	74	245

2019 Note: There may be overlap in the numbers reported in District grand jury proceedings and Circuit Criminal proceedings after indictment. The “other” category includes indictments.

2018 Circuit, District, and Juvenile Courts Sexual Offense Dispositions

<u>Court</u>		<u>Acquitted</u>	<u>Amended</u>	<u>Convicted</u>	<u>Dismissed</u>	<u>Diverted</u>	<u>FTA/FTV/AP</u>	<u>Others</u>	<u>Total</u>
Circuit	Charges	107	670	1558	2251	3	242	22	4859
	Cases	32	339	447	352	3	42	8	863
District	Charges	0	175	77	1006	5	11	120	2937
	Cases	0	105	67	167	5	4	33	729
Juvenile	Charges	2	121	97	113	19	1	129	504
	Cases	2	92	73	72	16	1	77	274
Total	Charges	109	966	1732	3370	27	254	271	8300
	Cases	34	536	617	591	24	47	118	1866

2017 Circuit, District, and Juvenile Courts Sexual Offense Dispositions

Court		Acquitted	Amended	Convicted	Dismissed	Diverted	FTA/FTV/AP	Others	Total
Circuit	Charges	91	614	1158	1222	9	97	41	3232
	Cases	28	362	438	346	6	17	11	808
District	Charges	1	128	52	210	5	5	1080	1481
	Cases	1	98	48	174	5	5	466	728
Juvenile	Charges	3	85	76	131	8	2	147	452
	Cases	3	67	53	77	6	2	63	222
Total	Charges	95	827	1286	1563	22	104	1268	5165
	Cases	32	527	539	597	17	24	540	1758

Kentucky does not require training for prosecutors similar to what is required of law enforcement officers. KASAP offers trainings for attorneys at the Annual Conference to End Sexual Assault and Domestic Violence and the Office of the Attorney General has offered campus sexual assault-specific training for prosecutors in the past. Additionally, although this does not fall within the 2019 reporting period, it is worth noting that the Commonwealth Attorneys Association included two relevant workshops at their February 2020 conference: *Expert Testimony – Behavioral Patterns of Children Who Have Been Sexually Abused* and *Neurobiology of Trauma and Trauma-Informed Interviewing*. We encourage prosecutors to continue to include relevant training and to connect with the SART AC. There are also exceptional free training resources online including through Aequitas⁴ and End Violence Against Women International⁵ that we recommend.

Without additional training, misconceptions and a lack of information may hinder prosecutors. This is one area where the SART AC would recommend required training.

Finally, the data collection here does not tell us if changes are being implemented nor any outcomes from changes. This is an area worth exploring further.

⁴ <https://aequitasresource.org/> "Aequitas is a nonprofit organization focused on developing, evaluating, and refining prosecution practices related to gender-based violence and human trafficking. We're a team of former prosecutors with decades of experience, working globally to hold offenders accountable and promote victim safety."

⁵ <https://www.evawintl.org/> "We inspire and educate those who respond to gender-based violence, equipping them with the knowledge and tools they need to support victims and hold perpetrators accountable. We promote victim-centered, multidisciplinary collaboration, which strengthens the response of the criminal justice system, other professionals, allies, and the general public -- making communities safer."

Law Enforcement Training on Sexual Assault Investigations

Although not required to be reported to the General Assembly, the SAFE Act established guidelines for law enforcement training to be conducted by the Department of Criminal Justice Training (DOCJT).⁶

DOCJT and KASAP partner to offer the 40-hour training courses. In 2019, 8 courses were offered around the state. A total of **243** law enforcement personnel were trained in 2019. An evaluation of these training courses was completed by Dr. Bradley Campbell from the University of Louisville. Results were published in the Journal of Experimental Criminology in 2019.⁷ Findings indicated that the training program was effective in reducing rape myth acceptance and increasing knowledge of state laws and knowledge of trauma-informed investigative practices. These findings remained stable over time based on an assessment of long-term follow-up surveys.

The Department of Criminal Justice Training provided statutorily mandated Sexual Assault Investigation classes to 247 recruits in 2019. Recruits receive at least 8 hours of information specific to sexual assault during basic training.⁸

Driven by the training needs assessment discussed in the 2019 SAFE Act Report, DOCJT, in partnership with the University of Louisville, provided a grant funded Victim Centered Trauma Informed Interview course for 41 officers who participated in 3 courses offered between November 2019 and January 2020. The training is interactive, and includes traditional in-class learning, role playing exercises and interviews with standardized patient actors to provide officers with an opportunity to practice the skills they learned throughout the course. Overall, the trainings have received positive feedback from participants. The majority of officers have indicated the course was effective in providing them with new information, and that the practice interviews were helpful and realistic. Five more courses were scheduled for the spring of 2020, however, these courses were cancelled due to COVID-19. Currently, the DOCJT and University of Louisville are rescheduling these remaining 5 courses for spring of 2021. In these 5 remaining courses, up to 25 officers can participate in each course. The Victim Centered Trauma Informed Interview Training is being evaluated by the University of Louisville. Results will be completed and shared with stakeholders in the fall of 2021.

⁶ KRS 15.334(1)(f) and (2)(c)

⁷ See Campbell, B. A., Lapsey Jr., D. S., & Wells, W. (2019). An evaluation of Kentucky's sexual assault investigator training: results from a randomized three-group experiment. Available at: <https://link.springer.com/content/pdf/10.1007/s11292-019-09391-0.pdf>

⁸ KRS 15.334 (1)(f) "Beginning January 1, 2017, the council shall require that a law enforcement basic training course include at least eight (8) hours of training relevant to sexual assault"

DOCJT is also assisting the Sexual Assault Kit Initiative Task Force with bringing Violent Criminal Apprehension Program (ViCap) training to Kentucky in July 2019. The program, which is operated by the Federal Bureau of Investigation, provides investigators with access to a database of crimes that may be linked through behavioral traits of the offender. This program has proven useful in the investigation of murders and attempted murders, sexual assaults and attempts, missing person and cases of unidentified human remains. DOCJT offered this training twice in 2019.

One of the primary reasons the SAFE Act was passed in 2016, and this report is required as part of the legislation, is to track improvements in the system for the purpose of assuring that the victim is provided with more information about the processes of investigation and processing of the evidence in a timely manner. However, no system of evaluation of victim satisfaction has been put in place at time of this writing. This is another point of discussion that will need to be addressed by the SART AC in the coming year.

Sexual Assault Kit Initiative

The Kentucky Sexual Assault Kit Initiative Project (KySAKI) is a comprehensive grant program, originally founded in October 2017, designed to assist the state in clearing a backlog of previously un-submitted sexual assault kits as well as reforming the manner in which the Commonwealth responds to sexual assault cases.

The Kentucky Office of the Attorney General, as the current grant recipient, leads the state's reform efforts with sub-grants to critical partners such as the University of Louisville and the Kentucky State Police Central Laboratory.

In addition to kit testing to clear the backlog, the project funds a Cold Case Unit based within the Kentucky Office of Attorney General and an additional cold case investigator position within Kentucky State Police. The sub-grant to the University of Louisville funds a research project to aid the state in understanding how the backlog occurred and to assess reform efforts to ensure their efficiency.

In the Spring of 2019, KySAKI partnered with the Department of Criminal Justice Training to deliver training, allowing for a broader impact on training goals and reform. KySAKI Task Force members delivered training on the KySAKI program, assisted with the deliverance of DOCJT's 40-hour sexual assault investigations curriculum, and provided information on the FBI's ViCAP program across the Commonwealth to help increase the use of the ViCAP database.⁹

In July 2019, KySAKI partnered with the FBI to provide a ViCAP hands-on training at the Southern Police Institute and another at the Department of Criminal Justice Training for law enforcement officers and allied professionals.

In both August and October 2019, KySAKI collaborated with FBI's Behavioral Analysis Unit-4 to provide training to law enforcement officers across the state on intimate partner homicide, sexual assault, serial sexual homicide, no body homicides, and equivocal death investigations.

In September of 2019, the Kentucky Office of the Attorney General received notification of an award of an additional \$1.9 million in enhancement SAKI funds to complement the existing FY 2017 funding. While the Commonwealth's initial inventory of previously un-submitted kits has been cleared to date, research from the early SAKI sites as well as preliminary research from the University of Louisville indicate that a more innovative, comprehensive approach to the investigations of sexually violent predators is necessary to achieve justice on behalf of sexual assault survivors.

⁹ The Violent Criminal Apprehension Program (ViCAP) is a unit of the Federal Bureau of Investigation responsible for the analysis of serial violent and sexual crimes, organizationally situated within the Critical Incident Response Group's National Center for the Analysis of Violent Crime.

As such, the Kentucky Office of the Attorney General sought funding to create two (2) additional SAKI staff positions, an additional investigator position and full time, permanent crime analyst position. These positions are designed to complement the existing positions within the Cold Case Unit and give the unit a stronger analytical arm to support the critical analysis of case linkage of serial offenders. The investigator position is being utilized to support investigative matters within Louisville Metro Police Department as over half the SAKs in the inventory belong that department alone. Funding is also available to support additional DNA testing for up to 50 forensic CODIS hits in an effort to identify a suspect in these cases.

As of December 2019, the KySAKI Cold Case Unit and members of the KySAKI Task Force, since its inception, have trained nearly 600 law enforcement officers and allied criminal justice professionals.

In FY 2019, the KySAKI Cold Case Unit provided allied agencies with 72 law enforcement assists; conducted 34 investigations total; with one case closed by arrest; 26 cases closed by other means; four cases remain open, but pending charges/ prosecution; two cases remain open, still under investigation; and entered 63 qualifying cases into the FBI's ViCAP database.¹⁰

The project is one of the first to examine this problem at the state level and will provide valuable insights for other states facing this issue. The study will employ multiple research methodologies including surveys of prosecutors and police officers, longitudinal analyses of submission rates, regional analyses of submission rates, reviews of cases associated with untested SAFE kits, as well as interviews and focus groups with practitioners. The study will deliver publicly available quarterly reports, presentations to stakeholders, data file on all project data, and a website to disseminate study findings. The study will also assist the SAKI Task Force and the SART AC in addressing gaps and in providing required data pursuant to the SAFE Act. Preliminary research from Dr. Campbell indicates that the SAFE Act has increased timely submission rates of SAFE kits to the crime lab across the Commonwealth.

The KySAKI project is funded through a federal grant applied for in 2019 by the Kentucky Office of the Attorney General. With the change of administration, the KY Justice and Public Safety Cabinet may coordinate the project in collaboration with the new staff of the KYOAG.

¹⁰ Established by the DOJ in 1985, the FBI Violent Criminal Apprehension Program (ViCAP) serves law enforcement agencies across the nation by providing a free repository for behavioral and investigative information related to the following solved and unsolved violent crimes: Homicides (and attempts) that are known or suspected to be part of a series and/or are apparently random, motiveless, or sexually oriented. • Sexual Assaults that are known or suspected to be part of a series and/or are committed by a stranger. • Missing Persons where the circumstances indicate a strong possibility of foul play and the victim is still missing. • Unidentified Human Remains where the manner of death is known or suspected to be homicide.

2020 Legislative Updates

After three years of SAFE Act implementation, including additional changes through legislation, pushing for the most effective policies is still important each year.

1. HB 578 would have required emergency room facilities to have 24/7 SANE availability.¹¹
 - The idea is that if SANEs were available in all KY ERs, then there would be improved care and treatment for people who are sexually assaulted or abused, hospitals would not turn people away by using an excuse that they don't have SANEs (even though the law requires otherwise), and care would be seen as a priority for hospitals. Some concerns shared were that there is a shortage of nurses to be SANEs, access to SANE training is limited, we don't want to force anyone to be a SANE who doesn't want to be, and lack of support for SANEs by hospitals.
 - This bill did not receive a committee hearing.

2. HJR121 would have required data collection about SANEs and SAFE exams.¹²
 - The idea behind this resolution was to collect data from various institutions in order to see a full picture of SANEs and SAFE exams beyond what is readily available. It was written to be a one-time data collection that could be used to advocate for future policy improvements.
 - This bill received a committee hearing, where it passed, and then Covid-19 entered the picture and it did not move after that.

¹¹ <https://apps.legislature.ky.gov/record/20rs/hb578.html>

¹² <https://apps.legislature.ky.gov/record/20rs/hjr121.html>

Sexual Assault Nurse Examiners and SANE-Ready Hospitals

The SAFE Act included a provision to designate hospitals as “SANE-ready” if they were able to provide 24/7 coverage of sexual assault nurse examiners (SANEs) to treat “persons seeking treatment as victims of sexual offenses.”¹³ We know that there are a limited number of SANEs available throughout Kentucky. In 2019, the Kentucky Association of Sexual Assault Programs offered four SANE courses, all paired with the Sexual Assault Investigations course for law enforcement. More than 50 nurses attended. Additionally, Lexington SANE Program held one training. After nurses complete the classroom portion of the training, they must meet specific clinical objectives within one year. By the end of 2019, there were **295 active SANEs** practicing in the Commonwealth.¹⁴ This is the highest number of SANEs in Kentucky to date! As of May 2020, 7 hospitals, compared to 8 last year, have received the SANE-ready designation.¹⁵ SANE-ready means that the hospital has a SANE available 24/7.

Baptist Health Louisville	4000 Kresge Way	Louisville	Jefferson	502-897-8100
Fleming County Hospital	55 Foundation Drive	Flemingsburg	Fleming	606-849-2351
Hardin Memorial Hospital	913 North Dixie Avenue	Elizabethtown	Hardin	270-737-1212
Meadowview Regional Medical Center	989 Medical Park Drive	Maysville	Mason	606-759-5616
Owensboro Health Regional Hospital	1201 Pleasant Valley Road	Owensboro	Daviess	270-417-2000
Saint Joseph London	1001 Saint Joseph Lane	London	Laurel	606-330-6000
St. Elizabeth Edgewood	1 Medical Village Drive	Edgewood	Kenton	859-301-2000

Note: If at anytime a hospital loses the ability to maintain 24/7 coverage, this status is lost.

¹³ KRS 216B.401

¹⁴ <https://epubs.democratprinting.com/publication/?m=9492&i=649688&p=2>

¹⁵ https://chfs.ky.gov/agencies/os/oig/dhc/Documents/Directories/SANE_Ready_Hospital_Directory.pdf; accessed June 2020

Rape Crisis Center Response

In 2019, Kentucky rape crisis centers (RCCs) statewide reported providing medical advocacy services on 1988 occasions.¹⁶ Due to a shortage of SANEs, not all victims were able to be provided health care services by a SANE. When a SANE is present, a victim is more likely to receive information regarding consent to the exam, privacy, and STIs and pregnancy prevention. RCCs also report that in hospital facilities that do not employ SANEs, advocates are less likely to be called to accompany a victim during an exam so it is difficult to gauge the information passed on and the care that the victims receives. There is a major knowledge gap in what the law requires in care and response to sexual assault victims seeking care in hospitals. For example, Kentucky law requires all hospitals that offer emergency services to provide a free sexual assault forensic exam kit to all victims; contact a local rape crisis center to provide advocacy; contact law enforcement to collect reported kits when a victim consents; and preserve all kits not reported to law enforcement for one year in compliance with state law.¹⁷

To address these gaps, there is continuous training by RCCs and KASAP with hospitals and encouragement to employ SANEs but this is not enough. Kentucky hospitals must prioritize treating sexual assault and abuse as the public health crisis that it is.

Training for EMS

In 2019, a law went into effect that required “emergency medical technicians or first responders which includes the completion of a training course of at least one (1) hour covering awareness of sexual violence, including reporting options, care options, pre-hospital treatment considerations, knowledge of regional rape crisis centers, and how to access the SANE-ready list, at least one (1) time every two (2) year renewal cycle.”¹⁸ KASAP conducted a train the trainer session for EMS providers in November 2019. Over 180 trainers received the training. This training is now available for others to train throughout the state.

¹⁶ Rape Crisis Center Programs Quarterly Reports combined

¹⁷ KRS 216B.400 and 502 KAR 12:010

¹⁸ KRS 311A.120

Conclusion

In thinking about the goals for Kentucky in preventing and responding to sexual assault, it is important to evaluate what works. We know from the Rape, Abuse, and Incest National Network that 1. most people who are sexually assaulted or abused do not report to the police and 2. prosecution and conviction rates are very low.

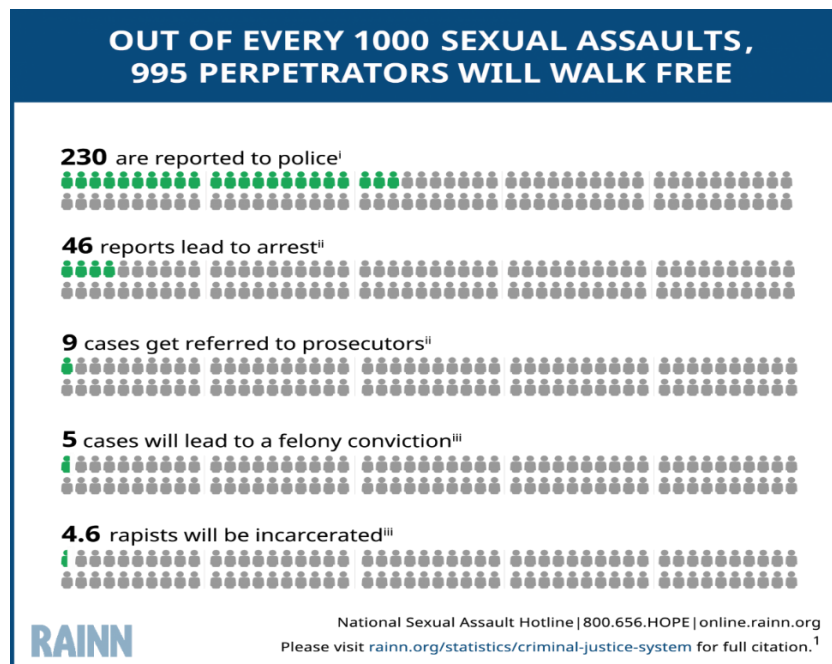
A few questions for thought:

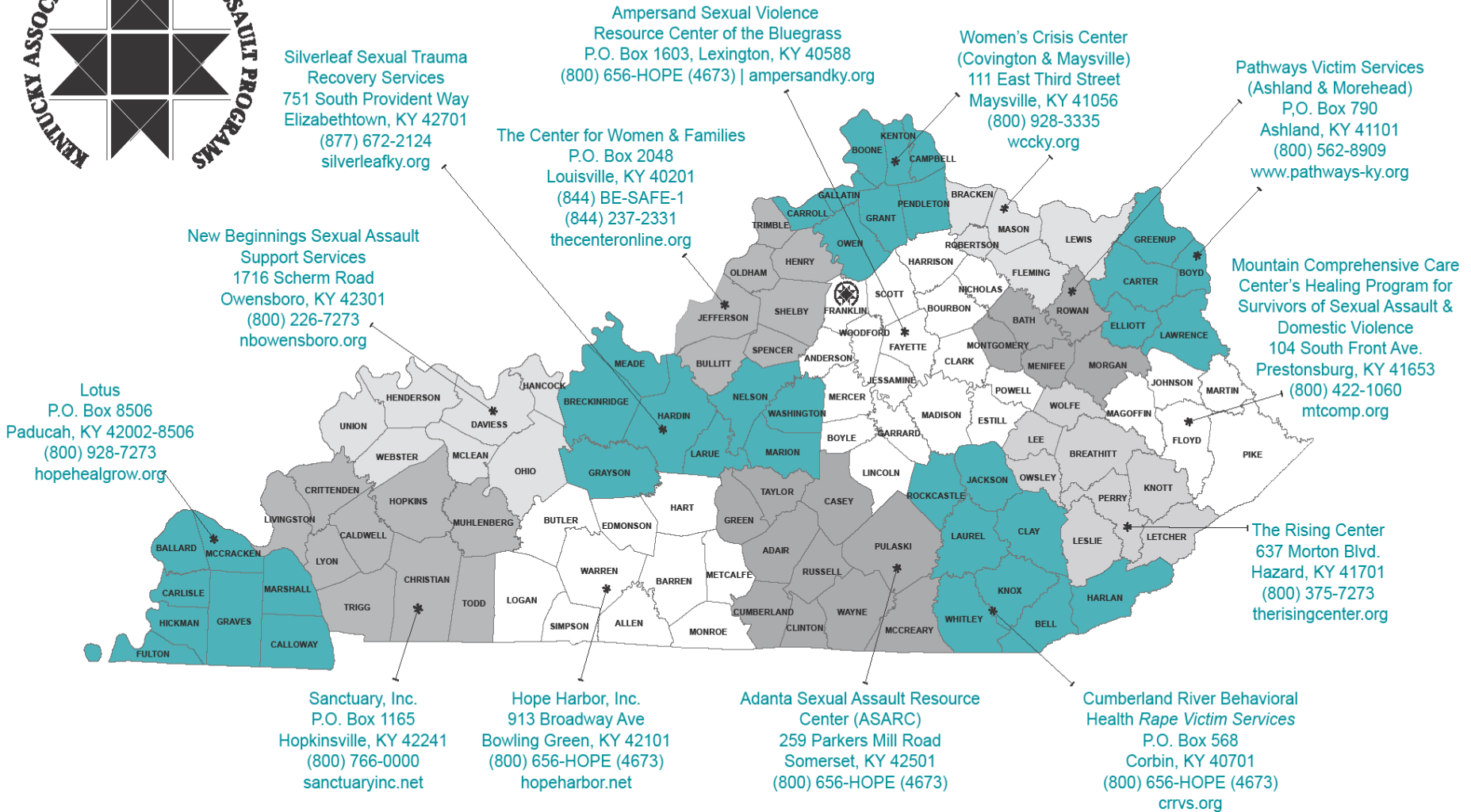
Does incarceration ultimately decrease sexual assaults from occurring?

Is there a valuable return on investment from focusing on the criminal response?

How do we address any racial disparities in victim treatment and offender convictions?

What steps do we need to take to create a world without violence?





KENTUCKY ASSOCIATION OF SEXUAL ASSAULT PROGRAMS

P.O. Box 4028 | Frankfort, KY 40604 | (800) 656-HOPE (4673) | www.kasap.org

SEXUAL ASSAULT CHARGES DISPOSED CALENDAR YEAR 2019 STATEWIDE

April 30, 2020

By

Christopher Garrison (*Data Analysis Specialist*)
Lyn Guarnieri (*Research and Statistics Team Lead*)
Kathy Schiflett (*Research Consultant*)

Tammy Manley (*Data Analysis Specialist*)

Requestor: Eileen Recktenwald, Executive Director	On Behalf of: Sexual Assault Response Team Advisory Committee
Organization: Kentucky Association of Sexual Assault Programs	Due Date: May 1, 2020

Statistics Request Overall Description

Pursuant to KRS 27A.305, the Administrative Office of the Courts is providing the Sexual Assault Response Team Advisory Committee a count of sexual assault charges disposed in cases calendar year (CY) 2019 statewide. The UOR codes for the requested charges are provided on the attached supplemental list.

CourtNet, which provides a summary of cases statewide, was queried for the specified sexual assault charges disposed January 1, 2019 through December 31, 2019.

Statistical Table (18_RS9019)

Report 18_RS9019 presents the number of specified sexual assault charges disposed during CY 2019 statewide. Tables are grouped by the court jurisdiction and sorted by the county of the charge disposition. Tables are cross tabulated by the UOR code and description of the charge disposed. A statewide summary is provided at the end of the report.

Statistical Analysis Considerations:

- These statistics represent a snapshot in time, as of April 10, 2020.
- A case may consist of one or multiple charges. The report's count of cases represents a distinct count of case numbers, regardless of the number of charges associated with the case.
- Counts of cases do not necessarily represent counts of unique individuals.
- Charges consist of all original and amended charges within a case.
- Charges include ASCF Codes: 1 - Attempt, 2 - Solicitation, 3 - Conspiracy, 4 - Facilitation, 5 - Complicity, 6 - Enhancement.

SEXUAL ASSAULT CHARGES DISPOSED

CALENDAR YEAR 2019 STATEWIDE

Data Variables Requested		
Database	Data Variable	Description
CourtNet	Court Jurisdiction	The jurisdiction of the case for which each charge was disposed: <ul style="list-style-type: none"> • Circuit Court • District Court • Juvenile Court
	CY	The calendar year in which the charge was disposed (CY 2019 only).
	County	The county in which a charge was disposed.
	UOR Code and Description	A code and description which identifies the specific offense charge brought against the defendant.
	Disposition Type	The manner which each charge was disposed. Disposition types include: <p>Acquitted</p> <ul style="list-style-type: none"> • ACQ – Acquitted • NG – Not Guilty <p>Amended</p> <ul style="list-style-type: none"> • ACC – Amended Down by Circuit Court • AD – Amended Down • AGJ – Amended Down by Grand Jury • AMEND – Amended • AU – Amended Up • AUGJ – Amended Up by Grand Jury <p>Convicted</p> <ul style="list-style-type: none"> • G – Guilty • GM – Guilty-Multiple counts • GSS – Guilty-Sealed Sentence • PRPD – Prepaid <p>Dismissed</p> <ul style="list-style-type: none"> • CD – Dismissal by Motion of Prosecutor • DD – Dismissal Diverted • DDP – Dismissal Deferred Prosecution • DEC – Deceased • DGI – Dismissed After Presented to Grand Jury • DIS – Dismissed • HNG – Hung Jury • INC – Incompetent to Stand Trial • MST – Mistrial • NGI – No Action Taken by the Grand Jury • NTB – No True Bill Returned by Grand Jury • PAR – Pardon-Prior to Adjudication Only • PRDIS – Pre-Payable Citation Dismissed

SEXUAL ASSAULT CHARGES DISPOSED

CALENDAR YEAR 2019 STATEWIDE

		<ul style="list-style-type: none"> • SAV – Set Aside Voided • VAC – Vacated Judgment • VEFC – Vacated Expunged Felony Conviction • VSC -Voided Sealed Conviction • WD - Withdrawn <p>Diverted</p> <ul style="list-style-type: none"> • DIV – Diversion • DP – Deferred Prosecution • PTD – Pretrial Diversion <p>FTA/FTV/AP</p> <ul style="list-style-type: none"> • AP – Administrative Procedure • FTA – Failure to Appear • FTV - Fugitive <p>Indictment</p> <ul style="list-style-type: none"> • IND – Indictment by Grand Jury/Information <p>Other</p> <ul style="list-style-type: none"> • OTH - Other
	Charges	A count of charges disposed.
	Cases	The total number of distinct cases disposed.

Disclaimer Associated with KCOJ/AOC Database(s) and Element(s)

RESEARCH AND STATISTICS DISCLAIMER

Information received from KYCourts/CourtNet is subject to change(s), reprogramming, modification(s) of format and availability at the direction of the Administrative Office of the Courts (AOC), and may not at any particular moment reflect the true status of court cases due to ordinary limitation(s), delay(s) or error(s) in the system’s operation. The KYCourts/CourtNet database is not a real-time system. All datasets are a snapshot of case data at the time a query is run. Case counts are not counts of individuals as some persons may have multiple cases.

The AOC disclaims any warranties as to the validity of the information obtained from KYCourts/CourtNet. The recipient is solely responsible for verifying information received from KYCourts/CourtNet through the cross-referencing of official court records. The AOC shall not be liable to the recipient, or to any third party using the system or information obtained therefrom, for any damages whatsoever arising out of the use of KYCourts/CourtNet.

RESEARCH AND STATISTICS UOR CODE DISCLAIMER

The Kentucky State Police (KSP) assigns the Kentucky Uniform Crime Reporting Codes (UOR Codes) to criminal offenses in the Commonwealth of Kentucky. The KSP official list of UOR Codes by KRS number and descriptor can be obtained at the KSP's website at www.kentuckystatepolice.org.

The AOC assigns and maintains codes that are used within the Court of Justice Case Management System for statistical and reporting purposes. These codes are used to identify local and city ordinances, as well as codes for general administrative purposes. The AOC official list of UOR Codes

SEXUAL ASSAULT CHARGES DISPOSED

CALENDAR YEAR 2019 STATEWIDE

Disclaimer Associated with KCOJ/AOC Database(s) and Element(s)

with KRS number and descriptor can be obtained at the Court of Justice Website at courts.ky.gov/aoc/statisticalreports. The AOC UOR Code Listing is for informational purposes only and the information is subject to change, reprogramming, modifications of format, and availability at the direction of the Administrative Office of the Courts (AOC).

A query for data based on specified charges will include each UOR code specified and possible supplemental codes. Supplemental codes (or "ASCF" codes) to any UOR code include: 1) attempt, 2) solicitation, 3) conspiracy, 4) facilitation, 5) complicity, and 6) enhancement. In total, UOR codes contain seven digits. The first six digits are specific to that charge. The seventh digit indicates if there is a supplemental code. A "0" as the seventh digit means that is the primary UOR code and it does not have a supplemental code. If there are supplemental codes, the "0" will change to a 1, 2, 3, 4, 5, or 6 (the numbering corresponds to the list above). An enhancement does not exist on all UOR codes. When a supplemental code does not appear within a dataset, charge(s) did not occur during this period. The presence of "*obs" within the description of a UOR code indicates an obsolete UOR code. However, the code is still present within the KYCourts/CourtNet database and may still be utilized. Not every UOR code included in the query will have charges associated with it in each calendar year examined. Some cases may contain multiple charges; therefore, charge counts may exceed case counts. The number of cases cannot be inferred as the number of individuals as multiple cases may have the same defendant.

The AOC disclaims and makes no warranty, express or implied, nor assumes any legal liability or responsibility, for the validity, accuracy, correctness, or completeness of any information that is available and/or obtained through this listing. The recipient is solely responsible for verifying the accuracy of the information received from the official owner of the UOR Codes, the KSP. Furthermore, the AOC shall not be liable to the recipient, the recipient's heirs and assigns, next of kin or to any third party, for any and all claims, demands, losses or damages arising from the usage of this list and/or information contained therein.



ADMINISTRATIVE OFFICE OF THE COURTS
Research & Statistics

18_RS9019

**Specified Charges Disposed by Disposition Type
(1/1/2019-12/31/2019) Statewide by County**

CIRCUIT		Count	Acquitted	Amended	Convicted	Dismissed	Diverted	FTA / FTV / AP	Indictment	Other	Total	
ADAIR	0109900 RAPE, 1ST DEGREE	Charges	0	0	32	0	0	0	0	0	32	
		Cases	0	0	1	0	0	0	0	0	1	
	0109960 RAPE, 1ST DEGREE, VICTIM U/12 YEARS OF AGE	Charges	0	32	4	0	0	0	0	0	36	
		Cases	0	1	1	0	0	0	0	0	2	
	0111800 SODOMY, 1ST DEGREE	Charges	0	0	32	0	0	0	0	0	32	
		Cases	0	0	1	0	0	0	0	0	1	
	0111860 SODOMY, 1ST DEGREE, VICTIM U/12 YEARS OF AGE	Charges	0	32	0	0	0	0	0	0	32	
		Cases	0	1	0	0	0	0	0	0	1	
	0112210 SEXUAL ABUSE, 1ST DEGREE, VICTIM U/12 YEARS OF AGE	Charges	0	0	37	0	0	0	0	0	37	
		Cases	0	0	2	0	0	0	0	0	2	
	County Total		Charges	0	64	105	0	0	0	0	0	169
			Cases	0	1	2	0	0	0	0	0	2
ALLEN	0109960 RAPE, 1ST DEGREE, VICTIM U/12 YEARS OF AGE	Charges	0	0	1	0	0	0	0	0	1	
		Cases	0	0	1	0	0	0	0	0	1	
	0111650 RAPE, 3RD DEGREE	Charges	0	0	0	1	0	0	0	0	1	
		Cases	0	0	0	1	0	0	0	0	1	
	0111860 SODOMY, 1ST DEGREE, VICTIM U/12 YEARS OF AGE	Charges	1	0	1	1	0	0	0	0	3	
		Cases	1	0	1	1	0	0	0	0	3	
	0112210 SEXUAL ABUSE, 1ST DEGREE, VICTIM U/12 YEARS OF AGE	Charges	1	0	0	2	0	0	0	0	3	
		Cases	1	0	0	2	0	0	0	0	3	
	0360510 INCEST – FORCIBLE COMPULSION/INCAPABLE OF CONSENT OR U/18	Charges	0	0	1	0	0	0	0	0	1	
		Cases	0	0	1	0	0	0	0	0	1	

Considerations:

- * These statistics represent a snapshot in time.
- * A case may consist of one or multiple charges. The distinct count on cases counts the case only once.
- * Counts of cases do not necessarily represent counts of unique individuals.

Data Source: CourtNet
Query Date: 4/15/2020
Page 1 of 202



**Specified Charges Disposed by Disposition Type
(1/1/2019-12/31/2019) Statewide by County**

CIRCUIT		Count	Acquitted	Amended	Convicted	Dismissed	Diverted	FTA / FTV / AP	Indictment	Other	Total
ALLEN	0360510 INCEST – FORCIBLE COMPULSION/INCAPABLE OF C	Cases	0	0	1	0	0	0	0	0	1
	County Total	Charges	2	0	3	4	0	0	0	0	9
		Cases	2	0	2	3	0	0	0	0	7
ANDERSON	0017100 SEXUAL MISCONDUCT	Charges	0	0	1	0	0	0	0	0	1
		Cases	0	0	1	0	0	0	0	0	1
	0109960 RAPE, 1ST DEGREE, VICTIM U/12 YEARS OF AGE	Charges	0	0	0	1	0	0	0	0	1
		Cases	0	0	0	1	0	0	0	0	1
	0111650 RAPE, 3RD DEGREE	Charges	0	0	0	1	0	0	0	0	1
		Cases	0	0	0	1	0	0	0	0	1
	0111860 SODOMY, 1ST DEGREE, VICTIM U/12 YEARS OF AGE	Charges	0	0	0	1	0	0	0	0	1
		Cases	0	0	0	1	0	0	0	0	1
	0112050 SODOMY, 3RD DEGREE	Charges	0	0	0	1	0	0	0	0	1
		Cases	0	0	0	1	0	0	0	0	1
	0112200 SEXUAL ABUSE, 1ST DEGREE	Charges	0	1	3	1	0	1	0	0	6
		Cases	0	1	1	1	0	1	0	0	4
	0112210 SEXUAL ABUSE, 1ST DEGREE, VICTIM U/12 YEARS OF AGE	Charges	0	2	0	2	0	0	0	0	4
		Cases	0	1	0	2	0	0	0	0	3
	County Total	Charges	0	3	4	7	0	1	0	0	15
	Cases	0	2	2	3	0	1	0	0	6	
BALLARD	0109900 RAPE, 1ST DEGREE	Charges	0	0	0	0	0	1	0	0	1
		Cases	0	0	0	0	0	1	0	0	1
	0112200 SEXUAL ABUSE, 1ST DEGREE	Charges	0	0	0	0	0	2	0	0	2

Considerations:

- * These statistics represent a snapshot in time.
- * A case may consist of one or multiple charges. The distinct count on cases counts the case only once.
- * Counts of cases do not necessarily represent counts of unique individuals.



**Specified Charges Disposed by Disposition Type
(1/1/2019-12/31/2019) Statewide by County**

		Cases	0	0	0	0	0	1	0	0	1
	0112210 SEXUAL ABUSE, 1ST DEGREE, VICTIM U/12 YEARS OF AGE	Charges	0	1	0	1	0	0	0	0	2
		Cases	0	1	0	1	0	0	0	0	2
	County Total	Charges	0	1	0	1	0	3	0	0	5
		Cases	0	1	0	1	0	1	0	0	3
BARREN	0017090 SEXUAL ABUSE - 3RD DEGREE	Charges	0	0	1	2	0	0	0	0	3
		Cases	0	0	1	2	0	0	0	0	3
	0017100 SEXUAL MISCONDUCT	Charges	0	0	2	0	1	0	0	0	3
		Cases	0	0	2	0	1	0	0	0	3
	0109900 RAPE, 1ST DEGREE	Charges	0	1	0	0	0	0	0	0	1
		Cases	0	1	0	0	0	0	0	0	1
	0109940 RAPE, 1ST DEGREE - INCAPABLE OF CONSENT/PHYSICALLY HELPLESS	Charges	0	0	0	1	0	0	0	0	1
		Cases	0	0	0	1	0	0	0	0	1
	0111620 RAPE-2ND DEGREE-NO FORCE	Charges	0	0	1	0	0	0	0	0	1
		Cases	0	0	1	0	0	0	0	0	1
	0111650 RAPE, 3RD DEGREE	Charges	0	0	2	0	0	0	0	0	2
		Cases	0	0	2	0	0	0	0	0	2
	0111655 COMP RAPE, 3RD DEGREE	Charges	0	0	0	1	0	0	0	0	1
		Cases	0	0	0	1	0	0	0	0	1
	0111800 SODOMY, 1ST DEGREE	Charges	0	2	0	1	0	0	0	0	3
		Cases	0	2	0	1	0	0	0	0	3
	0111860 SODOMY, 1ST DEGREE, VICTIM U/12 YEARS OF AGE	Charges	0	1	0	2	0	0	0	0	3
		Cases	0	1	0	2	0	0	0	0	3
	0112020 SODOMY-2ND DEGREE	Charges	0	0	1	0	0	0	0	0	1
		Cases	0	0	1	0	0	0	0	0	1
0112050 SODOMY, 3RD DEGREE	Charges										
			0	0	2	0	0	0	0	0	2

Considerations:

- * These statistics represent a snapshot in time.
- * A case may consist of one or multiple charges. The distinct count on cases counts the case only once.
- * Counts of cases do not necessarily represent counts of unique individuals.



**Specified Charges Disposed by Disposition Type
(1/1/2019-12/31/2019) Statewide by County**

CIRCUIT		Count	Acquitted	Amended	Convicted	Dismissed	Diverted	FTA / FTV / AP	Indictment	Other	Total
BARREN	0112050 SODOMY, 3RD DEGREE	Cases	0	0	2	0	0	0	0	0	2
	0112055 COMP SODOMY, 3RD DEGREE	Charges	0	0	0	1	0	0	0	0	1
		Cases	0	0	0	1	0	0	0	0	1
	0112200 SEXUAL ABUSE, 1ST DEGREE	Charges	0	0	1	1	0	0	0	0	2
		Cases	0	0	1	1	0	0	0	0	2
	0112210 SEXUAL ABUSE, 1ST DEGREE, VICTIM U/12 YEARS OF AGE	Charges	0	0	2	2	0	0	0	0	4
		Cases	0	0	2	2	0	0	0	0	3
	0112220 SEXUAL ABUSE, 2ND DEGREE	Charges	0	0	1	0	0	0	0	0	1
		Cases	0	0	1	0	0	0	0	0	1
	0360510 INCEST – FORCIBLE COMPULSION/INCAPABLE OF CONSENT OR U/18	Charges	0	0	0	2	0	0	0	0	2
		Cases	0	0	0	2	0	0	0	0	2
	0381120 UNLAWFUL TRANSACTION W/MINOR 1ST DEG ILL SEX ACT, U/16	Charges	0	0	2	1	0	0	0	0	3
		Cases	0	0	2	1	0	0	0	0	3
	County Total	Charges	0	4	15	14	1	0	0	0	34
Cases		0	4	7	10	1	0	0	0	13	
BATH	0112210 SEXUAL ABUSE, 1ST DEGREE, VICTIM U/12 YEARS OF AGE	Charges	0	0	0	1	0	0	0	0	1
		Cases	0	0	0	1	0	0	0	0	1
	County Total	Charges	0	0	0	1	0	0	0	0	1
		Cases	0	0	0	1	0	0	0	0	1
BELL	0111800 SODOMY, 1ST DEGREE	Charges	0	1	0	0	0	0	0	0	1
		Cases	0	1	0	0	0	0	0	0	1

Considerations:

- * These statistics represent a snapshot in time.
- * A case may consist of one or multiple charges. The distinct count on cases counts the case only once.
- * Counts of cases do not necessarily represent counts of unique individuals.



**Specified Charges Disposed by Disposition Type
(1/1/2019-12/31/2019) Statewide by County**

CIRCUIT		Count	Acquitted	Amended	Convicted	Dismissed	Diverted	FTA / FTV / AP	Indictment	Other	Total	
BELL	0111801 ATT SODOMY, 1ST DEGREE	Charges	0	0	1	0	0	0	0	0	1	
		Cases	0	0	1	0	0	0	0	0	1	
	0112200 SEXUAL ABUSE, 1ST DEGREE	Charges	0	0	1	0	0	0	0	0	1	
		Cases	0	0	1	0	0	0	0	0	1	
	County Total	Charges	0	1	2	0	0	0	0	0	0	3
		Cases	0	1	2	0	0	0	0	0	0	2
BOONE	0017090 SEXUAL ABUSE - 3RD DEGREE	Charges	0	0	1	0	0	0	0	0	1	
		Cases	0	0	1	0	0	0	0	0	1	
	0017100 SEXUAL MISCONDUCT	Charges	0	0	4	0	0	0	0	0	4	
		Cases	0	0	4	0	0	0	0	0	4	
	0109900 RAPE, 1ST DEGREE	Charges	0	6	0	2	0	0	0	0	8	
		Cases	0	6	0	1	0	0	0	0	6	
	0109960 RAPE, 1ST DEGREE, VICTIM U/12 YEARS OF AGE	Charges	0	2	0	0	0	0	0	0	2	
		Cases	0	2	0	0	0	0	0	0	2	
	0111620 RAPE-2ND DEGREE-NO FORCE	Charges	0	1	2	0	0	0	0	0	3	
		Cases	0	1	2	0	0	0	0	0	3	
	0111800 SODOMY, 1ST DEGREE	Charges	0	0	10	0	0	0	0	0	10	
		Cases	0	0	1	0	0	0	0	0	1	
	0111801 ATT SODOMY, 1ST DEGREE	Charges	0	0	0	1	0	0	0	0	1	
		Cases	0	0	0	1	0	0	0	0	1	
	0111860 SODOMY, 1ST DEGREE, VICTIM U/12 YEARS OF AGE	Charges	0	3	0	0	0	0	0	0	3	
		Cases	0	2	0	0	0	0	0	0	2	

Considerations:

- * These statistics represent a snapshot in time.
- * A case may consist of one or multiple charges. The distinct count on cases counts the case only once.
- * Counts of cases do not necessarily represent counts of unique individuals.



**Specified Charges Disposed by Disposition Type
(1/1/2019-12/31/2019) Statewide by County**

CIRCUIT		Count	Acquitted	Amended	Convicted	Dismissed	Diverted	FTA / FTV / AP	Indictment	Other	Total
BOONE	0112020 SODOMY-2ND DEGREE	Charges	0	0	2	0	0	0	0	0	2
		Cases	0	0	1	0	0	0	0	0	1
	0112200 SEXUAL ABUSE, 1ST DEGREE	Charges	1	3	3	2	0	0	0	0	9
		Cases	1	2	3	2	0	0	0	0	7
	0112205 COMP SEXUAL ABUSE, 1ST DEGREE	Charges	0	1	0	0	0	0	0	0	1
		Cases	0	1	0	0	0	0	0	0	1
	0112210 SEXUAL ABUSE, 1ST DEGREE, VICTIM U/12 YEARS OF AGE	Charges	0	1	6	0	0	0	0	0	7
		Cases	0	1	3	0	0	0	0	0	4
	0360510 INCEST – FORCIBLE COMPULSION/INCAPABLE OF CONSENT OR U/18	Charges	0	0	0	1	0	0	0	0	1
		Cases	0	0	0	1	0	0	0	0	1
	0372200 USE OF MINOR UNDER 18 IN A SEXUAL PERFORMANCE	Charges	0	1	0	0	0	0	0	0	1
		Cases	0	1	0	0	0	0	0	0	1
	0381120 UNLAWFUL TRANSACTION W/MINOR 1ST DEG ILL SEX ACT, U/16	Charges	0	0	0	1	0	0	0	0	1
		Cases	0	0	0	1	0	0	0	0	1
County Total		Charges	1	18	28	7	0	0	0	0	54
		Cases	1	14	13	4	0	0	0	0	18
BOYD	0109900 RAPE, 1ST DEGREE	Charges	0	0	0	1	0	0	0	0	1
		Cases	0	0	0	1	0	0	0	0	1
	0109920 RAPE, 1ST DEGREE - DOMESTIC VIOLENCE	Charges	0	0	0	2	0	0	0	0	2
		Cases	0	0	0	2	0	0	0	0	2
	0109960 RAPE, 1ST DEGREE, VICTIM U/12 YEARS OF AGE	Charges	0	1	0	0	0	0	0	0	1
		Cases	0	1	0	0	0	0	0	0	1

Considerations:

- * These statistics represent a snapshot in time.
- * A case may consist of one or multiple charges. The distinct count on cases counts the case only once.
- * Counts of cases do not necessarily represent counts of unique individuals.



**Specified Charges Disposed by Disposition Type
(1/1/2019-12/31/2019) Statewide by County**

CIRCUIT		Count	Acquitted	Amended	Convicted	Dismissed	Diverted	FTA / FTV / AP	Indictment	Other	Total
BOYD	0111650 RAPE, 3RD DEGREE	Charges	0	2	1	2	0	0	0	0	5
		Cases	0	2	1	1	0	0	0	0	3
	0111800 SODOMY, 1ST DEGREE	Charges	0	0	1	0	0	0	0	0	1
		Cases	0	0	1	0	0	0	0	0	1
	0111820 SODOMY, 1ST DEGREE, DOMESTIC VIOLENCE	Charges	0	0	0	1	0	0	0	0	1
		Cases	0	0	0	1	0	0	0	0	1
	0111860 SODOMY, 1ST DEGREE, VICTIM U/12 YEARS OF AGE	Charges	0	1	0	0	0	0	0	0	1
		Cases	0	1	0	0	0	0	0	0	1
	0112200 SEXUAL ABUSE, 1ST DEGREE	Charges	0	0	2	0	0	0	0	0	2
		Cases	0	0	2	0	0	0	0	0	2
	0112210 SEXUAL ABUSE, 1ST DEGREE, VICTIM U/12 YEARS OF AGE	Charges	0	4	3	0	0	0	0	0	7
		Cases	0	1	2	0	0	0	0	0	3
	0372180 USE OF A MINOR U/16 IN A SEX PERFORMANCE	Charges	0	2	0	0	0	0	0	0	2
		Cases	0	2	0	0	0	0	0	0	2
	0372200 USE OF MINOR UNDER 18 IN A SEXUAL PERFORMANCE	Charges	0	39	0	0	0	0	0	0	39
		Cases	0	1	0	0	0	0	0	0	1
0381120 UNLAWFUL TRANSACTION W/MINOR 1ST DEG ILL SEX ACT, U/16	Charges	0	3	0	0	0	0	0	0	3	
	Cases	0	2	0	0	0	0	0	0	2	
County Total		Charges	0	52	7	6	0	0	0	0	65
		Cases	0	4	4	4	0	0	0	0	10
BOYLE	0017100 SEXUAL MISCONDUCT	Charges	0	0	2	0	0	0	0	0	2
		Cases	0	0	1	0	0	0	0	0	1

Considerations:

- * These statistics represent a snapshot in time.
- * A case may consist of one or multiple charges. The distinct count on cases counts the case only once.
- * Counts of cases do not necessarily represent counts of unique individuals.



**Specified Charges Disposed by Disposition Type
(1/1/2019-12/31/2019) Statewide by County**

CIRCUIT		Count	Acquitted	Amended	Convicted	Dismissed	Diverted	FTA / FTV / AP	Indictment	Other	Total
BOYLE	0109900 RAPE, 1ST DEGREE	Charges	0	1	0	0	0	0	0	0	1
		Cases	0	1	0	0	0	0	0	0	1
	0109960 RAPE, 1ST DEGREE, VICTIM U/12 YEARS OF AGE	Charges	0	1	0	0	0	0	0	0	1
		Cases	0	1	0	0	0	0	0	0	1
	0111800 SODOMY, 1ST DEGREE	Charges	0	2	0	0	0	0	0	0	2
		Cases	0	1	0	0	0	0	0	0	1
	0111860 SODOMY, 1ST DEGREE, VICTIM U/12 YEARS OF AGE	Charges	0	1	0	0	0	0	0	0	1
		Cases	0	1	0	0	0	0	0	0	1
	0112050 SODOMY, 3RD DEGREE	Charges	0	2	0	0	0	0	0	0	2
		Cases	0	1	0	0	0	0	0	0	1
	0112200 SEXUAL ABUSE, 1ST DEGREE	Charges	0	1	1	0	0	0	0	0	2
		Cases	0	1	1	0	0	0	0	0	2
	0112210 SEXUAL ABUSE, 1ST DEGREE, VICTIM U/12 YEARS OF AGE	Charges	0	0	0	2	0	0	0	0	2
		Cases	0	0	0	2	0	0	0	0	2
	0360510 INCEST – FORCIBLE COMPULSION/INCAPABLE OF CONSENT OR U/18	Charges	0	2	0	0	0	0	0	0	2
Cases		0	1	0	0	0	0	0	0	1	
County Total		Charges	0	10	3	2	0	0	0	0	15
		Cases	0	6	2	2	0	0	0	0	8
BRACKEN	0111650 RAPE, 3RD DEGREE	Charges	0	1	0	0	0	0	0	0	1
		Cases	0	1	0	0	0	0	0	0	1
	0381101 ATT UNLAWFUL TRANSACTION W/MINOR 1ST DEG ILL SEX ACT, U/18	Charges	0	0	1	0	0	0	0	0	1

Considerations:

- * These statistics represent a snapshot in time.
- * A case may consist of one or multiple charges. The distinct count on cases counts the case only once.
- * Counts of cases do not necessarily represent counts of unique individuals.



**Specified Charges Disposed by Disposition Type
(1/1/2019-12/31/2019) Statewide by County**

CIRCUIT		Count	Acquitted	Amended	Convicted	Dismissed	Diverted	FTA / FTV / AP	Indictment	Other	Total
BRACKEN	0381101 ATT UNLAWFUL TRANSACTION W/MINOR 1ST DEG I	Cases	0	0	1	0	0	0	0	0	1
	County Total	Charges	0	1	1	0	0	0	0	0	2
		Cases	0	1	1	0	0	0	0	0	1
BREATHITT	0112210 SEXUAL ABUSE, 1ST DEGREE, VICTIM U/12 YEARS OF AGE	Charges	0	0	1	0	0	0	0	0	1
		Cases	0	0	1	0	0	0	0	0	1
	County Total	Charges	0	0	1	0	0	0	0	0	1
	Cases	0	0	1	0	0	0	0	0	1	
BRECKINRIDGE	0109920 RAPE, 1ST DEGREE - DOMESTIC VIOLENCE	Charges	0	0	0	1	0	0	0	0	1
		Cases	0	0	0	1	0	0	0	0	1
	0109960 RAPE, 1ST DEGREE, VICTIM U/12 YEARS OF AGE	Charges	0	0	0	1	0	0	0	0	1
		Cases	0	0	0	1	0	0	0	0	1
	0111860 SODOMY, 1ST DEGREE, VICTIM U/12 YEARS OF AGE	Charges	0	0	0	1	0	0	0	0	1
		Cases	0	0	0	1	0	0	0	0	1
	0112210 SEXUAL ABUSE, 1ST DEGREE, VICTIM U/12 YEARS OF AGE	Charges	0	1	0	2	0	0	0	0	3
		Cases	0	1	0	2	0	0	0	0	2
	0112220 SEXUAL ABUSE, 2ND DEGREE	Charges	0	0	1	0	0	0	0	0	1
		Cases	0	0	1	0	0	0	0	0	1
	0360520 INCEST – VICTIM U/12 YOA OR SERIOUS PHYSICAL INJURY	Charges	0	0	0	1	0	0	0	0	1
		Cases	0	0	0	1	0	0	0	0	1
	County Total	Charges	0	1	1	6	0	0	0	0	8
		Cases	0	1	1	3	0	0	0	0	3
	BULLITT	0017100 SEXUAL MISCONDUCT	Charges	0	0	5	0	0	0	0	0

Considerations:

- * These statistics represent a snapshot in time.
- * A case may consist of one or multiple charges. The distinct count on cases counts the case only once.
- * Counts of cases do not necessarily represent counts of unique individuals.



**Specified Charges Disposed by Disposition Type
(1/1/2019-12/31/2019) Statewide by County**

	Cases	0	0	4	0	0	0	0	0	4
0109900 RAPE, 1ST DEGREE	Charges	0	2	0	2	0	0	0	0	4
	Cases	0	1	0	2	0	0	0	0	3
0109920 RAPE, 1ST DEGREE - DOMESTIC VIOLENCE	Charges	0	0	0	2	0	0	0	0	2
	Cases	0	0	0	2	0	0	0	0	2
0109960 RAPE, 1ST DEGREE, VICTIM U/12 YEARS OF AGE	Charges	2	1	0	0	0	0	0	0	3
	Cases	1	1	0	0	0	0	0	0	2
0109961 ATT RAPE, 1ST DEGREE, VICTIM U/12 YEARS OF AGE	Charges	0	0	0	1	0	0	0	0	1
	Cases	0	0	0	1	0	0	0	0	1
0109965 COMP RAPE, 1ST DEGREE, VICTIM U/12 YEARS OF AGE	Charges	0	0	0	1	0	0	0	0	1
	Cases	0	0	0	1	0	0	0	0	1
0111610 RAPE, 2ND DEGREE (MENTALLY INCAPACITATED)	Charges	0	0	0	2	0	0	0	0	2
	Cases	0	0	0	1	0	0	0	0	1
0111650 RAPE, 3RD DEGREE	Charges	0	0	0	3	0	0	0	0	3
	Cases	0	0	0	1	0	0	0	0	1
0111651 ATT RAPE, 3RD DEGREE	Charges	0	0	0	1	0	0	0	0	1
	Cases	0	0	0	1	0	0	0	0	1
0111800 SODOMY, 1ST DEGREE	Charges	0	0	0	1	0	0	0	0	1
	Cases	0	0	0	1	0	0	0	0	1
0111860 SODOMY, 1ST DEGREE, VICTIM U/12 YEARS OF AGE	Charges	0	0	1	0	0	0	0	0	1
	Cases	0	0	1	0	0	0	0	0	1
0111861 ATT SODOMY, 1ST DEGREE, VICTIM U/12 YEARS OF AGE	Charges	0	0	0	3	0	0	0	0	3
	Cases	0	0	0	3	0	0	0	0	3
0111865 COMP SODOMY, 1ST DEGREE, VICTIM U/12 YEARS OF AGE	Charges	0	0	0	3	0	0	0	0	3
	Cases	0	0	0	3	0	0	0	0	3
0112020 SODOMY-2ND DEGREE	Charges	1	7	0	1	0	0	0	0	9
	Cases	1	7	0	1	0	0	0	0	9

Considerations:

- * These statistics represent a snapshot in time.
- * A case may consist of one or multiple charges. The distinct count on cases counts the case only once.
- * Counts of cases do not necessarily represent counts of unique individuals.



**Specified Charges Disposed by Disposition Type
(1/1/2019-12/31/2019) Statewide by County**

0112200 SEXUAL ABUSE, 1ST DEGREE	Charges	4	7	5	11	0	0	0	0	27
	Cases	1	4	3	5	0	0	0	0	9
0112201 ATT SEXUAL ABUSE, 1ST DEGREE	Charges	0	0	1	0	0	0	0	0	1
	Cases	0	0	1	0	0	0	0	0	1
0112210 SEXUAL ABUSE, 1ST DEGREE, VICTIM U/12 YEARS OF AGE	Charges	2	15	9	16	0	0	0	0	42
	Cases	1	4	2	6	0	0	0	0	12
0112215 COMP SEXUAL ABUSE, 1ST DEGREE, VICTIM U/12 YEARS OF AGE	Charges	0	0	0	1	0	0	0	0	1
	Cases	0	0	0	1	0	0	0	0	1
0112220 SEXUAL ABUSE, 2ND DEGREE	Charges	0	0	2	2	0	0	0	0	4
	Cases	0	0	1	1	0	0	0	0	2
0360510 INCEST – FORCIBLE COMPULSION/INCAPABLE OF CONSENT OR U/18	Charges	1	0	0	1	0	0	0	0	2
	Cases	1	0	0	1	0	0	0	0	2
0360520 INCEST – VICTIM U/12 YOA OR SERIOUS PHYSICAL INJURY	Charges	3	6	0	1	0	0	0	0	10
	Cases	1	1	0	1	0	0	0	0	3
0360521 ATT INCEST – VICTIM U/12 YOA OR SERIOUS PHYSICAL INJURY	Charges	0	0	6	0	0	0	0	0	6
	Cases	0	0	1	0	0	0	0	0	1
0372180 USE OF A MINOR U/16 IN A SEX PERFORMANCE	Charges	0	0	1	0	0	0	0	0	1
	Cases	0	0	1	0	0	0	0	0	1
0381100 UNLAWFUL TRANSACTION W/MINOR 1ST DEG ILL SEX ACT, U/18	Charges	0	0	0	3	0	0	0	0	3
	Cases	0	0	0	1	0	0	0	0	1
0381120 UNLAWFUL TRANSACTION W/MINOR 1ST DEG ILL SEX ACT, U/16	Charges	0	0	0	2	0	0	0	0	2
	Cases	0	0	0	1	0	0	0	0	1
0381121 ATT UNLAWFUL TRANSACTION W/MINOR 1ST DEG ILL SEX ACT, U/16	Charges	0	0	0	1	0	0	0	0	1
	Cases	0	0	0	1	0	0	0	0	1
County Total	Charges	14	38	36	55	0	0	0	0	143
	Cases	2	11	11	17	0	0	0	0	26

Considerations:

- * These statistics represent a snapshot in time.
- * A case may consist of one or multiple charges. The distinct count on cases counts the case only once.
- * Counts of cases do not necessarily represent counts of unique individuals.



**Specified Charges Disposed by Disposition Type
(1/1/2019-12/31/2019) Statewide by County**

CIRCUIT		Count	Acquitted	Amended	Convicted	Dismissed	Diverted	FTA / FTV / AP	Indictment	Other	Total	
BUTLER	0111800 SODOMY, 1ST DEGREE	Charges	0	0	1	0	0	0	0	0	1	
		Cases	0	0	1	0	0	0	0	0	1	
	0112200 SEXUAL ABUSE, 1ST DEGREE	Charges	0	0	5	20	0	0	0	0	25	
		Cases	0	0	5	2	0	0	0	0	6	
	0112210 SEXUAL ABUSE, 1ST DEGREE, VICTIM U/12 YEARS OF AGE	Charges	0	2	0	19	0	0	0	0	21	
		Cases	0	2	0	3	0	0	0	0	3	
	0381120 UNLAWFUL TRANSACTION W/MINOR 1ST DEG ILL SEX ACT, U/16	Charges	0	0	0	3	0	0	0	0	3	
		Cases	0	0	0	1	0	0	0	0	1	
	County Total		Charges	0	2	6	42	0	0	0	0	50
			Cases	0	2	5	5	0	0	0	0	7
CALDWELL	0360500 INCEST	Charges	0	1	0	0	0	0	0	0	1	
		Cases	0	1	0	0	0	0	0	0	1	
	County Total		Charges	0	1	0	0	0	0	0	1	
			Cases	0	1	0	0	0	0	0	1	
CALLOWAY	0017090 SEXUAL ABUSE - 3RD DEGREE	Charges	0	0	1	0	0	0	0	0	1	
		Cases	0	0	1	0	0	0	0	0	1	
	0017100 SEXUAL MISCONDUCT	Charges	0	0	3	0	0	0	0	0	3	
		Cases	0	0	3	0	0	0	0	0	3	
	0109900 RAPE, 1ST DEGREE	Charges	0	5	2	0	0	0	0	0	7	
		Cases	0	5	2	0	0	0	0	0	7	
	0109960 RAPE, 1ST DEGREE, VICTIM U/12 YEARS OF AGE	Charges	0	2	5	0	0	0	0	0	7	
		Cases	0	2	1	0	0	0	0	0	3	

Considerations:

- * These statistics represent a snapshot in time.
- * A case may consist of one or multiple charges. The distinct count on cases counts the case only once.
- * Counts of cases do not necessarily represent counts of unique individuals.



**Specified Charges Disposed by Disposition Type
(1/1/2019-12/31/2019) Statewide by County**

CIRCUIT		Count	Acquitted	Amended	Convicted	Dismissed	Diverted	FTA / FTV / AP	Indictment	Other	Total
CALLOWAY	0111620 RAPE-2ND DEGREE-NO FORCE	Charges	0	2	0	0	0	0	0	0	2
		Cases	0	2	0	0	0	0	0	0	2
	0111650 RAPE, 3RD DEGREE	Charges	0	0	3	0	0	0	0	0	3
		Cases	0	0	3	0	0	0	0	0	3
	0111800 SODOMY, 1ST DEGREE	Charges	0	1	1	1	0	0	0	0	3
		Cases	0	1	1	1	0	0	0	0	3
	0111860 SODOMY, 1ST DEGREE, VICTIM U/12 YEARS OF AGE	Charges	0	1	1	2	0	0	0	0	4
		Cases	0	1	1	2	0	0	0	0	4
	0112050 SODOMY, 3RD DEGREE	Charges	0	0	1	0	0	0	0	0	1
		Cases	0	0	1	0	0	0	0	0	1
	0112200 SEXUAL ABUSE, 1ST DEGREE	Charges	0	1	4	0	0	0	0	0	5
		Cases	0	1	3	0	0	0	0	0	4
	0112210 SEXUAL ABUSE, 1ST DEGREE, VICTIM U/12 YEARS OF AGE	Charges	0	1	12	0	0	0	0	0	13
		Cases	0	1	2	0	0	0	0	0	3
	0360510 INCEST – FORCIBLE COMPULSION/INCAPABLE OF CONSENT OR U/18	Charges	0	0	2	1	0	0	0	0	3
		Cases	0	0	2	1	0	0	0	0	3
	0360520 INCEST – VICTIM U/12 YOA OR SERIOUS PHYSICAL INJURY	Charges	0	2	0	0	0	0	0	0	2
		Cases	0	2	0	0	0	0	0	0	2
County Total	Charges	0	15	35	4	0	0	0	0	54	
	Cases	0	11	13	4	0	0	0	0	18	
CAMPBELL	0017090 SEXUAL ABUSE - 3RD DEGREE	Charges	0	0	1	0	0	0	0	0	1
		Cases	0	0	1	0	0	0	0	0	1

Considerations:

- * These statistics represent a snapshot in time.
- * A case may consist of one or multiple charges. The distinct count on cases counts the case only once.
- * Counts of cases do not necessarily represent counts of unique individuals.



**Specified Charges Disposed by Disposition Type
(1/1/2019-12/31/2019) Statewide by County**

CIRCUIT		Count	Acquitted	Amended	Convicted	Dismissed	Diverted	FTA / FTV / AP	Indictment	Other	Total
CAMPBELL	0109940 RAPE, 1ST DEGREE - INCAPABLE OF CONSENT/PHYSICALLY HELPLESS	Charges	0	0	0	0	0	1	0	0	1
		Cases	0	0	0	0	0	1	0	0	1
	0109960 RAPE, 1ST DEGREE, VICTIM U/12 YEARS OF AGE	Charges	0	2	1	0	0	0	0	0	3
		Cases	0	2	1	0	0	0	0	0	3
	0110010 *OBS* RAPE-1ST DEGREE-NO WEAPON-INCAPABLE OF CONSENT-AGE	Charges	0	0	1	0	0	0	0	0	1
		Cases	0	0	1	0	0	0	0	0	1
	0111620 RAPE-2ND DEGREE-NO FORCE	Charges	0	0	4	0	0	0	0	0	4
		Cases	0	0	2	0	0	0	0	0	2
	0111650 RAPE, 3RD DEGREE	Charges	0	0	4	0	0	0	0	0	4
		Cases	0	0	3	0	0	0	0	0	3
	0111800 SODOMY, 1ST DEGREE	Charges	0	1	0	0	0	0	0	0	1
		Cases	0	1	0	0	0	0	0	0	1
	0111860 SODOMY, 1ST DEGREE, VICTIM U/12 YEARS OF AGE	Charges	0	2	1	0	0	0	0	0	3
		Cases	0	2	1	0	0	0	0	0	3
	0112020 SODOMY-2ND DEGREE	Charges	0	0	2	0	0	0	0	0	2
		Cases	0	0	1	0	0	0	0	0	1
	0112050 SODOMY, 3RD DEGREE	Charges	0	2	4	0	0	0	0	0	6
		Cases	0	1	2	0	0	0	0	0	3
	0112200 SEXUAL ABUSE, 1ST DEGREE	Charges	1	4	8	0	0	0	0	0	13
		Cases	1	3	4	0	0	0	0	0	8
0112201 ATT SEXUAL ABUSE, 1ST DEGREE	Charges	0	0	1	0	0	0	0	0	1	
	Cases	0	0	1	0	0	0	0	0	1	

Considerations:

- * These statistics represent a snapshot in time.
- * A case may consist of one or multiple charges. The distinct count on cases counts the case only once.
- * Counts of cases do not necessarily represent counts of unique individuals.



**Specified Charges Disposed by Disposition Type
(1/1/2019-12/31/2019) Statewide by County**

CIRCUIT		Count	Acquitted	Amended	Convicted	Dismissed	Diverted	FTA / FTV / AP	Indictment	Other	Total
CAMPBELL	0112210 SEXUAL ABUSE, 1ST DEGREE, VICTIM U/12 YEARS OF AGE	Charges	0	4	5	0	0	0	0	0	9
		Cases	0	4	2	0	0	0	0	0	5
	County Total	Charges	1	15	32	0	0	1	0	0	49
		Cases	1	7	10	0	0	1	0	0	14
CARLISLE	0112210 SEXUAL ABUSE, 1ST DEGREE, VICTIM U/12 YEARS OF AGE	Charges	0	0	1	0	0	0	0	0	1
		Cases	0	0	1	0	0	0	0	0	1
	0381120 UNLAWFUL TRANSACTION W/MINOR 1ST DEG ILL SEX ACT, U/16	Charges	0	0	0	1	0	0	0	0	1
		Cases	0	0	0	1	0	0	0	0	1
	County Total	Charges	0	0	1	1	0	0	0	0	2
		Cases	0	0	1	1	0	0	0	0	1
CARROLL	0111620 RAPE-2ND DEGREE-NO FORCE	Charges	0	1	0	0	0	0	0	0	1
		Cases	0	1	0	0	0	0	0	0	1
	0111800 SODOMY, 1ST DEGREE	Charges	0	0	2	1	0	0	0	0	3
		Cases	0	0	1	1	0	0	0	0	2
	0111840 SODOMY, 1ST DEGREE - INCAPABLE OF CONSENT/PHYSICALLY HELPLES	Charges	0	0	1	0	0	0	0	0	1
		Cases	0	0	1	0	0	0	0	0	1
	0111860 SODOMY, 1ST DEGREE, VICTIM U/12 YEARS OF AGE	Charges	0	3	0	1	0	0	0	0	4
		Cases	0	2	0	1	0	0	0	0	3
	0112200 SEXUAL ABUSE, 1ST DEGREE	Charges	0	2	0	0	0	0	0	0	2
		Cases	0	1	0	0	0	0	0	0	1
	0112210 SEXUAL ABUSE, 1ST DEGREE, VICTIM U/12 YEARS OF AGE	Charges	0	0	1	0	0	0	0	0	1

Considerations:

- * These statistics represent a snapshot in time.
- * A case may consist of one or multiple charges. The distinct count on cases counts the case only once.
- * Counts of cases do not necessarily represent counts of unique individuals.



**Specified Charges Disposed by Disposition Type
(1/1/2019-12/31/2019) Statewide by County**

CIRCUIT		Count	Acquitted	Amended	Convicted	Dismissed	Diverted	FTA / FTV / AP	Indictment	Other	Total
CARROLL	0112210 SEXUAL ABUSE, 1ST DEGREE, VICTIM U/12 YEARS OF	Cases	0	0	1	0	0	0	0	0	1
	0360510 INCEST – FORCIBLE COMPULSION/INCAPABLE OF CONSENT OR U/18	Charges	0	0	1	0	0	0	0	0	1
		Cases	0	0	1	0	0	0	0	0	1
	0360520 INCEST – VICTIM U/12 YOA OR SERIOUS PHYSICAL INJURY	Charges	0	1	0	0	0	0	0	0	1
		Cases	0	1	0	0	0	0	0	0	1
	County Total	Charges	0	7	5	2	0	0	0	0	14
	Cases	0	4	2	1	0	0	0	0	5	
CARTER	0111620 RAPE-2ND DEGREE-NO FORCE	Charges	0	0	1	0	0	0	0	0	1
		Cases	0	0	1	0	0	0	0	0	1
	0111800 SODOMY, 1ST DEGREE	Charges	0	0	2	0	0	0	0	0	2
		Cases	0	0	2	0	0	0	0	0	2
	0112020 SODOMY-2ND DEGREE	Charges	0	0	1	3	0	0	0	0	4
		Cases	0	0	1	1	0	0	0	0	2
	0112200 SEXUAL ABUSE, 1ST DEGREE	Charges	0	0	2	2	0	0	0	0	4
		Cases	0	0	2	1	0	0	0	0	3
	0112210 SEXUAL ABUSE, 1ST DEGREE, VICTIM U/12 YEARS OF AGE	Charges	0	2	2	6	0	0	0	0	10
		Cases	0	2	2	3	0	0	0	0	5
	0360520 INCEST – VICTIM U/12 YOA OR SERIOUS PHYSICAL INJURY	Charges	0	0	1	0	0	0	0	0	1
		Cases	0	0	1	0	0	0	0	0	1
	0381100 UNLAWFUL TRANSACTION W/MINOR 1ST DEG ILL SEX ACT, U/18	Charges	0	0	0	1	0	0	0	0	1

Considerations:

- * These statistics represent a snapshot in time.
- * A case may consist of one or multiple charges. The distinct count on cases counts the case only once.
- * Counts of cases do not necessarily represent counts of unique individuals.



**Specified Charges Disposed by Disposition Type
(1/1/2019-12/31/2019) Statewide by County**

CIRCUIT		Count	Acquitted	Amended	Convicted	Dismissed	Diverted	FTA / FTV / AP	Indictment	Other	Total
CARTER	0381100 UNLAWFUL TRANSACTION W/MINOR 1ST DEG ILL S	Cases	0	0	0	1	0	0	0	0	1
	County Total	Charges	0	2	9	12	0	0	0	0	23
		Cases	0	2	4	5	0	0	0	0	8
CASEY	0109900 RAPE, 1ST DEGREE	Charges	0	0	0	7	0	0	0	0	7
		Cases	0	0	0	1	0	0	0	0	1
	0111620 RAPE-2ND DEGREE-NO FORCE	Charges	0	0	0	20	0	0	0	0	20
		Cases	0	0	0	1	0	0	0	0	1
	0111860 SODOMY, 1ST DEGREE, VICTIM U/12 YEARS OF AGE	Charges	0	0	0	1	0	0	0	0	1
		Cases	0	0	0	1	0	0	0	0	1
	0112020 SODOMY-2ND DEGREE	Charges	0	0	0	1	0	0	0	0	1
		Cases	0	0	0	1	0	0	0	0	1
	0112200 SEXUAL ABUSE, 1ST DEGREE	Charges	0	1	0	0	0	0	0	0	1
		Cases	0	1	0	0	0	0	0	0	1
	0112210 SEXUAL ABUSE, 1ST DEGREE, VICTIM U/12 YEARS OF AGE	Charges	0	0	0	2	0	0	0	0	2
		Cases	0	0	0	2	0	0	0	0	2
	0112220 SEXUAL ABUSE, 2ND DEGREE	Charges	0	0	2	0	0	0	0	0	2
		Cases	0	0	1	0	0	0	0	0	1
	0360410 *OBS* INCEST W/MINOR	Charges	0	0	0	3	0	0	0	0	3
		Cases	0	0	0	1	0	0	0	0	1
	0372180 USE OF A MINOR U/16 IN A SEX PERFORMANCE	Charges	0	1	0	0	0	0	0	0	1
		Cases	0	1	0	0	0	0	0	0	1
County Total	Charges	0	2	2	34	0	0	0	0	38	

Considerations:

- * These statistics represent a snapshot in time.
- * A case may consist of one or multiple charges. The distinct count on cases counts the case only once.
- * Counts of cases do not necessarily represent counts of unique individuals.



**Specified Charges Disposed by Disposition Type
(1/1/2019-12/31/2019) Statewide by County**

		Cases	0	2	1	2	0	0	0	0	3
CHRISTIAN	0017090 SEXUAL ABUSE - 3RD DEGREE	Charges	0	0	1	0	0	0	0	0	1
		Cases	0	0	1	0	0	0	0	0	1
	0017100 SEXUAL MISCONDUCT	Charges	0	0	4	0	0	0	0	0	4
		Cases	0	0	3	0	0	0	0	0	3
	0109900 RAPE, 1ST DEGREE	Charges	0	4	4	4	0	0	0	0	12
		Cases	0	4	3	2	0	0	0	0	7
	0109910 RAPE, 1ST DEGREE W/SERIOUS PHYSICAL INJURY	Charges	0	0	1	0	0	0	0	0	1
		Cases	0	0	1	0	0	0	0	0	1
	0109960 RAPE, 1ST DEGREE, VICTIM U/12 YEARS OF AGE	Charges	0	2	0	2	0	0	0	0	4
		Cases	0	2	0	1	0	0	0	0	3
	0111620 RAPE-2ND DEGREE-NO FORCE	Charges	0	1	0	3	0	0	0	0	4
		Cases	0	1	0	1	0	0	0	0	2
	0111650 RAPE, 3RD DEGREE	Charges	0	2	2	0	0	0	0	0	4
		Cases	0	2	2	0	0	0	0	0	4
	0111800 SODOMY, 1ST DEGREE	Charges	0	1	1	1	0	0	0	0	3
		Cases	0	1	1	1	0	0	0	0	2
	0111801 ATT SODOMY, 1ST DEGREE	Charges	0	0	0	1	0	0	0	0	1
		Cases	0	0	0	1	0	0	0	0	1
	0111860 SODOMY, 1ST DEGREE, VICTIM U/12 YEARS OF AGE	Charges	0	4	0	3	0	0	0	0	7
		Cases	0	4	0	1	0	0	0	0	5
0112020 SODOMY-2ND DEGREE	Charges	0	1	0	0	0	0	0	0	1	
	Cases	0	1	0	0	0	0	0	0	1	
0112050 SODOMY, 3RD DEGREE	Charges	0	1	1	12	0	0	0	0	14	
	Cases	0	1	1	1	0	0	0	0	2	
0112200 SEXUAL ABUSE, 1ST DEGREE	Charges	0	2	3	0	0	0	0	0	5	
	Cases	0	2	3	0	0	0	0	0	5	

Considerations:

- * These statistics represent a snapshot in time.
- * A case may consist of one or multiple charges. The distinct count on cases counts the case only once.
- * Counts of cases do not necessarily represent counts of unique individuals.



**Specified Charges Disposed by Disposition Type
(1/1/2019-12/31/2019) Statewide by County**

CIRCUIT		Count	Acquitted	Amended	Convicted	Dismissed	Diverted	FTA / FTV / AP	Indictment	Other	Total	
CHRISTIAN	0112210 SEXUAL ABUSE, 1ST DEGREE, VICTIM U/12 YEARS OF AGE	Charges	0	3	11	0	0	0	0	0	14	
		Cases	0	3	7	0	0	0	0	0	10	
	0360510 INCEST – FORCIBLE COMPULSION/INCAPABLE OF CONSENT OR U/18	Charges	0	0	0	13	0	0	0	0	13	
		Cases	0	0	0	1	0	0	0	0	1	
	0360515 COMP INCEST – FORCIBLE COMPULSION/INCAPABLE OF CONSENT OR U/18	Charges	0	1	0	0	0	0	0	0	1	
		Cases	0	1	0	0	0	0	0	0	1	
	0360520 INCEST – VICTIM U/12 YOA OR SERIOUS PHYSICAL INJURY	Charges	0	0	0	1	0	0	0	1	2	
		Cases	0	0	0	1	0	0	0	1	2	
	0381120 UNLAWFUL TRANSACTION W/MINOR 1ST DEG ILL SEX ACT, U/16	Charges	0	0	0	1	0	0	0	0	1	
		Cases	0	0	0	1	0	0	0	0	1	
	County Total	Charges	0	22	28	41	0	0	0	1	92	
		Cases	0	18	18	7	0	0	0	1	29	
	CLARK	0109960 RAPE, 1ST DEGREE, VICTIM U/12 YEARS OF AGE	Charges	0	1	0	0	0	0	0	0	1
			Cases	0	1	0	0	0	0	0	0	1
0111800 SODOMY, 1ST DEGREE		Charges	0	3	0	1	0	0	0	0	4	
		Cases	0	3	0	1	0	0	0	0	3	
0111860 SODOMY, 1ST DEGREE, VICTIM U/12 YEARS OF AGE		Charges	0	1	0	1	0	0	0	0	2	
		Cases	0	1	0	1	0	0	0	0	2	
0112020 SODOMY-2ND DEGREE		Charges	0	0	0	2	0	0	0	0	2	
		Cases	0	0	0	1	0	0	0	0	1	
0112050 SODOMY, 3RD DEGREE		Charges	0	0	0	1	0	0	0	0	1	
		Cases	0	0	0	1	0	0	0	0	1	

Considerations:

- * These statistics represent a snapshot in time.
- * A case may consist of one or multiple charges. The distinct count on cases counts the case only once.
- * Counts of cases do not necessarily represent counts of unique individuals.



**Specified Charges Disposed by Disposition Type
(1/1/2019-12/31/2019) Statewide by County**

CIRCUIT		Count	Acquitted	Amended	Convicted	Dismissed	Diverted	FTA / FTV / AP	Indictment	Other	Total	
CLARK	0112200 SEXUAL ABUSE, 1ST DEGREE	Charges	0	0	7	0	0	0	0	0	7	
		Cases	0	0	5	0	0	0	0	0	5	
	0112210 SEXUAL ABUSE, 1ST DEGREE, VICTIM U/12 YEARS OF AGE	Charges	0	2	0	0	0	0	0	0	2	
		Cases	0	2	0	0	0	0	0	0	2	
	0360510 INCEST – FORCIBLE COMPULSION/INCAPABLE OF CONSENT OR U/18	Charges	0	0	0	2	0	0	0	0	2	
		Cases	0	0	0	1	0	0	0	0	1	
	0360520 INCEST – VICTIM U/12 YOA OR SERIOUS PHYSICAL INJURY	Charges	0	0	0	4	0	0	0	0	4	
		Cases	0	0	0	2	0	0	0	0	2	
	0372180 USE OF A MINOR U/16 IN A SEX PERFORMANCE	Charges	0	3	0	0	0	0	0	0	3	
		Cases	0	3	0	0	0	0	0	0	3	
	0372200 USE OF MINOR UNDER 18 IN A SEXUAL PERFORMANCE	Charges	0	1	0	0	0	0	0	0	1	
		Cases	0	1	0	0	0	0	0	0	1	
	County Total		Charges	0	11	7	11	0	0	0	0	29
			Cases	0	9	5	3	0	0	0	0	11
CLAY	0111620 RAPE-2ND DEGREE-NO FORCE	Charges	0	0	1	0	0	0	0	0	1	
		Cases	0	0	1	0	0	0	0	0	1	
	0111650 RAPE, 3RD DEGREE	Charges	0	0	1	0	0	0	0	0	1	
		Cases	0	0	1	0	0	0	0	0	1	
	0111654 FACIL RAPE, 3RD DEGREE	Charges	0	0	1	0	0	0	0	0	1	
		Cases	0	0	1	0	0	0	0	0	1	
	0111655 COMP RAPE, 3RD DEGREE	Charges	0	1	0	0	0	0	0	0	1	
		Cases	0	1	0	0	0	0	0	0	1	

Considerations:

- * These statistics represent a snapshot in time.
- * A case may consist of one or multiple charges. The distinct count on cases counts the case only once.
- * Counts of cases do not necessarily represent counts of unique individuals.



**Specified Charges Disposed by Disposition Type
(1/1/2019-12/31/2019) Statewide by County**

CIRCUIT		Count	Acquitted	Amended	Convicted	Dismissed	Diverted	FTA / FTV / AP	Indictment	Other	Total	
CLAY	0111860 SODOMY, 1ST DEGREE, VICTIM U/12 YEARS OF AGE	Charges	0	0	0	6	0	0	0	0	6	
		Cases	0	0	0	1	0	0	0	0	1	
	0111865 COMP SODOMY, 1ST DEGREE, VICTIM U/12 YEARS OF AGE	Charges	0	2	0	0	0	0	0	0	2	
		Cases	0	1	0	0	0	0	0	0	1	
	0112210 SEXUAL ABUSE, 1ST DEGREE, VICTIM U/12 YEARS OF AGE	Charges	0	0	0	7	0	0	0	0	7	
		Cases	0	0	0	1	0	0	0	0	1	
	0360500 INCEST	Charges	0	0	2	0	0	0	0	0	2	
		Cases	0	0	1	0	0	0	0	0	1	
	0360505 COMP INCEST	Charges	0	1	0	0	0	0	0	0	1	
		Cases	0	1	0	0	0	0	0	0	1	
	0360514 FACL INCEST – FORCIBLE COMPULSION/INCAPABLE OF CONSENT OR U/18	Charges	0	0	1	0	0	0	0	0	1	
		Cases	0	0	1	0	0	0	0	0	1	
	County Total		Charges	0	4	6	13	0	0	0	0	23
			Cases	0	2	2	1	0	0	0	0	4
CLINTON	0112200 SEXUAL ABUSE, 1ST DEGREE	Charges	0	0	1	0	0	0	0	0	1	
		Cases	0	0	1	0	0	0	0	0	1	
	County Total		Charges	0	0	1	0	0	0	0	1	
			Cases	0	0	1	0	0	0	0	1	
CRITTENDEN	0111650 RAPE, 3RD DEGREE	Charges	0	1	0	0	0	0	0	0	1	

Considerations:

- * These statistics represent a snapshot in time.
- * A case may consist of one or multiple charges. The distinct count on cases counts the case only once.
- * Counts of cases do not necessarily represent counts of unique individuals.



**Specified Charges Disposed by Disposition Type
(1/1/2019-12/31/2019) Statewide by County**

CIRCUIT		Count	Acquitted	Amended	Convicted	Dismissed	Diverted	FTA / FTV / AP	Indictment	Other	Total
CRITTENDEN	0111650 RAPE, 3RD DEGREE	Cases	0	1	0	0	0	0	0	0	1
	County Total	Charges	0	1	0	0	0	0	0	0	1
		Cases	0	1	0	0	0	0	0	0	1
CUMBERLAND	0112210 SEXUAL ABUSE, 1ST DEGREE, VICTIM U/12 YEARS OF AGE	Charges	0	0	1	1	0	0	0	0	2
		Cases	0	0	1	1	0	0	0	0	2
	County Total	Charges	0	0	1	1	0	0	0	0	2
		Cases	0	0	1	1	0	0	0	0	2
DAVISS	0017100 SEXUAL MISCONDUCT	Charges	0	0	2	0	0	0	0	0	2
		Cases	0	0	2	0	0	0	0	0	2
	0109900 RAPE, 1ST DEGREE	Charges	0	0	0	2	0	1	0	0	3
		Cases	0	0	0	1	0	1	0	0	2
	0109960 RAPE, 1ST DEGREE, VICTIM U/12 YEARS OF AGE	Charges	0	1	0	0	0	0	0	0	1
		Cases	0	1	0	0	0	0	0	0	1
	0111620 RAPE-2ND DEGREE-NO FORCE	Charges	0	0	1	0	0	0	0	0	1
		Cases	0	0	1	0	0	0	0	0	1
	0111650 RAPE, 3RD DEGREE	Charges	0	1	0	0	0	2	0	0	3
		Cases	0	1	0	0	0	1	0	0	2
	0111800 SODOMY, 1ST DEGREE	Charges	0	0	0	0	0	1	0	0	1
		Cases	0	0	0	0	0	1	0	0	1
	0111840 SODOMY, 1ST DEGREE - INCAPABLE OF CONSENT/PHYSICALLY HELPLES	Charges	0	0	2	0	0	0	0	0	2
		Cases	0	0	1	0	0	0	0	0	1
	0111860 SODOMY, 1ST DEGREE, VICTIM U/12 YEARS OF AGE	Charges	0	2	0	2	0	0	0	0	4

Considerations:

- * These statistics represent a snapshot in time.
- * A case may consist of one or multiple charges. The distinct count on cases counts the case only once.
- * Counts of cases do not necessarily represent counts of unique individuals.



**Specified Charges Disposed by Disposition Type
(1/1/2019-12/31/2019) Statewide by County**

		Cases	0	1	0	1	0	0	0	0	2
	0112020 SODOMY-2ND DEGREE	Charges	0	0	2	0	0	0	0	0	2
		Cases	0	0	2	0	0	0	0	0	2
	0112050 SODOMY, 3RD DEGREE	Charges	0	0	1	0	0	0	0	0	1
		Cases	0	0	1	0	0	0	0	0	1
	0112200 SEXUAL ABUSE, 1ST DEGREE	Charges	0	2	12	2	0	2	0	0	18
		Cases	0	2	4	2	0	2	0	0	10
	0112210 SEXUAL ABUSE, 1ST DEGREE, VICTIM U/12 YEARS OF AGE	Charges	2	2	6	3	0	3	0	0	16
		Cases	1	1	2	2	0	1	0	0	7
	0112221 ATT SEXUAL ABUSE, 2ND DEGREE	Charges	0	0	2	0	0	0	0	0	2
		Cases	0	0	1	0	0	0	0	0	1
	0372180 USE OF A MINOR U/16 IN A SEX PERFORMANCE	Charges	0	0	3	0	0	0	0	0	3
		Cases	0	0	2	0	0	0	0	0	2
	County Total	Charges	2	8	31	9	0	9	0	0	59
		Cases	1	6	10	4	0	4	0	0	21
EDMONSON	0109900 RAPE, 1ST DEGREE	Charges	0	0	0	1	0	0	0	0	1
		Cases	0	0	0	1	0	0	0	0	1
	0112200 SEXUAL ABUSE, 1ST DEGREE	Charges	0	0	3	0	0	0	0	0	3
		Cases	0	0	2	0	0	0	0	0	2
	0112210 SEXUAL ABUSE, 1ST DEGREE, VICTIM U/12 YEARS OF AGE	Charges	0	4	0	1	0	0	0	0	5
		Cases	0	2	0	1	0	0	0	0	2
	0372180 USE OF A MINOR U/16 IN A SEX PERFORMANCE	Charges	0	0	0	1	0	0	0	0	1
		Cases	0	0	0	1	0	0	0	0	1
	0381120 UNLAWFUL TRANSACTION W/MINOR 1ST DEG ILL SEX ACT, U/16	Charges	0	1	0	0	0	0	0	0	1
		Cases	0	1	0	0	0	0	0	0	1

Considerations:

- * These statistics represent a snapshot in time.
- * A case may consist of one or multiple charges. The distinct count on cases counts the case only once.
- * Counts of cases do not necessarily represent counts of unique individuals.



**Specified Charges Disposed by Disposition Type
(1/1/2019-12/31/2019) Statewide by County**

CIRCUIT		Count	Acquitted	Amended	Convicted	Dismissed	Diverted	FTA / FTV / AP	Indictment	Other	Total
EDMONSON	County Total	Charges	0	5	3	3	0	0	0	0	11
		Cases	0	3	2	2	0	0	0	0	4
ESTILL	0017100 SEXUAL MISCONDUCT	Charges	0	0	1	0	0	0	0	0	1
		Cases	0	0	1	0	0	0	0	0	1
	0111650 RAPE, 3RD DEGREE	Charges	0	0	1	2	0	0	0	0	3
		Cases	0	0	1	1	0	0	0	0	1
	0112200 SEXUAL ABUSE, 1ST DEGREE	Charges	0	0	0	3	0	0	0	0	3
		Cases	0	0	0	1	0	0	0	0	1
	County Total	Charges	0	0	2	5	0	0	0	0	7
		Cases	0	0	2	2	0	0	0	0	3
FAYETTE	0017090 SEXUAL ABUSE - 3RD DEGREE	Charges	0	0	1	0	0	0	0	0	1
		Cases	0	0	1	0	0	0	0	0	1
	0017100 SEXUAL MISCONDUCT	Charges	0	0	1	0	0	0	0	0	1
		Cases	0	0	1	0	0	0	0	0	1
	0109900 RAPE, 1ST DEGREE	Charges	0	4	1	4	0	0	0	0	9
		Cases	0	4	1	2	0	0	0	0	7
	0109901 ATT RAPE, 1ST DEGREE	Charges	0	1	0	0	0	0	0	0	1
		Cases	0	1	0	0	0	0	0	0	1
	0109920 RAPE, 1ST DEGREE - DOMESTIC VIOLENCE	Charges	0	0	0	1	0	0	0	0	1
		Cases	0	0	0	1	0	0	0	0	1
	0109940 RAPE, 1ST DEGREE - INCAPABLE OF CONSENT/PHYSICALLY HELPLESS	Charges	0	1	0	0	0	0	0	0	1
		Cases	0	1	0	0	0	0	0	0	1

Considerations:

- * These statistics represent a snapshot in time.
- * A case may consist of one or multiple charges. The distinct count on cases counts the case only once.
- * Counts of cases do not necessarily represent counts of unique individuals.



**Specified Charges Disposed by Disposition Type
(1/1/2019-12/31/2019) Statewide by County**

CIRCUIT		Count	Acquitted	Amended	Convicted	Dismissed	Diverted	FTA / FTV / AP	Indictment	Other	Total
FAYETTE	0109960 RAPE, 1ST DEGREE, VICTIM U/12 YEARS OF AGE	Charges	1	0	0	2	0	0	0	0	3
		Cases	1	0	0	1	0	0	0	0	2
	0111620 RAPE-2ND DEGREE-NO FORCE	Charges	0	4	0	1	0	0	0	0	5
		Cases	0	1	0	1	0	0	0	0	2
	0111650 RAPE, 3RD DEGREE	Charges	0	1	3	2	0	0	0	0	6
		Cases	0	1	3	2	0	0	0	0	5
	0111800 SODOMY, 1ST DEGREE	Charges	0	0	0	5	0	0	0	0	5
		Cases	0	0	0	4	0	0	0	0	4
	0111801 ATT SODOMY, 1ST DEGREE	Charges	0	1	0	0	0	0	0	0	1
		Cases	0	1	0	0	0	0	0	0	1
	0111804 FACL SODOMY, 1ST DEGREE	Charges	0	0	0	1	0	0	0	0	1
		Cases	0	0	0	1	0	0	0	0	1
	0111820 SODOMY, 1ST DEGREE, DOMESTIC VIOLENCE	Charges	0	0	0	1	0	0	0	0	1
		Cases	0	0	0	1	0	0	0	0	1
	0111860 SODOMY, 1ST DEGREE, VICTIM U/12 YEARS OF AGE	Charges	0	1	1	0	0	0	0	0	2
		Cases	0	1	1	0	0	0	0	0	2
	0112050 SODOMY, 3RD DEGREE	Charges	0	2	2	5	0	2	0	0	11
		Cases	0	1	1	2	0	1	0	0	4
	0112200 SEXUAL ABUSE, 1ST DEGREE	Charges	0	7	10	8	0	4	0	0	29
		Cases	0	7	9	6	0	3	0	0	23
0112201 ATT SEXUAL ABUSE, 1ST DEGREE	Charges	0	0	1	0	0	0	0	0	1	
	Cases	0	0	1	0	0	0	0	0	1	

Considerations:

- * These statistics represent a snapshot in time.
- * A case may consist of one or multiple charges. The distinct count on cases counts the case only once.
- * Counts of cases do not necessarily represent counts of unique individuals.



**Specified Charges Disposed by Disposition Type
(1/1/2019-12/31/2019) Statewide by County**

CIRCUIT		Count	Acquitted	Amended	Convicted	Dismissed	Diverted	FTA / FTV / AP	Indictment	Other	Total	
FAYETTE	0112210 SEXUAL ABUSE, 1ST DEGREE, VICTIM U/12 YEARS OF AGE	Charges	0	5	2	2	0	0	0	0	9	
		Cases	0	4	2	2	0	0	0	0	7	
	0112211 ATT SEXUAL ABUSE, 1ST DEGREE, VICTIM U/12 YEARS OF AGE	Charges	0	0	1	0	0	0	0	0	1	
		Cases	0	0	1	0	0	0	0	0	1	
	0112220 SEXUAL ABUSE, 2ND DEGREE	Charges	0	0	1	0	0	0	0	0	1	
		Cases	0	0	1	0	0	0	0	0	1	
	0372180 USE OF A MINOR U/16 IN A SEX PERFORMANCE	Charges	0	0	0	0	0	1	0	0	1	
		Cases	0	0	0	0	0	1	0	0	1	
	County Total		Charges	1	27	24	32	0	7	0	0	91
			Cases	1	19	20	16	0	3	0	0	37
FLEMING	0109900 RAPE, 1ST DEGREE	Charges	0	0	1	1	0	0	0	0	2	
		Cases	0	0	1	1	0	0	0	0	1	
	0109960 RAPE, 1ST DEGREE, VICTIM U/12 YEARS OF AGE	Charges	0	0	1	6	0	0	0	0	7	
		Cases	0	0	1	1	0	0	0	0	1	
	0111650 RAPE, 3RD DEGREE	Charges	0	2	0	0	0	0	0	0	2	
		Cases	0	1	0	0	0	0	0	0	1	
	0111800 SODOMY, 1ST DEGREE	Charges	0	0	1	1	0	0	0	0	2	
		Cases	0	0	1	1	0	0	0	0	1	
	0111860 SODOMY, 1ST DEGREE, VICTIM U/12 YEARS OF AGE	Charges	0	0	1	6	0	0	0	0	7	
		Cases	0	0	1	1	0	0	0	0	1	
	0112020 SODOMY-2ND DEGREE	Charges	0	1	0	0	0	0	0	0	1	
		Cases	0	1	0	0	0	0	0	0	1	

Considerations:

- * These statistics represent a snapshot in time.
- * A case may consist of one or multiple charges. The distinct count on cases counts the case only once.
- * Counts of cases do not necessarily represent counts of unique individuals.



**Specified Charges Disposed by Disposition Type
(1/1/2019-12/31/2019) Statewide by County**

CIRCUIT		Count	Acquitted	Amended	Convicted	Dismissed	Diverted	FTA / FTV / AP	Indictment	Other	Total	
FLEMING	0112200 SEXUAL ABUSE, 1ST DEGREE	Charges	0	3	0	2	0	0	0	0	5	
		Cases	0	1	0	1	0	0	0	0	2	
	0360500 INCEST	Charges	0	0	0	2	0	0	0	0	2	
		Cases	0	0	0	1	0	0	0	0	1	
	0360520 INCEST – VICTIM U/12 YOA OR SERIOUS PHYSICAL INJURY	Charges	0	0	1	6	0	0	0	0	7	
		Cases	0	0	1	1	0	0	0	0	1	
	County Total	Charges	0	6	5	24	0	0	0	0	35	
		Cases	0	3	1	2	0	0	0	0	4	
	FLOYD	0111620 RAPE-2ND DEGREE-NO FORCE	Charges	0	1	0	6	0	0	0	0	7
			Cases	0	1	0	1	0	0	0	0	1
0111650 RAPE, 3RD DEGREE		Charges	0	0	1	0	0	1	0	0	2	
		Cases	0	0	1	0	0	1	0	0	2	
0111800 SODOMY, 1ST DEGREE		Charges	0	0	1	0	0	0	0	0	1	
		Cases	0	0	1	0	0	0	0	0	1	
0111860 SODOMY, 1ST DEGREE, VICTIM U/12 YEARS OF AGE		Charges	0	1	0	0	0	0	0	0	1	
		Cases	0	1	0	0	0	0	0	0	1	
0112020 SODOMY-2ND DEGREE		Charges	0	1	0	1	0	0	0	0	2	
		Cases	0	1	0	1	0	0	0	0	2	
0112114 *OBS* FACL SEXUAL ABUSE-1ST DEGREE		Charges	0	0	0	4	0	0	0	0	4	
		Cases	0	0	0	1	0	0	0	0	1	
0112200 SEXUAL ABUSE, 1ST DEGREE		Charges	0	1	1	1	0	0	0	1	4	
		Cases	0	1	1	1	0	0	0	1	3	

Considerations:

- * These statistics represent a snapshot in time.
- * A case may consist of one or multiple charges. The distinct count on cases counts the case only once.
- * Counts of cases do not necessarily represent counts of unique individuals.



**Specified Charges Disposed by Disposition Type
(1/1/2019-12/31/2019) Statewide by County**

CIRCUIT		Count	Acquitted	Amended	Convicted	Dismissed	Diverted	FTA / FTV / AP	Indictment	Other	Total	
FLOYD	0112210 SEXUAL ABUSE, 1ST DEGREE, VICTIM U/12 YEARS OF AGE	Charges	0	0	2	0	0	0	0	0	2	
		Cases	0	0	1	0	0	0	0	0	1	
	County Total	Charges	0	4	5	12	0	1	0	1	23	
		Cases	0	3	3	2	0	1	0	1	6	
FRANKLIN	0109900 RAPE, 1ST DEGREE	Charges	0	0	1	0	0	0	0	0	1	
		Cases	0	0	1	0	0	0	0	0	1	
	0111800 SODOMY, 1ST DEGREE	Charges	0	0	2	0	0	0	0	0	2	
		Cases	0	0	1	0	0	0	0	0	1	
	0112200 SEXUAL ABUSE, 1ST DEGREE	Charges	0	0	0	1	0	0	0	0	1	
		Cases	0	0	0	1	0	0	0	0	1	
	0112210 SEXUAL ABUSE, 1ST DEGREE, VICTIM U/12 YEARS OF AGE	Charges	0	0	1	1	0	0	0	0	2	
		Cases	0	0	1	1	0	0	0	0	2	
	0360510 INCEST – FORCIBLE COMPULSION/INCAPABLE OF CONSENT OR U/18	Charges	0	0	1	0	0	0	0	0	1	
		Cases	0	0	1	0	0	0	0	0	1	
	County Total	Charges	0	0	5	2	0	0	0	0	7	
		Cases	0	0	2	2	0	0	0	0	4	
	FULTON	0112200 SEXUAL ABUSE, 1ST DEGREE	Charges	0	1	0	1	0	0	0	0	2
			Cases	0	1	0	1	0	0	0	0	2
0381120 UNLAWFUL TRANSACTION W/MINOR 1ST DEG ILL SEX ACT, U/16		Charges	0	0	1	1	0	0	0	0	2	
		Cases	0	0	1	1	0	0	0	0	2	
County Total		Charges	0	1	1	2	0	0	0	0	4	
		Cases	0	1	1	2	0	0	0	0	2	

Considerations:

- * These statistics represent a snapshot in time.
- * A case may consist of one or multiple charges. The distinct count on cases counts the case only once.
- * Counts of cases do not necessarily represent counts of unique individuals.



**Specified Charges Disposed by Disposition Type
(1/1/2019-12/31/2019) Statewide by County**

CIRCUIT		Count	Acquitted	Amended	Convicted	Dismissed	Diverted	FTA / FTV / AP	Indictment	Other	Total
GALLATIN	0372200 USE OF MINOR UNDER 18 IN A SEXUAL PERFORMANCE	Charges	0	0	0	12	0	0	0	0	12
		Cases	0	0	0	1	0	0	0	0	1
	County Total	Charges	0	0	0	12	0	0	0	0	12
		Cases	0	0	0	1	0	0	0	0	1
GARRARD	0111650 RAPE, 3RD DEGREE	Charges	0	0	4	0	0	0	0	0	4
		Cases	0	0	1	0	0	0	0	0	1
	0112050 SODOMY, 3RD DEGREE	Charges	0	0	1	0	0	0	0	0	1
		Cases	0	0	1	0	0	0	0	0	1
	0112200 SEXUAL ABUSE, 1ST DEGREE	Charges	0	0	1	0	0	0	0	0	1
		Cases	0	0	1	0	0	0	0	0	1
	0112210 SEXUAL ABUSE, 1ST DEGREE, VICTIM U/12 YEARS OF AGE	Charges	0	0	0	1	0	0	0	0	1
		Cases	0	0	0	1	0	0	0	0	1
	0360500 INCEST	Charges	0	0	0	1	0	0	0	0	1
		Cases	0	0	0	1	0	0	0	0	1
	County Total	Charges	0	0	6	2	0	0	0	0	8
		Cases	0	0	1	2	0	0	0	0	2
GRANT	0111860 SODOMY, 1ST DEGREE, VICTIM U/12 YEARS OF AGE	Charges	0	0	2	0	0	0	0	0	2
		Cases	0	0	1	0	0	0	0	0	1
	0372180 USE OF A MINOR U/16 IN A SEX PERFORMANCE	Charges	0	0	2	0	0	0	0	0	2
		Cases	0	0	1	0	0	0	0	0	1
	County Total	Charges	0	0	4	0	0	0	0	0	4
		Cases	0	0	1	0	0	0	0	0	1

Considerations:

- * These statistics represent a snapshot in time.
- * A case may consist of one or multiple charges. The distinct count on cases counts the case only once.
- * Counts of cases do not necessarily represent counts of unique individuals.



**Specified Charges Disposed by Disposition Type
(1/1/2019-12/31/2019) Statewide by County**

CIRCUIT		Count	Acquitted	Amended	Convicted	Dismissed	Diverted	FTA / FTV / AP	Indictment	Other	Total
GRAVES	0017090 SEXUAL ABUSE - 3RD DEGREE	Charges	0	0	0	1	0	0	0	0	1
		Cases	0	0	0	1	0	0	0	0	1
	0017100 SEXUAL MISCONDUCT	Charges	0	0	3	0	0	0	0	0	3
		Cases	0	0	3	0	0	0	0	0	3
	0109900 RAPE, 1ST DEGREE	Charges	0	0	1	2	0	0	0	0	3
		Cases	0	0	1	2	0	0	0	0	3
	0109901 ATT RAPE, 1ST DEGREE	Charges	0	0	2	0	0	0	0	0	2
		Cases	0	0	1	0	0	0	0	0	1
	0109920 RAPE, 1ST DEGREE - DOMESTIC VIOLENCE	Charges	0	1	0	0	0	1	0	0	2
		Cases	0	1	0	0	0	1	0	0	2
	0109921 ATT RAPE, 1ST DEGREE - DOMESTIC VIOLENCE	Charges	0	0	0	1	0	0	0	0	1
		Cases	0	0	0	1	0	0	0	0	1
	0109960 RAPE, 1ST DEGREE, VICTIM U/12 YEARS OF AGE	Charges	0	4	3	5	0	0	0	0	12
		Cases	0	2	1	4	0	0	0	0	5
	0111311 *OBS* ATT SODOMY-1ST DEGREE-MAN-STRONGARM	Charges	0	1	0	0	0	0	0	0	1
		Cases	0	1	0	0	0	0	0	0	1
	0111620 RAPE-2ND DEGREE-NO FORCE	Charges	0	0	0	1	0	0	0	0	1
		Cases	0	0	0	1	0	0	0	0	1
	0111650 RAPE, 3RD DEGREE	Charges	0	0	1	1	0	0	0	0	2
		Cases	0	0	1	1	0	0	0	0	2
0111800 SODOMY, 1ST DEGREE	Charges	0	0	1	2	0	0	0	0	3	
	Cases	0	0	1	2	0	0	0	0	3	

Considerations:

- * These statistics represent a snapshot in time.
- * A case may consist of one or multiple charges. The distinct count on cases counts the case only once.
- * Counts of cases do not necessarily represent counts of unique individuals.



**Specified Charges Disposed by Disposition Type
(1/1/2019-12/31/2019) Statewide by County**

CIRCUIT		Count	Acquitted	Amended	Convicted	Dismissed	Diverted	FTA / FTV / AP	Indictment	Other	Total
GRAVES	0111820 SODOMY, 1ST DEGREE, DOMESTIC VIOLENCE	Charges	0	0	2	9	0	0	0	0	11
		Cases	0	0	2	3	0	0	0	0	3
	0111840 SODOMY, 1ST DEGREE - INCAPABLE OF CONSENT/PHYSICALLY HELPLES	Charges	0	0	0	1	0	0	0	0	1
		Cases	0	0	0	1	0	0	0	0	1
	0111860 SODOMY, 1ST DEGREE, VICTIM U/12 YEARS OF AGE	Charges	0	3	1	4	0	0	0	0	8
		Cases	0	3	1	3	0	0	0	0	6
	0112050 SODOMY, 3RD DEGREE	Charges	0	0	1	1	0	0	0	0	2
		Cases	0	0	1	1	0	0	0	0	1
	0112110 *OBS* SEXUAL ABUSE-1ST DEGREE	Charges	1	0	0	0	0	0	0	0	1
		Cases	1	0	0	0	0	0	0	0	1
	0112200 SEXUAL ABUSE, 1ST DEGREE	Charges	0	1	6	7	0	0	0	0	14
		Cases	0	1	4	5	0	0	0	0	9
	0112210 SEXUAL ABUSE, 1ST DEGREE, VICTIM U/12 YEARS OF AGE	Charges	0	1	3	32	0	0	0	0	36
		Cases	0	1	2	4	0	0	0	0	6
	0360500 INCEST	Charges	0	2	0	0	0	0	0	0	2
		Cases	0	2	0	0	0	0	0	0	2
	0360510 INCEST – FORCIBLE COMPULSION/INCAPABLE OF CONSENT OR U/18	Charges	0	0	1	4	0	0	0	0	5
		Cases	0	0	1	1	0	0	0	0	1
	0360520 INCEST – VICTIM U/12 YOA OR SERIOUS PHYSICAL INJURY	Charges	0	0	4	3	0	0	0	0	7
		Cases	0	0	2	3	0	0	0	0	3
0372180 USE OF A MINOR U/16 IN A SEX PERFORMANCE	Charges	0	0	1	0	0	0	0	0	1	
	Cases	0	0	1	0	0	0	0	0	1	

Considerations:

- * These statistics represent a snapshot in time.
- * A case may consist of one or multiple charges. The distinct count on cases counts the case only once.
- * Counts of cases do not necessarily represent counts of unique individuals.



**Specified Charges Disposed by Disposition Type
(1/1/2019-12/31/2019) Statewide by County**

CIRCUIT		Count	Acquitted	Amended	Convicted	Dismissed	Diverted	FTA / FTV / AP	Indictment	Other	Total
GRAVES	0381120 UNLAWFUL TRANSACTION W/MINOR 1ST DEG ILL SEX ACT, U/16	Charges	0	1	0	3	0	0	0	0	4
		Cases	0	1	0	1	0	0	0	0	2
	County Total	Charges	1	14	30	77	0	1	0	0	123
		Cases	1	11	15	18	0	1	0	0	33
GRAYSON	0017090 SEXUAL ABUSE - 3RD DEGREE	Charges	0	0	1	0	0	0	0	0	1
		Cases	0	0	1	0	0	0	0	0	1
	0109900 RAPE, 1ST DEGREE	Charges	0	0	0	1	0	0	0	0	1
		Cases	0	0	0	1	0	0	0	0	1
	0109905 COMP RAPE, 1ST DEGREE	Charges	0	0	0	1	0	0	0	0	1
		Cases	0	0	0	1	0	0	0	0	1
	0111620 RAPE-2ND DEGREE-NO FORCE	Charges	0	0	0	1	0	0	0	0	1
		Cases	0	0	0	1	0	0	0	0	1
	0112020 SODOMY-2ND DEGREE	Charges	0	0	1	0	0	0	0	0	1
		Cases	0	0	1	0	0	0	0	0	1
	0112200 SEXUAL ABUSE, 1ST DEGREE	Charges	0	1	1	0	0	0	0	0	2
		Cases	0	1	1	0	0	0	0	0	2
	0112210 SEXUAL ABUSE, 1ST DEGREE, VICTIM U/12 YEARS OF AGE	Charges	0	1	0	0	0	0	0	0	1
		Cases	0	1	0	0	0	0	0	0	1
	0360510 INCEST – FORCIBLE COMPULSION/INCAPABLE OF CONSENT OR U/18	Charges	0	0	0	1	0	0	0	0	1
		Cases	0	0	0	1	0	0	0	0	1
	County Total	Charges	0	2	3	4	0	0	0	0	9
		Cases	0	2	2	3	0	0	0	0	5

Considerations:

- * These statistics represent a snapshot in time.
- * A case may consist of one or multiple charges. The distinct count on cases counts the case only once.
- * Counts of cases do not necessarily represent counts of unique individuals.



**Specified Charges Disposed by Disposition Type
(1/1/2019-12/31/2019) Statewide by County**

CIRCUIT		Count	Acquitted	Amended	Convicted	Dismissed	Diverted	FTA / FTV / AP	Indictment	Other	Total
GREEN	0017100 SEXUAL MISCONDUCT	Charges	0	0	20	0	0	0	0	0	20
		Cases	0	0	1	0	0	0	0	0	1
	0109900 RAPE, 1ST DEGREE	Charges	0	20	0	3	0	0	0	0	23
		Cases	0	1	0	1	0	0	0	0	2
	0109905 COMP RAPE, 1ST DEGREE	Charges	0	0	0	40	0	0	0	0	40
		Cases	0	0	0	2	0	0	0	0	2
	0111800 SODOMY, 1ST DEGREE	Charges	0	0	0	1	0	0	0	0	1
		Cases	0	0	0	1	0	0	0	0	1
	0111801 ATT SODOMY, 1ST DEGREE	Charges	0	1	0	0	0	0	0	0	1
		Cases	0	1	0	0	0	0	0	0	1
	0112200 SEXUAL ABUSE, 1ST DEGREE	Charges	0	0	6	0	0	0	0	0	6
		Cases	0	0	2	0	0	0	0	0	2
	0360500 INCEST	Charges	0	0	0	4	0	0	0	0	4
		Cases	0	0	0	1	0	0	0	0	1
County Total		Charges	0	21	26	48	0	0	0	0	95
		Cases	0	2	3	3	0	0	0	0	6
GREENUP	0109900 RAPE, 1ST DEGREE	Charges	0	1	0	0	0	0	0	0	1
		Cases	0	1	0	0	0	0	0	0	1
	0109950 RAPE, 1ST - INCAP OF CONSENT/PHYS HELPLESS/SERIOUS INJURY	Charges	0	1	0	0	0	0	0	0	1
		Cases	0	1	0	0	0	0	0	0	1
	0111610 RAPE, 2ND DEGREE (MENTALLY INCAPACITATED)	Charges	0	0	2	0	0	0	0	0	2
		Cases	0	0	2	0	0	0	0	0	2

Considerations:

- * These statistics represent a snapshot in time.
- * A case may consist of one or multiple charges. The distinct count on cases counts the case only once.
- * Counts of cases do not necessarily represent counts of unique individuals.



**Specified Charges Disposed by Disposition Type
(1/1/2019-12/31/2019) Statewide by County**

CIRCUIT		Count	Acquitted	Amended	Convicted	Dismissed	Diverted	FTA / FTV / AP	Indictment	Other	Total	
GREENUP	0112030 *OBS* SODOMY-3RD DEGREE	Charges	0	0	1	0	0	0	0	0	1	
		Cases	0	0	1	0	0	0	0	0	1	
	0112200 SEXUAL ABUSE, 1ST DEGREE	Charges	0	0	4	0	0	0	0	0	4	
		Cases	0	0	2	0	0	0	0	0	2	
	0112210 SEXUAL ABUSE, 1ST DEGREE, VICTIM U/12 YEARS OF AGE	Charges	0	0	2	1	0	0	0	0	3	
		Cases	0	0	1	1	0	0	0	0	2	
	0112215 COMP SEXUAL ABUSE, 1ST DEGREE, VICTIM U/12 YEARS OF AGE	Charges	0	1	0	0	0	0	0	0	1	
		Cases	0	1	0	0	0	0	0	0	1	
	0360510 INCEST – FORCIBLE COMPULSION/INCAPABLE OF CONSENT OR U/18	Charges	0	0	0	4	0	0	0	0	4	
		Cases	0	0	0	1	0	0	0	0	1	
	0381120 UNLAWFUL TRANSACTION W/MINOR 1ST DEG ILL SEX ACT, U/16	Charges	0	1	0	0	0	0	0	0	1	
		Cases	0	1	0	0	0	0	0	0	1	
	County Total		Charges	0	4	9	5	0	0	0	0	18
			Cases	0	4	5	2	0	0	0	0	8
HANCOCK	0017090 SEXUAL ABUSE - 3RD DEGREE	Charges	0	0	1	0	0	0	0	0	1	
		Cases	0	0	1	0	0	0	0	0	1	
	0109900 RAPE, 1ST DEGREE	Charges	1	0	0	0	0	0	0	0	1	
		Cases	1	0	0	0	0	0	0	0	1	
	0109960 RAPE, 1ST DEGREE, VICTIM U/12 YEARS OF AGE	Charges	0	0	0	1	0	0	0	0	1	
		Cases	0	0	0	1	0	0	0	0	1	
	0111650 RAPE, 3RD DEGREE	Charges	0	0	1	0	0	0	0	0	1	
		Cases	0	0	1	0	0	0	0	0	1	

Considerations:

- * These statistics represent a snapshot in time.
- * A case may consist of one or multiple charges. The distinct count on cases counts the case only once.
- * Counts of cases do not necessarily represent counts of unique individuals.



**Specified Charges Disposed by Disposition Type
(1/1/2019-12/31/2019) Statewide by County**

CIRCUIT		Count	Acquitted	Amended	Convicted	Dismissed	Diverted	FTA / FTV / AP	Indictment	Other	Total	
HANCOCK	0111860 SODOMY, 1ST DEGREE, VICTIM U/12 YEARS OF AGE	Charges	0	0	0	0	0	1	0	0	1	
		Cases	0	0	0	0	0	1	0	0	1	
	0112050 SODOMY, 3RD DEGREE	Charges	0	0	1	0	0	0	0	0	1	
		Cases	0	0	1	0	0	0	0	0	1	
	0112200 SEXUAL ABUSE, 1ST DEGREE	Charges	2	1	2	5	0	0	0	0	10	
		Cases	1	1	1	1	0	0	0	0	4	
	0112210 SEXUAL ABUSE, 1ST DEGREE, VICTIM U/12 YEARS OF AGE	Charges	0	1	0	2	0	0	0	0	3	
		Cases	0	1	0	1	0	0	0	0	1	
	County Total		Charges	3	2	5	8	0	1	0	0	19
			Cases	1	2	3	2	0	1	0	0	6
HARDIN	0017100 SEXUAL MISCONDUCT	Charges	0	0	1	0	0	0	0	0	1	
		Cases	0	0	1	0	0	0	0	0	1	
	0109900 RAPE, 1ST DEGREE	Charges	0	1	0	0	0	0	0	0	1	
		Cases	0	1	0	0	0	0	0	0	1	
	0109920 RAPE, 1ST DEGREE - DOMESTIC VIOLENCE	Charges	0	0	0	1	0	0	0	0	1	
		Cases	0	0	0	1	0	0	0	0	1	
	0109940 RAPE, 1ST DEGREE - INCAPABLE OF CONSENT/PHYSICALLY HELPLESS	Charges	0	1	0	0	0	0	0	0	1	
		Cases	0	1	0	0	0	0	0	0	1	
	0109960 RAPE, 1ST DEGREE, VICTIM U/12 YEARS OF AGE	Charges	1	0	1	0	0	0	0	0	2	
		Cases	1	0	1	0	0	0	0	0	2	
	0111610 RAPE, 2ND DEGREE (MENTALLY INCAPACITATED)	Charges	0	0	0	1	0	0	0	0	1	
		Cases	0	0	0	1	0	0	0	0	1	

Considerations:

- * These statistics represent a snapshot in time.
- * A case may consist of one or multiple charges. The distinct count on cases counts the case only once.
- * Counts of cases do not necessarily represent counts of unique individuals.



**Specified Charges Disposed by Disposition Type
(1/1/2019-12/31/2019) Statewide by County**

CIRCUIT		Count	Acquitted	Amended	Convicted	Dismissed	Diverted	FTA / FTV / AP	Indictment	Other	Total
HARDIN	0111620 RAPE-2ND DEGREE-NO FORCE	Charges	0	0	3	0	0	0	0	0	3
		Cases	0	0	1	0	0	0	0	0	1
	0111650 RAPE, 3RD DEGREE	Charges	1	0	1	3	0	1	0	0	6
		Cases	1	0	1	2	0	1	0	0	5
	0111800 SODOMY, 1ST DEGREE	Charges	0	1	0	0	0	0	0	0	1
		Cases	0	1	0	0	0	0	0	0	1
	0111820 SODOMY, 1ST DEGREE, DOMESTIC VIOLENCE	Charges	0	0	0	1	0	0	0	0	1
		Cases	0	0	0	1	0	0	0	0	1
	0111840 SODOMY, 1ST DEGREE - INCAPABLE OF CONSENT/PHYSICALLY HELPLES	Charges	0	0	1	0	0	0	0	0	1
		Cases	0	0	1	0	0	0	0	0	1
	0111860 SODOMY, 1ST DEGREE, VICTIM U/12 YEARS OF AGE	Charges	0	1	2	1	0	0	0	0	4
		Cases	0	1	2	1	0	0	0	0	4
	0112020 SODOMY-2ND DEGREE	Charges	0	0	3	0	0	0	0	0	3
		Cases	0	0	1	0	0	0	0	0	1
	0112050 SODOMY, 3RD DEGREE	Charges	0	0	1	1	0	0	0	0	2
		Cases	0	0	1	1	0	0	0	0	2
	0112200 SEXUAL ABUSE, 1ST DEGREE	Charges	0	0	2	4	0	1	0	0	7
		Cases	0	0	2	3	0	1	0	0	6
	0112210 SEXUAL ABUSE, 1ST DEGREE, VICTIM U/12 YEARS OF AGE	Charges	0	0	3	0	0	0	0	0	3
		Cases	0	0	3	0	0	0	0	0	3
0112220 SEXUAL ABUSE, 2ND DEGREE	Charges	0	0	0	1	0	0	0	0	1	
	Cases	0	0	0	1	0	0	0	0	1	

Considerations:

- * These statistics represent a snapshot in time.
- * A case may consist of one or multiple charges. The distinct count on cases counts the case only once.
- * Counts of cases do not necessarily represent counts of unique individuals.



**Specified Charges Disposed by Disposition Type
(1/1/2019-12/31/2019) Statewide by County**

CIRCUIT		Count	Acquitted	Amended	Convicted	Dismissed	Diverted	FTA / FTV / AP	Indictment	Other	Total	
HARDIN	0360510 INCEST – FORCIBLE COMPULSION/INCAPABLE OF CONSENT OR U/18	Charges	0	0	0	4	0	0	0	0	4	
		Cases	0	0	0	2	0	0	0	0	2	
	0360520 INCEST – VICTIM U/12 YOA OR SERIOUS PHYSICAL INJURY	Charges	0	0	1	0	0	0	0	0	1	
		Cases	0	0	1	0	0	0	0	0	1	
	0381121 ATT UNLAWFUL TRANSACTION W/MINOR 1ST DEG ILL SEX ACT, U/16	Charges	0	0	1	0	0	0	0	0	1	
		Cases	0	0	1	0	0	0	0	0	1	
	County Total	Charges	2	4	20	17	0	2	0	0	45	
		Cases	2	4	12	7	0	1	0	0	19	
	HARLAN	0109900 RAPE, 1ST DEGREE	Charges	0	3	0	0	0	0	0	0	3
			Cases	0	1	0	0	0	0	0	0	1
0109960 RAPE, 1ST DEGREE, VICTIM U/12 YEARS OF AGE		Charges	0	0	0	1	0	0	0	0	1	
		Cases	0	0	0	1	0	0	0	0	1	
0111620 RAPE-2ND DEGREE-NO FORCE		Charges	0	0	3	1	0	1	0	0	5	
		Cases	0	0	1	1	0	1	0	0	3	
0111650 RAPE, 3RD DEGREE		Charges	0	0	0	2	0	0	0	0	2	
		Cases	0	0	0	1	0	0	0	0	1	
0111800 SODOMY, 1ST DEGREE		Charges	0	0	0	1	0	0	0	0	1	
		Cases	0	0	0	1	0	0	0	0	1	
0111860 SODOMY, 1ST DEGREE, VICTIM U/12 YEARS OF AGE		Charges	0	0	0	1	0	0	0	0	1	
		Cases	0	0	0	1	0	0	0	0	1	
0112200 SEXUAL ABUSE, 1ST DEGREE		Charges	0	0	0	1	0	1	0	0	2	
		Cases	0	0	0	1	0	1	0	0	2	

Considerations:

- * These statistics represent a snapshot in time.
- * A case may consist of one or multiple charges. The distinct count on cases counts the case only once.
- * Counts of cases do not necessarily represent counts of unique individuals.



**Specified Charges Disposed by Disposition Type
(1/1/2019-12/31/2019) Statewide by County**

CIRCUIT		Count	Acquitted	Amended	Convicted	Dismissed	Diverted	FTA / FTV / AP	Indictment	Other	Total	
HARLAN	0112210 SEXUAL ABUSE, 1ST DEGREE, VICTIM U/12 YEARS OF AGE	Charges	0	1	0	3	0	0	0	0	4	
		Cases	0	1	0	2	0	0	0	0	3	
	0381120 UNLAWFUL TRANSACTION W/MINOR 1ST DEG ILL SEX ACT, U/16	Charges	0	0	0	1	0	1	0	0	2	
		Cases	0	0	0	1	0	1	0	0	2	
	County Total		Charges	0	4	3	11	0	3	0	0	21
			Cases	0	2	1	5	0	1	0	0	7
HARRISON	0109900 RAPE, 1ST DEGREE	Charges	0	0	0	2	0	0	0	0	2	
		Cases	0	0	0	1	0	0	0	0	1	
	0111620 RAPE-2ND DEGREE-NO FORCE	Charges	0	0	1	0	0	0	0	0	1	
		Cases	0	0	1	0	0	0	0	0	1	
	0111800 SODOMY, 1ST DEGREE	Charges	0	0	1	1	0	0	0	0	2	
		Cases	0	0	1	1	0	0	0	0	1	
	0112020 SODOMY-2ND DEGREE	Charges	0	0	1	0	0	0	0	0	1	
		Cases	0	0	1	0	0	0	0	0	1	
	0112200 SEXUAL ABUSE, 1ST DEGREE	Charges	0	0	1	0	0	0	0	0	1	
		Cases	0	0	1	0	0	0	0	0	1	
	0112210 SEXUAL ABUSE, 1ST DEGREE, VICTIM U/12 YEARS OF AGE	Charges	0	2	0	0	0	0	0	0	2	
		Cases	0	1	0	0	0	0	0	0	1	
	0372180 USE OF A MINOR U/16 IN A SEX PERFORMANCE	Charges	0	1	0	3	0	0	0	0	4	
		Cases	0	1	0	2	0	0	0	0	3	
	0372200 USE OF MINOR UNDER 18 IN A SEXUAL PERFORMANCE	Charges										
			0	0	2	0	0	0	0	0	0	2

Considerations:

- * These statistics represent a snapshot in time.
- * A case may consist of one or multiple charges. The distinct count on cases counts the case only once.
- * Counts of cases do not necessarily represent counts of unique individuals.



**Specified Charges Disposed by Disposition Type
(1/1/2019-12/31/2019) Statewide by County**

CIRCUIT		Count	Acquitted	Amended	Convicted	Dismissed	Diverted	FTA / FTV / AP	Indictment	Other	Total
HARRISON	0372200 USE OF MINOR UNDER 18 IN A SEXUAL PERFORMAN	Cases	0	0	1	0	0	0	0	0	1
	County Total	Charges	0	3	6	6	0	0	0	0	15
		Cases	0	2	2	3	0	0	0	0	4
HART	0017100 SEXUAL MISCONDUCT	Charges	0	0	32	0	0	0	0	0	32
		Cases	0	0	3	0	0	0	0	0	3
	0109900 RAPE, 1ST DEGREE	Charges	0	0	0	2	0	0	0	0	2
		Cases	0	0	0	2	0	0	0	0	2
	0111630 *OBS* RAPE-3RD DEGREE-NO FORCE	Charges	0	1	0	0	0	0	0	0	1
		Cases	0	1	0	0	0	0	0	0	1
	0111650 RAPE, 3RD DEGREE	Charges	0	0	5	0	0	0	0	0	5
		Cases	0	0	1	0	0	0	0	0	1
	0111800 SODOMY, 1ST DEGREE	Charges	0	0	5	2	0	0	0	0	7
		Cases	0	0	1	2	0	0	0	0	3
	0112050 SODOMY, 3RD DEGREE	Charges	0	0	0	1	0	0	0	0	1
		Cases	0	0	0	1	0	0	0	0	1
	0112200 SEXUAL ABUSE, 1ST DEGREE	Charges	0	3	2	1	0	0	0	0	6
		Cases	0	3	2	1	0	0	0	0	6
	0112210 SEXUAL ABUSE, 1ST DEGREE, VICTIM U/12 YEARS OF AGE	Charges	0	31	1	0	0	0	0	0	32
		Cases	0	3	1	0	0	0	0	0	4
	0112220 SEXUAL ABUSE, 2ND DEGREE	Charges	0	0	1	0	0	0	0	0	1
		Cases	0	0	1	0	0	0	0	0	1
0360510 INCEST – FORCIBLE COMPULSION/INCAPABLE OF CONSENT OR U/18	Charges	0	0	6	0	0	0	0	0	6	
	Cases	0	0	1	0	0	0	0	0	1	

Considerations:

- * These statistics represent a snapshot in time.
- * A case may consist of one or multiple charges. The distinct count on cases counts the case only once.
- * Counts of cases do not necessarily represent counts of unique individuals.



**Specified Charges Disposed by Disposition Type
(1/1/2019-12/31/2019) Statewide by County**

County Total		Charges	0	35	52	6	0	0	0	0	93
		Cases	0	6	9	3	0	0	0	0	12
HENDERSON	0017100 SEXUAL MISCONDUCT	Charges	0	0	1	0	0	0	0	0	1
		Cases	0	0	1	0	0	0	0	0	1
	0109900 RAPE, 1ST DEGREE	Charges	0	1	0	1	0	0	0	0	2
		Cases	0	1	0	1	0	0	0	0	2
	0111620 RAPE-2ND DEGREE-NO FORCE	Charges	0	1	0	0	0	1	0	0	2
		Cases	0	1	0	0	0	1	0	0	2
	0111650 RAPE, 3RD DEGREE	Charges	1	1	1	3	0	0	0	0	6
		Cases	1	1	1	2	0	0	0	0	4
	0111800 SODOMY, 1ST DEGREE	Charges	0	0	0	0	0	1	0	0	1
		Cases	0	0	0	0	0	1	0	0	1
	0111820 SODOMY, 1ST DEGREE, DOMESTIC VIOLENCE	Charges	0	1	0	0	0	0	0	0	1
		Cases	0	1	0	0	0	0	0	0	1
	0111850 SODOMY,1ST -INCAPABLE OF CONSENT/PHY HELPLESS/SERIOUS INJURY	Charges	0	0	2	0	0	0	0	0	2
		Cases	0	0	1	0	0	0	0	0	1
	0111860 SODOMY, 1ST DEGREE, VICTIM U/12 YEARS OF AGE	Charges	0	4	0	0	0	0	0	0	4
		Cases	0	3	0	0	0	0	0	0	3
	0112020 SODOMY-2ND DEGREE	Charges	0	0	1	0	0	0	0	0	1
		Cases	0	0	1	0	0	0	0	0	1
	0112050 SODOMY, 3RD DEGREE	Charges	0	0	0	1	0	0	0	0	1
		Cases	0	0	0	1	0	0	0	0	1
	0112200 SEXUAL ABUSE, 1ST DEGREE	Charges	0	3	0	0	0	0	0	0	3
		Cases	0	2	0	0	0	0	0	0	2
	0112210 SEXUAL ABUSE, 1ST DEGREE, VICTIM U/12 YEARS OF AGE	Charges	0	2	1	0	0	0	0	0	3
		Cases	0	2	1	0	0	0	0	0	3

Considerations:

- * These statistics represent a snapshot in time.
- * A case may consist of one or multiple charges. The distinct count on cases counts the case only once.
- * Counts of cases do not necessarily represent counts of unique individuals.



**Specified Charges Disposed by Disposition Type
(1/1/2019-12/31/2019) Statewide by County**

CIRCUIT		Count	Acquitted	Amended	Convicted	Dismissed	Diverted	FTA / FTV / AP	Indictment	Other	Total	
HENDERSON	0360500 INCEST	Charges	0	0	1	5	0	0	0	0	6	
		Cases	0	0	1	1	0	0	0	0	2	
	0360510 INCEST – FORCIBLE COMPULSION/INCAPABLE OF CONSENT OR U/18	Charges	0	1	0	0	0	0	0	0	1	
		Cases	0	1	0	0	0	0	0	0	1	
	County Total		Charges	1	14	7	10	0	2	0	0	34
			Cases	1	10	3	3	0	1	0	0	14
HENRY	0112020 SODOMY-2ND DEGREE	Charges	0	1	0	0	0	0	0	0	1	
		Cases	0	1	0	0	0	0	0	0	0	1
	0112200 SEXUAL ABUSE, 1ST DEGREE	Charges	0	0	0	4	0	0	0	0	4	
		Cases	0	0	0	1	0	0	0	0	1	
	0112210 SEXUAL ABUSE, 1ST DEGREE, VICTIM U/12 YEARS OF AGE	Charges	0	1	0	1	0	0	0	0	2	
		Cases	0	1	0	1	0	0	0	0	1	
	County Total		Charges	0	2	0	5	0	0	0	0	7
			Cases	0	2	0	2	0	0	0	0	3
HICKMAN	0109900 RAPE, 1ST DEGREE	Charges	0	0	0	0	0	0	0	1	1	
		Cases	0	0	0	0	0	0	0	0	1	1
	0109905 COMP RAPE, 1ST DEGREE	Charges	0	0	0	0	0	0	0	0	1	1
		Cases	0	0	0	0	0	0	0	0	1	1
	0111800 SODOMY, 1ST DEGREE	Charges	0	0	0	0	0	0	0	0	1	1
		Cases	0	0	0	0	0	0	0	0	1	1
	0111805 COMP SODOMY, 1ST DEGREE	Charges	0	0	0	0	0	0	0	0	1	1
		Cases	0	0	0	0	0	0	0	0	1	1

Considerations:

- * These statistics represent a snapshot in time.
- * A case may consist of one or multiple charges. The distinct count on cases counts the case only once.
- * Counts of cases do not necessarily represent counts of unique individuals.



**Specified Charges Disposed by Disposition Type
(1/1/2019-12/31/2019) Statewide by County**

CIRCUIT		Count	Acquitted	Amended	Convicted	Dismissed	Diverted	FTA / FTV / AP	Indictment	Other	Total	
HICKMAN	0112200 SEXUAL ABUSE, 1ST DEGREE	Charges	0	1	0	0	0	0	0	4	5	
		Cases	0	1	0	0	0	0	0	1	2	
	0112205 COMP SEXUAL ABUSE, 1ST DEGREE	Charges	0	0	0	0	0	0	0	4	4	
		Cases	0	0	0	0	0	0	0	1	1	
	0112210 SEXUAL ABUSE, 1ST DEGREE, VICTIM U/12 YEARS OF AGE	Charges	0	0	0	0	0	0	0	1	1	
		Cases	0	0	0	0	0	0	0	1	1	
	0112215 COMP SEXUAL ABUSE, 1ST DEGREE, VICTIM U/12 YEARS OF AGE	Charges	0	0	0	0	0	0	0	1	1	
		Cases	0	0	0	0	0	0	0	1	1	
	0381120 UNLAWFUL TRANSACTION W/MINOR 1ST DEG ILL SEX ACT, U/16	Charges	0	0	0	0	0	0	0	3	3	
		Cases	0	0	0	0	0	0	0	2	2	
	0381125 COMP UNLAWFUL TRANSACTION W/MINOR 1ST DEG ILL SEX ACT, U/16	Charges	0	0	0	0	0	0	0	2	2	
		Cases	0	0	0	0	0	0	0	1	1	
	County Total		Charges	0	1	0	0	0	0	0	19	20
			Cases	0	1	0	0	0	0	0	2	3
HOPKINS	0017090 SEXUAL ABUSE - 3RD DEGREE	Charges	0	0	1	0	0	0	0	0	1	
		Cases	0	0	1	0	0	0	0	0	1	
	0017100 SEXUAL MISCONDUCT	Charges	0	0	1	0	0	0	0	0	1	
		Cases	0	0	1	0	0	0	0	0	1	
	0111650 RAPE, 3RD DEGREE	Charges	0	0	2	0	0	0	0	0	2	
		Cases	0	0	2	0	0	0	0	0	2	
	0111800 SODOMY, 1ST DEGREE	Charges	0	0	1	0	0	0	0	0	1	
		Cases	0	0	1	0	0	0	0	0	1	

Considerations:

- * These statistics represent a snapshot in time.
- * A case may consist of one or multiple charges. The distinct count on cases counts the case only once.
- * Counts of cases do not necessarily represent counts of unique individuals.



**Specified Charges Disposed by Disposition Type
(1/1/2019-12/31/2019) Statewide by County**

CIRCUIT		Count	Acquitted	Amended	Convicted	Dismissed	Diverted	FTA / FTV / AP	Indictment	Other	Total
HOPKINS	0111860 SODOMY, 1ST DEGREE, VICTIM U/12 YEARS OF AGE	Charges	0	1	0	0	0	0	0	0	1
		Cases	0	1	0	0	0	0	0	0	1
	0112050 SODOMY, 3RD DEGREE	Charges	0	0	1	0	0	0	0	0	1
		Cases	0	0	1	0	0	0	0	0	1
	0112200 SEXUAL ABUSE, 1ST DEGREE	Charges	0	2	2	2	2	0	0	0	8
		Cases	0	1	2	2	1	0	0	0	5
	0112210 SEXUAL ABUSE, 1ST DEGREE, VICTIM U/12 YEARS OF AGE	Charges	0	0	2	0	0	0	0	0	2
		Cases	0	0	2	0	0	0	0	0	2
	0112220 SEXUAL ABUSE, 2ND DEGREE	Charges	0	0	0	1	0	0	0	0	1
		Cases	0	0	0	1	0	0	0	0	1
	0360510 INCEST – FORCIBLE COMPULSION/INCAPABLE OF CONSENT OR U/18	Charges	0	0	1	0	0	0	0	0	1
		Cases	0	0	1	0	0	0	0	0	1
	0381100 UNLAWFUL TRANSACTION W/MINOR 1ST DEG ILL SEX ACT, U/18	Charges	0	0	1	0	0	0	0	0	1
		Cases	0	0	1	0	0	0	0	0	1
County Total		Charges	0	3	12	3	2	0	0	0	20
		Cases	0	2	7	3	1	0	0	0	10
JACKSON	0109900 RAPE, 1ST DEGREE	Charges	0	2	0	0	0	0	0	0	2
		Cases	0	1	0	0	0	0	0	0	1
	0111800 SODOMY, 1ST DEGREE	Charges	0	0	1	0	0	0	0	0	1
		Cases	0	0	1	0	0	0	0	0	1
	0112200 SEXUAL ABUSE, 1ST DEGREE	Charges	0	0	2	0	0	0	0	0	2
		Cases	0	0	1	0	0	0	0	0	1

Considerations:

- * These statistics represent a snapshot in time.
- * A case may consist of one or multiple charges. The distinct count on cases counts the case only once.
- * Counts of cases do not necessarily represent counts of unique individuals.



**Specified Charges Disposed by Disposition Type
(1/1/2019-12/31/2019) Statewide by County**

CIRCUIT		Count	Acquitted	Amended	Convicted	Dismissed	Diverted	FTA / FTV / AP	Indictment	Other	Total	
JACKSON	0112210 SEXUAL ABUSE, 1ST DEGREE, VICTIM U/12 YEARS OF AGE	Charges	0	0	1	0	0	0	0	0	1	
		Cases	0	0	1	0	0	0	0	0	1	
	0112215 COMP SEXUAL ABUSE, 1ST DEGREE, VICTIM U/12 YEARS OF AGE	Charges	0	1	0	0	0	0	0	0	1	
		Cases	0	1	0	0	0	0	0	0	1	
	County Total		Charges	0	3	4	0	0	0	0	0	7
			Cases	0	2	3	0	0	0	0	0	4
JEFFERSON	0017090 SEXUAL ABUSE - 3RD DEGREE	Charges	0	0	0	1	0	0	0	0	1	
		Cases	0	0	0	1	0	0	0	0	1	
	0017100 SEXUAL MISCONDUCT	Charges	0	0	14	2	0	0	0	0	16	
		Cases	0	0	9	2	0	0	0	0	11	
	0109900 RAPE, 1ST DEGREE	Charges	0	1	1	2	0	0	0	0	4	
		Cases	0	1	1	2	0	0	0	0	4	
	0109901 ATT RAPE, 1ST DEGREE	Charges	0	1	0	0	0	0	0	0	1	
		Cases	0	1	0	0	0	0	0	0	1	
	0109915 COMP RAPE, 1ST DEGREE W/SERIOUS PHYSICAL INJURY	Charges	1	0	0	0	0	0	0	0	1	
		Cases	1	0	0	0	0	0	0	0	1	
	0109920 RAPE, 1ST DEGREE - DOMESTIC VIOLENCE	Charges	0	4	2	10	0	1	0	0	17	
		Cases	0	4	2	3	0	1	0	0	8	
	0109940 RAPE, 1ST DEGREE - INCAPABLE OF CONSENT/PHYSICALLY HELPLESS	Charges	0	1	0	0	0	0	0	0	1	
		Cases	0	1	0	0	0	0	0	0	1	
	0109950 RAPE, 1ST - INCAP OF CONSENT/PHYS HELPLESS/SERIOUS INJURY	Charges	0	1	0	0	0	0	0	0	1	
		Cases	0	1	0	0	0	0	0	0	1	

Considerations:

- * These statistics represent a snapshot in time.
- * A case may consist of one or multiple charges. The distinct count on cases counts the case only once.
- * Counts of cases do not necessarily represent counts of unique individuals.



**Specified Charges Disposed by Disposition Type
(1/1/2019-12/31/2019) Statewide by County**

CIRCUIT		Count	Acquitted	Amended	Convicted	Dismissed	Diverted	FTA / FTV / AP	Indictment	Other	Total
JEFFERSON	0109960 RAPE, 1ST DEGREE, VICTIM U/12 YEARS OF AGE	Charges	0	1	1	0	0	0	0	0	2
		Cases	0	1	1	0	0	0	0	0	2
	0110001 *OBS* ATT RAPE - 1ST DEGREE	Charges	0	0	0	1	0	0	0	0	1
		Cases	0	0	0	1	0	0	0	0	1
	0111620 RAPE-2ND DEGREE-NO FORCE	Charges	0	0	2	0	0	0	0	0	2
		Cases	0	0	1	0	0	0	0	0	1
	0111650 RAPE, 3RD DEGREE	Charges	0	1	3	2	0	0	0	0	6
		Cases	0	1	2	1	0	0	0	0	4
	0111800 SODOMY, 1ST DEGREE	Charges	2	3	1	0	0	0	0	0	6
		Cases	2	3	1	0	0	0	0	0	6
	0111805 COMP SODOMY, 1ST DEGREE	Charges	0	0	0	2	0	0	0	0	2
		Cases	0	0	0	2	0	0	0	0	2
	0111815 COMP SODOMY, 1ST DEGREE W/SERIOUS PHYSICAL INJURY	Charges	1	0	0	0	0	0	0	0	1
		Cases	1	0	0	0	0	0	0	0	1
	0111820 SODOMY, 1ST DEGREE, DOMESTIC VIOLENCE	Charges	0	2	0	5	0	0	0	0	7
		Cases	0	2	0	4	0	0	0	0	4
	0111845 COMP SODOMY, 1ST DEGREE - INCAPABLE OF CONSENT/PHYSICALLY HELPLES	Charges	0	0	0	4	0	0	0	0	4
		Cases	0	0	0	4	0	0	0	0	4
	0111850 SODOMY,1ST -INCAPABLE OF CONSENT/PHY HELPLESS/SERIOUS INJURY	Charges	0	1	0	0	0	0	0	0	1
		Cases	0	1	0	0	0	0	0	0	1
0111860 SODOMY, 1ST DEGREE, VICTIM U/12 YEARS OF AGE	Charges	0	9	0	5	0	0	0	0	14	
	Cases	0	2	0	2	0	0	0	0	3	

Considerations:

- * These statistics represent a snapshot in time.
- * A case may consist of one or multiple charges. The distinct count on cases counts the case only once.
- * Counts of cases do not necessarily represent counts of unique individuals.



**Specified Charges Disposed by Disposition Type
(1/1/2019-12/31/2019) Statewide by County**

CIRCUIT		Count	Acquitted	Amended	Convicted	Dismissed	Diverted	FTA / FTV / AP	Indictment	Other	Total
JEFFERSON	0111861 ATT SODOMY, 1ST DEGREE, VICTIM U/12 YEARS OF AGE	Charges	0	0	7	2	0	0	0	0	9
		Cases	0	0	1	2	0	0	0	0	3
	0112020 SODOMY-2ND DEGREE	Charges	0	0	3	3	0	0	0	0	6
		Cases	0	0	3	3	0	0	0	0	5
	0112021 ATT SODOMY-2ND DEGREE	Charges	0	1	0	0	0	0	0	0	1
		Cases	0	1	0	0	0	0	0	0	1
	0112050 SODOMY, 3RD DEGREE	Charges	0	6	4	14	0	0	0	0	24
		Cases	0	5	2	4	0	0	0	0	8
	0112051 ATT SODOMY, 3RD DEGREE	Charges	0	0	1	0	0	0	0	0	1
		Cases	0	0	1	0	0	0	0	0	1
	0112110 *OBS* SEXUAL ABUSE-1ST DEGREE	Charges	0	0	0	1	0	0	0	0	1
		Cases	0	0	0	1	0	0	0	0	1
	0112200 SEXUAL ABUSE, 1ST DEGREE	Charges	1	9	30	24	0	2	0	0	66
		Cases	1	4	17	5	0	1	0	0	27
	0112210 SEXUAL ABUSE, 1ST DEGREE, VICTIM U/12 YEARS OF AGE	Charges	1	4	10	11	0	0	0	0	26
		Cases	1	4	5	5	0	0	0	0	11
	0112211 ATT SEXUAL ABUSE, 1ST DEGREE, VICTIM U/12 YEARS OF AGE	Charges	0	0	1	0	0	0	0	0	1
		Cases	0	0	1	0	0	0	0	0	1
	0112220 SEXUAL ABUSE, 2ND DEGREE	Charges	0	0	8	0	0	0	0	0	8
		Cases	0	0	4	0	0	0	0	0	4
0360510 INCEST – FORCIBLE COMPULSION/INCAPABLE OF CONSENT OR U/18	Charges	0	1	0	10	0	0	0	0	11	
	Cases	0	1	0	3	0	0	0	0	3	

Considerations:

- * These statistics represent a snapshot in time.
- * A case may consist of one or multiple charges. The distinct count on cases counts the case only once.
- * Counts of cases do not necessarily represent counts of unique individuals.



**Specified Charges Disposed by Disposition Type
(1/1/2019-12/31/2019) Statewide by County**

CIRCUIT		Count	Acquitted	Amended	Convicted	Dismissed	Diverted	FTA / FTV / AP	Indictment	Other	Total
JEFFERSON	0372180 USE OF A MINOR U/16 IN A SEX PERFORMANCE	Charges	0	0	1	15	0	0	0	0	16
		Cases	0	0	1	4	0	0	0	0	4
	0372200 USE OF MINOR UNDER 18 IN A SEXUAL PERFORMANCE	Charges	0	0	3	2	0	0	0	0	5
		Cases	0	0	1	2	0	0	0	0	2
	0381120 UNLAWFUL TRANSACTION W/MINOR 1ST DEG ILL SEX ACT, U/16	Charges	0	0	0	2	0	0	0	0	2
		Cases	0	0	0	2	0	0	0	0	2
	County Total	Charges	6	46	92	118	0	3	0	0	265
		Cases	4	23	47	29	0	2	0	0	67
JESSAMINE	0017100 SEXUAL MISCONDUCT	Charges	0	0	3	0	0	0	0	0	3
		Cases	0	0	3	0	0	0	0	0	3
	0109900 RAPE, 1ST DEGREE	Charges	0	0	0	3	0	0	0	0	3
		Cases	0	0	0	3	0	0	0	0	3
	0111650 RAPE, 3RD DEGREE	Charges	0	1	0	0	0	0	0	0	1
		Cases	0	1	0	0	0	0	0	0	1
	0111800 SODOMY, 1ST DEGREE	Charges	0	0	0	3	0	0	0	0	3
		Cases	0	0	0	3	0	0	0	0	3
	0112200 SEXUAL ABUSE, 1ST DEGREE	Charges	0	3	0	1	0	0	0	0	4
		Cases	0	3	0	1	0	0	0	0	4
	0112210 SEXUAL ABUSE, 1ST DEGREE, VICTIM U/12 YEARS OF AGE	Charges	0	1	0	6	0	0	0	0	7
		Cases	0	1	0	2	0	0	0	0	2
	0360500 INCEST	Charges	0	0	0	1	0	0	0	0	1

Considerations:

- * These statistics represent a snapshot in time.
- * A case may consist of one or multiple charges. The distinct count on cases counts the case only once.
- * Counts of cases do not necessarily represent counts of unique individuals.



**Specified Charges Disposed by Disposition Type
(1/1/2019-12/31/2019) Statewide by County**

CIRCUIT		Count	Acquitted	Amended	Convicted	Dismissed	Diverted	FTA / FTV / AP	Indictment	Other	Total
JESSAMINE	0360500 INCEST	Cases	0	0	0	1	0	0	0	0	1
	County Total	Charges	0	5	3	14	0	0	0	0	22
		Cases	0	5	3	5	0	0	0	0	8
JOHNSON	0017100 SEXUAL MISCONDUCT	Charges	0	0	2	0	0	0	0	0	2
		Cases	0	0	1	0	0	0	0	0	1
	0111620 RAPE-2ND DEGREE-NO FORCE	Charges	0	1	0	0	0	0	0	0	1
		Cases	0	1	0	0	0	0	0	0	1
	0111860 SODOMY, 1ST DEGREE, VICTIM U/12 YEARS OF AGE	Charges	0	2	0	0	0	0	0	0	2
		Cases	0	1	0	0	0	0	0	0	1
	0112020 SODOMY-2ND DEGREE	Charges	0	1	0	0	0	0	0	0	1
		Cases	0	1	0	0	0	0	0	0	1
	0112200 SEXUAL ABUSE, 1ST DEGREE	Charges	0	0	1	0	0	0	0	0	1
		Cases	0	0	1	0	0	0	0	0	1
	0112220 SEXUAL ABUSE, 2ND DEGREE	Charges	0	1	0	0	0	0	0	0	1
		Cases	0	1	0	0	0	0	0	0	1
County Total	Charges	0	5	3	0	0	0	0	0	8	
	Cases	0	2	1	0	0	0	0	0	2	
KENTON	0017090 SEXUAL ABUSE - 3RD DEGREE	Charges	0	0	4	0	0	0	0	0	4
		Cases	0	0	3	0	0	0	0	0	3
	0109900 RAPE, 1ST DEGREE	Charges	0	1	0	0	0	0	0	0	1
		Cases	0	1	0	0	0	0	0	0	1
	0109901 ATT RAPE, 1ST DEGREE	Charges	0	0	1	0	0	0	0	0	1

Considerations:

- * These statistics represent a snapshot in time.
- * A case may consist of one or multiple charges. The distinct count on cases counts the case only once.
- * Counts of cases do not necessarily represent counts of unique individuals.



**Specified Charges Disposed by Disposition Type
(1/1/2019-12/31/2019) Statewide by County**

	Cases	0	0	1	0	0	0	0	0	0	1
0109905 COMP RAPE, 1ST DEGREE	Charges	0	0	0	1	0	0	0	0	0	1
	Cases	0	0	0	1	0	0	0	0	0	1
0109920 RAPE, 1ST DEGREE - DOMESTIC VIOLENCE	Charges	0	0	1	0	0	0	0	0	0	1
	Cases	0	0	1	0	0	0	0	0	0	1
0109960 RAPE, 1ST DEGREE, VICTIM U/12 YEARS OF AGE	Charges	0	1	0	0	0	0	0	0	0	1
	Cases	0	1	0	0	0	0	0	0	0	1
0111620 RAPE-2ND DEGREE-NO FORCE	Charges	0	1	1	0	0	0	0	0	0	2
	Cases	0	1	1	0	0	0	0	0	0	2
0111650 RAPE, 3RD DEGREE	Charges	0	1	1	3	0	0	0	0	0	5
	Cases	0	1	1	2	0	0	0	0	0	4
0111800 SODOMY, 1ST DEGREE	Charges	0	0	1	2	0	0	0	0	0	3
	Cases	0	0	1	2	0	0	0	0	0	3
0111805 COMP SODOMY, 1ST DEGREE	Charges	0	0	0	1	0	0	0	0	0	1
	Cases	0	0	0	1	0	0	0	0	0	1
0111860 SODOMY, 1ST DEGREE, VICTIM U/12 YEARS OF AGE	Charges	0	0	7	1	0	0	0	0	0	8
	Cases	0	0	3	1	0	0	0	0	0	4
0112050 SODOMY, 3RD DEGREE	Charges	0	0	1	3	0	0	0	0	0	4
	Cases	0	0	1	3	0	0	0	0	0	4
0112200 SEXUAL ABUSE, 1ST DEGREE	Charges	0	2	8	2	0	0	0	0	0	12
	Cases	0	2	5	2	0	0	0	0	0	7
0112210 SEXUAL ABUSE, 1ST DEGREE, VICTIM U/12 YEARS OF AGE	Charges	5	3	9	5	0	0	0	0	0	22
	Cases	2	1	4	2	0	0	0	0	0	8
0360500 INCEST	Charges	0	0	0	1	0	0	0	0	0	1
	Cases	0	0	0	1	0	0	0	0	0	1
0360510 INCEST – FORCIBLE COMPULSION/INCAPABLE OF CONSENT OR U/18	Charges	0	0	2	1	0	0	0	0	0	3
	Cases	0	0	1	1	0	0	0	0	0	2

Considerations:

- * These statistics represent a snapshot in time.
- * A case may consist of one or multiple charges. The distinct count on cases counts the case only once.
- * Counts of cases do not necessarily represent counts of unique individuals.



**Specified Charges Disposed by Disposition Type
(1/1/2019-12/31/2019) Statewide by County**

	0360520 INCEST – VICTIM U/12 YOA OR SERIOUS PHYSICAL INJURY	Charges	0	0	1	1	0	0	0	0	2
		Cases	0	0	1	1	0	0	0	0	2
	County Total	Charges	5	9	37	21	0	0	0	0	72
		Cases	2	7	15	12	0	0	0	0	25
KNOTT	0109900 RAPE, 1ST DEGREE	Charges	0	2	0	0	0	0	0	18	20
		Cases	0	1	0	0	0	0	0	2	3
	0111650 RAPE, 3RD DEGREE	Charges	0	0	2	0	0	0	0	0	2
		Cases	0	0	1	0	0	0	0	0	1
	0111800 SODOMY, 1ST DEGREE	Charges	0	2	0	0	0	0	0	0	2
		Cases	0	1	0	0	0	0	0	0	1
	0111860 SODOMY, 1ST DEGREE, VICTIM U/12 YEARS OF AGE	Charges	0	0	0	0	0	0	0	9	9
		Cases	0	0	0	0	0	0	0	2	2
	0112050 SODOMY, 3RD DEGREE	Charges	0	0	2	0	0	0	0	0	2
		Cases	0	0	1	0	0	0	0	0	1
	0112200 SEXUAL ABUSE, 1ST DEGREE	Charges	0	0	0	3	0	0	0	0	3
		Cases	0	0	0	1	0	0	0	0	1
	0112210 SEXUAL ABUSE, 1ST DEGREE, VICTIM U/12 YEARS OF AGE	Charges	0	0	0	0	0	0	0	9	9
		Cases	0	0	0	0	0	0	0	2	2
	0360500 INCEST	Charges	0	0	0	0	0	0	0	22	22
		Cases	0	0	0	0	0	0	0	2	2
	County Total	Charges	0	4	4	3	0	0	0	58	69
			Cases	0	1	1	1	0	0	0	2
KNOX	0109900 RAPE, 1ST DEGREE	Charges	0	1	0	0	0	0	0	0	1
		Cases	0	1	0	0	0	0	0	0	1
	0109960 RAPE, 1ST DEGREE, VICTIM U/12 YEARS OF AGE	Charges	0	0	0	3	0	0	0	0	3
		Cases	0	0	0	3	0	0	0	0	3

Considerations:

- * These statistics represent a snapshot in time.
- * A case may consist of one or multiple charges. The distinct count on cases counts the case only once.
- * Counts of cases do not necessarily represent counts of unique individuals.



**Specified Charges Disposed by Disposition Type
(1/1/2019-12/31/2019) Statewide by County**

CIRCUIT		Count	Acquitted	Amended	Convicted	Dismissed	Diverted	FTA / FTV / AP	Indictment	Other	Total
KNOX	0111620 RAPE-2ND DEGREE-NO FORCE	Charges	0	0	1	0	0	0	0	0	1
		Cases	0	0	1	0	0	0	0	0	1
	0111800 SODOMY, 1ST DEGREE	Charges	0	0	0	1	0	0	0	0	1
		Cases	0	0	0	1	0	0	0	0	1
	0111860 SODOMY, 1ST DEGREE, VICTIM U/12 YEARS OF AGE	Charges	0	0	0	14	0	0	0	0	14
		Cases	0	0	0	5	0	0	0	0	5
	0112200 SEXUAL ABUSE, 1ST DEGREE	Charges	0	0	0	0	0	4	0	0	4
		Cases	0	0	0	0	0	1	0	0	1
	0112210 SEXUAL ABUSE, 1ST DEGREE, VICTIM U/12 YEARS OF AGE	Charges	0	0	2	12	0	0	0	0	14
		Cases	0	0	2	5	0	0	0	0	6
	0360500 INCEST	Charges	0	0	0	1	0	0	0	0	1
		Cases	0	0	0	1	0	0	0	0	1
	0372200 USE OF MINOR UNDER 18 IN A SEXUAL PERFORMANCE	Charges	0	1	0	1	0	0	0	0	2
		Cases	0	1	0	1	0	0	0	0	2
	0381100 UNLAWFUL TRANSACTION W/MINOR 1ST DEG ILL SEX ACT, U/18	Charges	0	0	0	1	0	0	0	0	1
Cases		0	0	0	1	0	0	0	0	1	
County Total		Charges	0	2	3	33	0	4	0	0	42
		Cases	0	2	3	7	0	1	0	0	10
LARUE	0017100 SEXUAL MISCONDUCT	Charges	0	0	1	0	0	0	0	0	1
		Cases	0	0	1	0	0	0	0	0	1
	0109900 RAPE, 1ST DEGREE	Charges	0	2	0	0	0	0	0	0	2
		Cases	0	2	0	0	0	0	0	0	2

Considerations:

- * These statistics represent a snapshot in time.
- * A case may consist of one or multiple charges. The distinct count on cases counts the case only once.
- * Counts of cases do not necessarily represent counts of unique individuals.



**Specified Charges Disposed by Disposition Type
(1/1/2019-12/31/2019) Statewide by County**

CIRCUIT		Count	Acquitted	Amended	Convicted	Dismissed	Diverted	FTA / FTV / AP	Indictment	Other	Total
LARUE	0109960 RAPE, 1ST DEGREE, VICTIM U/12 YEARS OF AGE	Charges	0	1	0	0	0	0	0	0	1
		Cases	0	1	0	0	0	0	0	0	1
	0109961 ATT RAPE, 1ST DEGREE, VICTIM U/12 YEARS OF AGE	Charges	0	0	0	1	0	0	0	0	1
		Cases	0	0	0	1	0	0	0	0	1
	0111610 RAPE, 2ND DEGREE (MENTALLY INCAPACITATED)	Charges	0	1	0	0	0	0	0	0	1
		Cases	0	1	0	0	0	0	0	0	1
	0111620 RAPE-2ND DEGREE-NO FORCE	Charges	0	2	0	2	0	0	0	0	4
		Cases	0	2	0	1	0	0	0	0	2
	0111650 RAPE, 3RD DEGREE	Charges	0	0	3	0	0	0	0	0	3
		Cases	0	0	3	0	0	0	0	0	3
	0112020 SODOMY-2ND DEGREE	Charges	0	1	0	10	0	0	0	0	11
		Cases	0	1	0	2	0	0	0	0	2
	0112050 SODOMY, 3RD DEGREE	Charges	0	0	4	0	0	0	0	0	4
		Cases	0	0	1	0	0	0	0	0	1
	0112200 SEXUAL ABUSE, 1ST DEGREE	Charges	0	0	3	0	0	0	0	0	3
		Cases	0	0	1	0	0	0	0	0	1
	0112210 SEXUAL ABUSE, 1ST DEGREE, VICTIM U/12 YEARS OF AGE	Charges	0	0	1	0	0	0	0	0	1
		Cases	0	0	1	0	0	0	0	0	1
	0112220 SEXUAL ABUSE, 2ND DEGREE	Charges	0	0	1	0	0	0	0	0	1
		Cases	0	0	1	0	0	0	0	0	1
0360510 INCEST – FORCIBLE COMPULSION/INCAPABLE OF CONSENT OR U/18	Charges	0	0	0	1	0	0	0	0	1	
	Cases	0	0	0	1	0	0	0	0	1	

Considerations:

- * These statistics represent a snapshot in time.
- * A case may consist of one or multiple charges. The distinct count on cases counts the case only once.
- * Counts of cases do not necessarily represent counts of unique individuals.



**Specified Charges Disposed by Disposition Type
(1/1/2019-12/31/2019) Statewide by County**

CIRCUIT		Count	Acquitted	Amended	Convicted	Dismissed	Diverted	FTA / FTV / AP	Indictment	Other	Total	
LARUE	0381100 UNLAWFUL TRANSACTION W/MINOR 1ST DEG ILL SEX ACT, U/18	Charges	0	0	2	0	0	0	0	0	2	
		Cases	0	0	1	0	0	0	0	0	1	
	0381125 COMP UNLAWFUL TRANSACTION W/MINOR 1ST DEG ILL SEX ACT, U/16	Charges	0	0	0	1	0	0	0	0	1	
		Cases	0	0	0	1	0	0	0	0	1	
	County Total		Charges	0	7	15	15	0	0	0	0	37
			Cases	0	6	6	5	0	0	0	0	9
LAUREL	0109900 RAPE, 1ST DEGREE	Charges	0	1	0	2	0	0	0	0	3	
		Cases	0	1	0	1	0	0	0	0	1	
	0109950 RAPE, 1ST - INCAP OF CONSENT/PHYS HELPLESS/SERIOUS INJURY	Charges	0	0	0	1	0	0	0	0	1	
		Cases	0	0	0	1	0	0	0	0	1	
	0109960 RAPE, 1ST DEGREE, VICTIM U/12 YEARS OF AGE	Charges	0	0	2	4	0	0	0	0	6	
		Cases	0	0	1	3	0	0	0	0	3	
	0111620 RAPE-2ND DEGREE-NO FORCE	Charges	0	1	1	0	0	0	0	0	2	
		Cases	0	1	1	0	0	0	0	0	2	
	0111650 RAPE, 3RD DEGREE	Charges	0	0	1	0	0	0	0	0	1	
		Cases	0	0	1	0	0	0	0	0	1	
	0111800 SODOMY, 1ST DEGREE	Charges	0	1	0	1	0	0	0	0	2	
		Cases	0	1	0	1	0	0	0	0	1	
	0111860 SODOMY, 1ST DEGREE, VICTIM U/12 YEARS OF AGE	Charges	0	0	4	18	0	0	0	0	22	
		Cases	0	0	2	4	0	0	0	0	4	
0112020 SODOMY-2ND DEGREE	Charges	0	0	1	1	0	0	0	0	2		
	Cases	0	0	1	1	0	0	0	0	2		

Considerations:

- * These statistics represent a snapshot in time.
- * A case may consist of one or multiple charges. The distinct count on cases counts the case only once.
- * Counts of cases do not necessarily represent counts of unique individuals.



**Specified Charges Disposed by Disposition Type
(1/1/2019-12/31/2019) Statewide by County**

CIRCUIT		Count	Acquitted	Amended	Convicted	Dismissed	Diverted	FTA / FTV / AP	Indictment	Other	Total
LAUREL	0112050 SODOMY, 3RD DEGREE	Charges	0	0	1	1	0	0	0	0	2
		Cases	0	0	1	1	0	0	0	0	2
	0112200 SEXUAL ABUSE, 1ST DEGREE	Charges	0	0	1	0	0	0	0	0	1
		Cases	0	0	1	0	0	0	0	0	1
	0112210 SEXUAL ABUSE, 1ST DEGREE, VICTIM U/12 YEARS OF AGE	Charges	2	1	6	20	0	3	0	0	32
		Cases	2	1	3	5	0	1	0	0	8
	0112220 SEXUAL ABUSE, 2ND DEGREE	Charges	0	1	1	1	0	0	0	0	3
		Cases	0	1	1	1	0	0	0	0	3
	0360520 INCEST – VICTIM U/12 YOA OR SERIOUS PHYSICAL INJURY	Charges	0	0	0	1	0	0	0	0	1
		Cases	0	0	0	1	0	0	0	0	1
	County Total	Charges	2	5	18	50	0	3	0	0	78
		Cases	2	4	9	12	0	1	0	0	15
LAWRENCE	0109900 RAPE, 1ST DEGREE	Charges	0	1	0	0	0	0	0	0	1
		Cases	0	1	0	0	0	0	0	0	1
	0109960 RAPE, 1ST DEGREE, VICTIM U/12 YEARS OF AGE	Charges	0	0	1	0	0	0	0	1	2
		Cases	0	0	1	0	0	0	0	1	2
	0111860 SODOMY, 1ST DEGREE, VICTIM U/12 YEARS OF AGE	Charges	0	1	1	0	0	0	0	1	3
		Cases	0	1	1	0	0	0	0	1	2
	0112210 SEXUAL ABUSE, 1ST DEGREE, VICTIM U/12 YEARS OF AGE	Charges	0	0	1	1	0	0	0	0	2

Considerations:

- * These statistics represent a snapshot in time.
- * A case may consist of one or multiple charges. The distinct count on cases counts the case only once.
- * Counts of cases do not necessarily represent counts of unique individuals.



**Specified Charges Disposed by Disposition Type
(1/1/2019-12/31/2019) Statewide by County**

CIRCUIT		Count	Acquitted	Amended	Convicted	Dismissed	Diverted	FTA / FTV / AP	Indictment	Other	Total
LAWRENCE	0112210 SEXUAL ABUSE, 1ST DEGREE, VICTIM U/12 YEARS OF	Cases	0	0	1	1	0	0	0	0	2
	County Total	Charges	0	2	3	1	0	0	0	2	8
		Cases	0	2	1	1	0	0	0	1	4
LESLIE	0111620 RAPE-2ND DEGREE-NO FORCE	Charges	0	0	1	0	0	0	0	0	1
		Cases	0	0	1	0	0	0	0	0	1
	0360510 INCEST – FORCIBLE COMPULSION/INCAPABLE OF CONSENT OR U/18	Charges	0	0	0	1	0	0	0	0	1
		Cases	0	0	0	1	0	0	0	0	1
	County Total	Charges	0	0	1	1	0	0	0	0	2
	Cases	0	0	1	1	0	0	0	0	1	
LETCHER	0109900 RAPE, 1ST DEGREE	Charges	0	0	0	1	0	0	0	0	1
		Cases	0	0	0	1	0	0	0	0	1
	0109905 COMP RAPE, 1ST DEGREE	Charges	0	1	0	0	0	0	0	0	1
		Cases	0	1	0	0	0	0	0	0	1
	0111624 FACL RAPE-2ND DEGREE-NO FORCE	Charges	0	0	1	0	0	0	0	0	1
		Cases	0	0	1	0	0	0	0	0	1
	0111800 SODOMY, 1ST DEGREE	Charges	0	0	0	2	0	0	0	0	2
		Cases	0	0	0	2	0	0	0	0	2
	0112200 SEXUAL ABUSE, 1ST DEGREE	Charges	0	1	20	2	0	0	0	0	23
		Cases	0	1	7	2	0	0	0	0	10
	0112210 SEXUAL ABUSE, 1ST DEGREE, VICTIM U/12 YEARS OF AGE	Charges	0	12	0	0	0	0	0	0	12
		Cases	0	8	0	0	0	0	0	0	8
	0372180 USE OF A MINOR U/16 IN A SEX PERFORMANCE	Charges	0	1	0	0	0	0	0	0	1

Considerations:

- * These statistics represent a snapshot in time.
- * A case may consist of one or multiple charges. The distinct count on cases counts the case only once.
- * Counts of cases do not necessarily represent counts of unique individuals.



**Specified Charges Disposed by Disposition Type
(1/1/2019-12/31/2019) Statewide by County**

		Cases	0	1	0	0	0	0	0	0	1
	0372200 USE OF MINOR UNDER 18 IN A SEXUAL PERFORMANCE	Charges	0	0	1	0	0	0	0	0	1
		Cases	0	0	1	0	0	0	0	0	1
	County Total	Charges	0	15	22	5	0	0	0	0	42
		Cases	0	11	9	2	0	0	0	0	14
LEWIS	0017090 SEXUAL ABUSE - 3RD DEGREE	Charges	0	0	2	0	0	0	0	0	2
		Cases	0	0	1	0	0	0	0	0	1
	0111620 RAPE-2ND DEGREE-NO FORCE	Charges	0	0	3	0	0	0	0	6	9
		Cases	0	0	1	0	0	0	0	1	1
	0111860 SODOMY, 1ST DEGREE, VICTIM U/12 YEARS OF AGE	Charges	0	1	0	0	0	0	0	0	1
		Cases	0	1	0	0	0	0	0	0	1
	0112200 SEXUAL ABUSE, 1ST DEGREE	Charges	0	1	5	8	0	0	0	0	14
		Cases	0	1	2	1	0	0	0	0	3
	0112201 ATT SEXUAL ABUSE, 1ST DEGREE	Charges	0	0	1	0	0	0	0	0	1
		Cases	0	0	1	0	0	0	0	0	1
	0360500 INCEST	Charges	0	2	0	12	0	0	0	4	18
		Cases	0	1	0	1	0	0	0	1	1
	County Total	Charges	0	4	11	20	0	0	0	10	45
		Cases	0	3	4	1	0	0	0	2	5
LINCOLN	0109960 RAPE, 1ST DEGREE, VICTIM U/12 YEARS OF AGE	Charges	0	0	0	1	0	0	0	0	1
		Cases	0	0	0	1	0	0	0	0	1
	0109965 COMP RAPE, 1ST DEGREE, VICTIM U/12 YEARS OF AGE	Charges	0	0	0	1	0	0	0	0	1
		Cases	0	0	0	1	0	0	0	0	1
	0111620 RAPE-2ND DEGREE-NO FORCE	Charges	0	0	2	0	0	0	0	0	2
		Cases	0	0	1	0	0	0	0	0	1

Considerations:

- * These statistics represent a snapshot in time.
- * A case may consist of one or multiple charges. The distinct count on cases counts the case only once.
- * Counts of cases do not necessarily represent counts of unique individuals.



**Specified Charges Disposed by Disposition Type
(1/1/2019-12/31/2019) Statewide by County**

CIRCUIT		Count	Acquitted	Amended	Convicted	Dismissed	Diverted	FTA / FTV / AP	Indictment	Other	Total
LINCOLN	0111650 RAPE, 3RD DEGREE	Charges	0	0	0	2	0	0	0	0	2
		Cases	0	0	0	1	0	0	0	0	1
	0111860 SODOMY, 1ST DEGREE, VICTIM U/12 YEARS OF AGE	Charges	0	0	1	0	0	0	0	0	1
		Cases	0	0	1	0	0	0	0	0	1
	0111865 COMP SODOMY, 1ST DEGREE, VICTIM U/12 YEARS OF AGE	Charges	0	0	0	1	0	0	0	0	1
		Cases	0	0	0	1	0	0	0	0	1
	0112210 SEXUAL ABUSE, 1ST DEGREE, VICTIM U/12 YEARS OF AGE	Charges	0	0	1	0	0	0	0	0	1
		Cases	0	0	1	0	0	0	0	0	1
	0112215 COMP SEXUAL ABUSE, 1ST DEGREE, VICTIM U/12 YEARS OF AGE	Charges	0	0	1	0	0	0	0	0	1
		Cases	0	0	1	0	0	0	0	0	1
	0360510 INCEST – FORCIBLE COMPULSION/INCAPABLE OF CONSENT OR U/18	Charges	0	0	0	4	0	0	0	0	4
		Cases	0	0	0	1	0	0	0	0	1
	0372180 USE OF A MINOR U/16 IN A SEX PERFORMANCE	Charges	0	0	0	1	0	0	0	0	1
		Cases	0	0	0	1	0	0	0	0	1
	0372185 COMP USE OF A MINOR U/16 IN A SEX PERFORMANCE	Charges	0	0	0	1	0	0	0	0	1
		Cases	0	0	0	1	0	0	0	0	1
	0381120 UNLAWFUL TRANSACTION W/MINOR 1ST DEG ILL SEX ACT, U/16	Charges	0	0	0	1	0	0	0	0	1
		Cases	0	0	0	1	0	0	0	0	1
	0381125 COMP UNLAWFUL TRANSACTION W/MINOR 1ST DEG ILL SEX ACT, U/16	Charges	0	0	0	1	0	0	0	0	1
		Cases	0	0	0	1	0	0	0	0	1
County Total		Charges	0	0	5	13	0	0	0	0	18
		Cases	0	0	3	3	0	0	0	0	3

Considerations:

- * These statistics represent a snapshot in time.
- * A case may consist of one or multiple charges. The distinct count on cases counts the case only once.
- * Counts of cases do not necessarily represent counts of unique individuals.



**Specified Charges Disposed by Disposition Type
(1/1/2019-12/31/2019) Statewide by County**

CIRCUIT		Count	Acquitted	Amended	Convicted	Dismissed	Diverted	FTA / FTV / AP	Indictment	Other	Total	
LIVINGSTON	0111620 RAPE-2ND DEGREE-NO FORCE	Charges	0	2	0	0	0	0	0	0	2	
		Cases	0	1	0	0	0	0	0	0	1	
	0111650 RAPE, 3RD DEGREE	Charges	0	7	0	3	0	0	0	0	10	
		Cases	0	1	0	1	0	0	0	0	1	
	0111800 SODOMY, 1ST DEGREE	Charges	0	0	0	1	0	0	0	0	1	
		Cases	0	0	0	1	0	0	0	0	1	
	0112050 SODOMY, 3RD DEGREE	Charges	0	7	0	3	0	0	0	0	10	
		Cases	0	1	0	1	0	0	0	0	1	
	0112200 SEXUAL ABUSE, 1ST DEGREE	Charges	0	1	0	1	0	0	0	0	2	
		Cases	0	1	0	1	0	0	0	0	2	
	0112220 SEXUAL ABUSE, 2ND DEGREE	Charges	0	0	14	0	0	0	0	0	14	
		Cases	0	0	1	0	0	0	0	0	1	
	County Total		Charges	0	17	14	8	0	0	0	0	39
			Cases	0	3	1	2	0	0	0	0	4
LOGAN	0017090 SEXUAL ABUSE - 3RD DEGREE	Charges	0	0	1	0	20	0	0	0	21	
		Cases	0	0	1	0	1	0	0	0	2	
	0017100 SEXUAL MISCONDUCT	Charges	0	0	2	1	0	0	0	0	3	
		Cases	0	0	2	1	0	0	0	0	3	
	0109900 RAPE, 1ST DEGREE	Charges	1	2	0	0	1	0	0	0	4	
		Cases	1	2	0	0	1	0	0	0	4	
	0109920 RAPE, 1ST DEGREE - DOMESTIC VIOLENCE	Charges	0	1	0	0	0	0	0	0	1	
		Cases	0	1	0	0	0	0	0	0	1	

Considerations:

- * These statistics represent a snapshot in time.
- * A case may consist of one or multiple charges. The distinct count on cases counts the case only once.
- * Counts of cases do not necessarily represent counts of unique individuals.



**Specified Charges Disposed by Disposition Type
(1/1/2019-12/31/2019) Statewide by County**

CIRCUIT		Count	Acquitted	Amended	Convicted	Dismissed	Diverted	FTA / FTV / AP	Indictment	Other	Total
LOGAN	0109960 RAPE, 1ST DEGREE, VICTIM U/12 YEARS OF AGE	Charges	0	0	0	3	0	0	0	0	3
		Cases	0	0	0	2	0	0	0	0	2
	0111650 RAPE, 3RD DEGREE	Charges	0	1	0	1	0	0	0	0	2
		Cases	0	1	0	1	0	0	0	0	2
	0111860 SODOMY, 1ST DEGREE, VICTIM U/12 YEARS OF AGE	Charges	0	0	0	4	0	0	0	0	4
		Cases	0	0	0	1	0	0	0	0	1
	0112050 SODOMY, 3RD DEGREE	Charges	0	0	0	0	20	0	0	0	20
		Cases	0	0	0	0	1	0	0	0	1
	0112200 SEXUAL ABUSE, 1ST DEGREE	Charges	0	0	0	0	1	0	0	0	1
		Cases	0	0	0	0	1	0	0	0	1
	0112210 SEXUAL ABUSE, 1ST DEGREE, VICTIM U/12 YEARS OF AGE	Charges	0	0	1	11	0	0	0	0	12
		Cases	0	0	1	4	0	0	0	0	5
	0360510 INCEST – FORCIBLE COMPULSION/INCAPABLE OF CONSENT OR U/18	Charges	0	1	0	0	0	0	0	0	1
		Cases	0	1	0	0	0	0	0	0	1
	0360520 INCEST – VICTIM U/12 YOA OR SERIOUS PHYSICAL INJURY	Charges	0	0	0	4	0	0	0	0	4
		Cases	0	0	0	2	0	0	0	0	2
	0372200 USE OF MINOR UNDER 18 IN A SEXUAL PERFORMANCE	Charges	0	0	0	3	1	0	0	0	4
		Cases	0	0	0	3	1	0	0	0	4
0381120 UNLAWFUL TRANSACTION W/MINOR 1ST DEG ILL SEX ACT, U/16	Charges	0	3	0	1	0	0	0	0	4	
	Cases	0	3	0	1	0	0	0	0	4	
County Total		Charges	1	8	4	28	43	0	0	0	84
		Cases	1	7	4	9	4	0	0	0	18

Considerations:

- * These statistics represent a snapshot in time.
- * A case may consist of one or multiple charges. The distinct count on cases counts the case only once.
- * Counts of cases do not necessarily represent counts of unique individuals.



**Specified Charges Disposed by Disposition Type
(1/1/2019-12/31/2019) Statewide by County**

CIRCUIT		Count	Acquitted	Amended	Convicted	Dismissed	Diverted	FTA / FTV / AP	Indictment	Other	Total
LYON	0017100 SEXUAL MISCONDUCT	Charges	0	0	1	0	0	0	0	0	1
		Cases	0	0	1	0	0	0	0	0	1
	0109960 RAPE, 1ST DEGREE, VICTIM U/12 YEARS OF AGE	Charges	0	1	0	0	0	0	0	0	1
		Cases	0	1	0	0	0	0	0	0	1
	0111650 RAPE, 3RD DEGREE	Charges	0	1	0	0	0	0	0	0	1
		Cases	0	1	0	0	0	0	0	0	1
	0111840 SODOMY, 1ST DEGREE - INCAPABLE OF CONSENT/PHYSICALLY HELPLES	Charges	0	0	0	1	0	0	0	0	1
		Cases	0	0	0	1	0	0	0	0	1
	0112050 SODOMY, 3RD DEGREE	Charges	0	1	0	0	0	0	0	0	1
		Cases	0	1	0	0	0	0	0	0	1
	0112200 SEXUAL ABUSE, 1ST DEGREE	Charges	0	0	1	4	0	0	0	0	5
		Cases	0	0	1	2	0	0	0	0	3
	0381120 UNLAWFUL TRANSACTION W/MINOR 1ST DEG ILL SEX ACT, U/16	Charges	0	1	0	0	0	0	0	0	1
		Cases	0	1	0	0	0	0	0	0	1
	0381121 ATT UNLAWFUL TRANSACTION W/MINOR 1ST DEG ILL SEX ACT, U/16	Charges	0	1	0	0	0	0	0	0	1
		Cases	0	1	0	0	0	0	0	0	1
County Total		Charges	0	5	2	5	0	0	0	0	12
		Cases	0	4	2	2	0	0	0	0	5
MADISON	0017090 SEXUAL ABUSE - 3RD DEGREE	Charges	0	0	1	0	0	0	0	0	1
		Cases	0	0	1	0	0	0	0	0	1
	0017100 SEXUAL MISCONDUCT	Charges	0	0	4	0	2	0	0	0	6
		Cases	0	0	4	0	2	0	0	0	6

Considerations:

- * These statistics represent a snapshot in time.
- * A case may consist of one or multiple charges. The distinct count on cases counts the case only once.
- * Counts of cases do not necessarily represent counts of unique individuals.



**Specified Charges Disposed by Disposition Type
(1/1/2019-12/31/2019) Statewide by County**

CIRCUIT		Count	Acquitted	Amended	Convicted	Dismissed	Diverted	FTA / FTV / AP	Indictment	Other	Total
MADISON	0109900 RAPE, 1ST DEGREE	Charges	0	4	0	1	0	0	0	0	5
		Cases	0	4	0	1	0	0	0	0	5
	0109901 ATT RAPE, 1ST DEGREE	Charges	0	0	0	1	0	0	0	0	1
		Cases	0	0	0	1	0	0	0	0	1
	0109920 RAPE, 1ST DEGREE - DOMESTIC VIOLENCE	Charges	0	0	0	9	0	0	0	0	9
		Cases	0	0	0	2	0	0	0	0	2
	0109925 COMP RAPE, 1ST DEGREE - DOMESTIC VIOLENCE	Charges	0	0	0	1	0	0	0	0	1
		Cases	0	0	0	1	0	0	0	0	1
	0109940 RAPE, 1ST DEGREE - INCAPABLE OF CONSENT/PHYSICALLY HELPLESS	Charges	0	1	0	0	0	0	0	0	1
		Cases	0	1	0	0	0	0	0	0	1
	0109960 RAPE, 1ST DEGREE, VICTIM U/12 YEARS OF AGE	Charges	0	0	1	24	0	0	0	0	25
		Cases	0	0	1	1	0	0	0	0	1
	0111620 RAPE-2ND DEGREE-NO FORCE	Charges	0	1	1	12	0	0	0	0	14
		Cases	0	1	1	1	0	0	0	0	2
	0111650 RAPE, 3RD DEGREE	Charges	0	0	1	4	0	0	0	0	5
		Cases	0	0	1	1	0	0	0	0	1
	0111800 SODOMY, 1ST DEGREE	Charges	0	3	0	2	0	0	0	0	5
		Cases	0	3	0	2	0	0	0	0	5
	0111805 COMP SODOMY, 1ST DEGREE	Charges	0	0	0	1	0	0	0	0	1
		Cases	0	0	0	1	0	0	0	0	1
0111820 SODOMY, 1ST DEGREE, DOMESTIC VIOLENCE	Charges	0	1	0	6	0	0	0	0	7	
	Cases	0	1	0	1	0	0	0	0	2	

Considerations:

- * These statistics represent a snapshot in time.
- * A case may consist of one or multiple charges. The distinct count on cases counts the case only once.
- * Counts of cases do not necessarily represent counts of unique individuals.



**Specified Charges Disposed by Disposition Type
(1/1/2019-12/31/2019) Statewide by County**

CIRCUIT		Count	Acquitted	Amended	Convicted	Dismissed	Diverted	FTA / FTV / AP	Indictment	Other	Total
MADISON	0111860 SODOMY, 1ST DEGREE, VICTIM U/12 YEARS OF AGE	Charges	0	4	2	0	0	0	0	0	6
		Cases	0	1	1	0	0	0	0	0	2
	0112020 SODOMY-2ND DEGREE	Charges	0	0	1	2	0	0	0	0	3
		Cases	0	0	1	1	0	0	0	0	1
	0112050 SODOMY, 3RD DEGREE	Charges	0	1	1	8	0	0	0	0	10
		Cases	0	1	1	1	0	0	0	0	2
	0112200 SEXUAL ABUSE, 1ST DEGREE	Charges	0	2	10	11	0	0	0	0	23
		Cases	0	2	7	6	0	0	0	0	14
	0112205 COMP SEXUAL ABUSE, 1ST DEGREE	Charges	0	0	0	1	0	0	0	0	1
		Cases	0	0	0	1	0	0	0	0	1
	0112210 SEXUAL ABUSE, 1ST DEGREE, VICTIM U/12 YEARS OF AGE	Charges	0	4	8	36	0	0	0	0	48
		Cases	0	4	4	4	0	0	0	0	9
	0112211 ATT SEXUAL ABUSE, 1ST DEGREE, VICTIM U/12 YEARS OF AGE	Charges	0	0	2	0	0	0	0	0	2
		Cases	0	0	2	0	0	0	0	0	2
	0360500 INCEST	Charges	0	0	0	1	0	0	0	0	1
		Cases	0	0	0	1	0	0	0	0	1
	0360505 COMP INCEST	Charges	0	0	0	1	0	0	0	0	1
		Cases	0	0	0	1	0	0	0	0	1
	0360510 INCEST – FORCIBLE COMPULSION/INCAPABLE OF CONSENT OR U/18	Charges	0	0	1	26	0	0	0	0	27
		Cases	0	0	1	2	0	0	0	0	2
0360515 COMP INCEST – FORCIBLE COMPULSION/INCAPABLE OF CONSENT OR U/18	Charges	0	1	0	0	0	0	0	0	1	
	Cases	0	1	0	0	0	0	0	0	1	

Considerations:

- * These statistics represent a snapshot in time.
- * A case may consist of one or multiple charges. The distinct count on cases counts the case only once.
- * Counts of cases do not necessarily represent counts of unique individuals.



**Specified Charges Disposed by Disposition Type
(1/1/2019-12/31/2019) Statewide by County**

CIRCUIT		Count	Acquitted	Amended	Convicted	Dismissed	Diverted	FTA / FTV / AP	Indictment	Other	Total
MADISON	0360520 INCEST – VICTIM U/12 YOA OR SERIOUS PHYSICAL INJURY	Charges	0	0	1	24	0	0	0	0	25
		Cases	0	0	1	1	0	0	0	0	1
	0372180 USE OF A MINOR U/16 IN A SEX PERFORMANCE	Charges	0	0	32	4	0	0	0	0	36
		Cases	0	0	1	2	0	0	0	0	2
	0372181 ATT USE OF A MINOR U/16 IN A SEX PERFORMANCE	Charges	0	0	0	1	0	0	0	0	1
		Cases	0	0	0	1	0	0	0	0	1
County Total	Charges	0	22	66	176	2	0	0	0	266	
	Cases	0	16	21	18	2	0	0	0	36	
MAGOFFIN	0112200 SEXUAL ABUSE, 1ST DEGREE	Charges	0	0	0	1	0	0	0	0	1
		Cases	0	0	0	1	0	0	0	0	1
	0112210 SEXUAL ABUSE, 1ST DEGREE, VICTIM U/12 YEARS OF AGE	Charges	0	0	1	0	0	0	0	0	1
		Cases	0	0	1	0	0	0	0	0	1
	County Total	Charges	0	0	1	1	0	0	0	0	2
		Cases	0	0	1	1	0	0	0	0	1
MARION	0017100 SEXUAL MISCONDUCT	Charges	0	0	1	0	0	0	0	0	1
		Cases	0	0	1	0	0	0	0	0	1
	0109900 RAPE, 1ST DEGREE	Charges	0	1	0	2	0	0	0	0	3
		Cases	0	1	0	1	0	0	0	0	2
	0111620 RAPE-2ND DEGREE-NO FORCE	Charges	0	0	1	0	0	0	0	0	1
		Cases	0	0	1	0	0	0	0	0	1
	0111800 SODOMY, 1ST DEGREE	Charges	0	4	0	1	0	0	0	0	5
		Cases	0	1	0	1	0	0	0	0	2

Considerations:

- * These statistics represent a snapshot in time.
- * A case may consist of one or multiple charges. The distinct count on cases counts the case only once.
- * Counts of cases do not necessarily represent counts of unique individuals.



**Specified Charges Disposed by Disposition Type
(1/1/2019-12/31/2019) Statewide by County**

CIRCUIT		Count	Acquitted	Amended	Convicted	Dismissed	Diverted	FTA / FTV / AP	Indictment	Other	Total	
MARION	0112020 SODOMY-2ND DEGREE	Charges	0	0	4	0	0	0	0	0	4	
		Cases	0	0	1	0	0	0	0	0	1	
	0112050 SODOMY, 3RD DEGREE	Charges	0	0	2	0	0	0	0	0	2	
		Cases	0	0	1	0	0	0	0	0	1	
	0112200 SEXUAL ABUSE, 1ST DEGREE	Charges	0	2	1	1	0	0	0	0	4	
		Cases	0	1	1	1	0	0	0	0	3	
	0112210 SEXUAL ABUSE, 1ST DEGREE, VICTIM U/12 YEARS OF AGE	Charges	0	0	0	21	0	0	0	0	21	
		Cases	0	0	0	1	0	0	0	0	1	
	0360510 INCEST – FORCIBLE COMPULSION/INCAPABLE OF CONSENT OR U/18	Charges	0	0	0	2	0	0	0	0	2	
		Cases	0	0	0	1	0	0	0	0	1	
	County Total		Charges	0	7	9	27	0	0	0	0	43
			Cases	0	2	2	2	0	0	0	0	4
	MARSHALL	0017100 SEXUAL MISCONDUCT	Charges	0	0	1	0	0	0	0	0	1
			Cases	0	0	1	0	0	0	0	0	1
0109960 RAPE, 1ST DEGREE, VICTIM U/12 YEARS OF AGE		Charges	0	0	2	0	0	0	0	0	2	
		Cases	0	0	1	0	0	0	0	0	1	
0109961 ATT RAPE, 1ST DEGREE, VICTIM U/12 YEARS OF AGE		Charges	0	0	0	1	0	0	0	0	1	
		Cases	0	0	0	1	0	0	0	0	1	
0111650 RAPE, 3RD DEGREE		Charges	0	1	0	0	0	0	0	0	1	
		Cases	0	1	0	0	0	0	0	0	1	
0111860 SODOMY, 1ST DEGREE, VICTIM U/12 YEARS OF AGE		Charges	0	0	3	3	0	0	0	0	6	
		Cases	0	0	1	1	0	0	0	0	1	

Considerations:

- * These statistics represent a snapshot in time.
- * A case may consist of one or multiple charges. The distinct count on cases counts the case only once.
- * Counts of cases do not necessarily represent counts of unique individuals.



**Specified Charges Disposed by Disposition Type
(1/1/2019-12/31/2019) Statewide by County**

CIRCUIT		Count	Acquitted	Amended	Convicted	Dismissed	Diverted	FTA / FTV / AP	Indictment	Other	Total	
MARSHALL	0112210 SEXUAL ABUSE, 1ST DEGREE, VICTIM U/12 YEARS OF AGE	Charges	0	2	2	5	0	0	0	0	9	
		Cases	0	2	2	3	0	0	0	0	6	
	0112220 SEXUAL ABUSE, 2ND DEGREE	Charges	0	0	2	0	0	0	0	0	2	
		Cases	0	0	2	0	0	0	0	0	2	
	0381102 SOLC UNLAWFUL TRANSACTION W/MINOR 1ST DEG ILL SEX ACT, U/18	Charges	0	0	1	0	0	0	0	0	1	
		Cases	0	0	1	0	0	0	0	0	1	
	County Total	Charges	0	3	11	9	0	0	0	0	23	
		Cases	0	3	7	5	0	0	0	0	10	
	MARTIN	0109960 RAPE, 1ST DEGREE, VICTIM U/12 YEARS OF AGE	Charges	0	0	3	0	0	0	0	0	3
			Cases	0	0	1	0	0	0	0	0	1
0111860 SODOMY, 1ST DEGREE, VICTIM U/12 YEARS OF AGE		Charges	0	0	2	0	0	0	0	0	2	
		Cases	0	0	1	0	0	0	0	0	1	
0112210 SEXUAL ABUSE, 1ST DEGREE, VICTIM U/12 YEARS OF AGE		Charges	0	0	1	0	0	0	0	0	1	
		Cases	0	0	1	0	0	0	0	0	1	
County Total		Charges	0	0	6	0	0	0	0	0	6	
		Cases	0	0	1	0	0	0	0	0	1	
MASON		0017090 SEXUAL ABUSE - 3RD DEGREE	Charges	0	0	1	0	0	0	0	0	1
			Cases	0	0	1	0	0	0	0	0	1
	0017100 SEXUAL MISCONDUCT	Charges	0	0	2	0	0	0	0	0	2	
		Cases	0	0	1	0	0	0	0	0	1	
	0111620 RAPE-2ND DEGREE-NO FORCE	Charges	0	2	0	0	0	0	0	0	2	
		Cases	0	2	0	0	0	0	0	0	2	

Considerations:

- * These statistics represent a snapshot in time.
- * A case may consist of one or multiple charges. The distinct count on cases counts the case only once.
- * Counts of cases do not necessarily represent counts of unique individuals.



**Specified Charges Disposed by Disposition Type
(1/1/2019-12/31/2019) Statewide by County**

CIRCUIT		Count	Acquitted	Amended	Convicted	Dismissed	Diverted	FTA / FTV / AP	Indictment	Other	Total
MASON	0111620 RAPE-2ND DEGREE-NO FORCE	Cases	0	1	0	0	0	0	0	0	1
	0112200 SEXUAL ABUSE, 1ST DEGREE	Charges	0	0	2	0	0	0	0	0	2
		Cases	0	0	1	0	0	0	0	0	1
	0112210 SEXUAL ABUSE, 1ST DEGREE, VICTIM U/12 YEARS OF AGE	Charges	0	0	0	1	0	0	0	0	1
		Cases	0	0	0	1	0	0	0	0	1
	County Total	Charges	0	2	5	1	0	0	0	0	8
	Cases	0	1	2	1	0	0	0	0	2	
MCCRACKEN	0017100 SEXUAL MISCONDUCT	Charges	0	0	1	0	0	0	0	0	1
		Cases	0	0	1	0	0	0	0	0	1
	0109900 RAPE, 1ST DEGREE	Charges	0	0	1	0	0	0	0	0	1
		Cases	0	0	1	0	0	0	0	0	1
	0109960 RAPE, 1ST DEGREE, VICTIM U/12 YEARS OF AGE	Charges	0	0	2	4	0	0	0	0	6
		Cases	0	0	2	1	0	0	0	0	3
	0111620 RAPE-2ND DEGREE-NO FORCE	Charges	1	0	3	0	0	0	0	0	4
		Cases	1	0	3	0	0	0	0	0	3
	0111650 RAPE, 3RD DEGREE	Charges	0	2	3	0	0	0	0	0	5
		Cases	0	2	2	0	0	0	0	0	4
	0111800 SODOMY, 1ST DEGREE	Charges	0	0	3	0	0	0	0	0	3
		Cases	0	0	1	0	0	0	0	0	1
	0111860 SODOMY, 1ST DEGREE, VICTIM U/12 YEARS OF AGE	Charges	0	3	1	0	0	0	0	0	4
		Cases	0	1	1	0	0	0	0	0	2
0112010 SODOMY 2ND DEGREE (MENTALLY INCAPACITED)	Charges	0	0	0	1	0	0	0	0	1	

Considerations:

- * These statistics represent a snapshot in time.
- * A case may consist of one or multiple charges. The distinct count on cases counts the case only once.
- * Counts of cases do not necessarily represent counts of unique individuals.



**Specified Charges Disposed by Disposition Type
(1/1/2019-12/31/2019) Statewide by County**

CIRCUIT		Count	Acquitted	Amended	Convicted	Dismissed	Diverted	FTA / FTV / AP	Indictment	Other	Total
MCCRACKEN	0112010 SODOMY 2ND DEGREE (MENTALLY INCAPACITED)	Cases	0	0	0	1	0	0	0	0	1
	0112020 SODOMY-2ND DEGREE	Charges	0	1	1	0	0	0	0	0	2
		Cases	0	1	1	0	0	0	0	0	1
	0112050 SODOMY, 3RD DEGREE	Charges	2	2	0	0	0	0	0	0	4
		Cases	2	1	0	0	0	0	0	0	2
	0112200 SEXUAL ABUSE, 1ST DEGREE	Charges	0	0	5	0	0	0	0	0	5
		Cases	0	0	2	0	0	0	0	0	2
	0112210 SEXUAL ABUSE, 1ST DEGREE, VICTIM U/12 YEARS OF AGE	Charges	0	5	2	4	0	0	0	0	11
		Cases	0	3	2	1	0	0	0	0	6
	0112211 ATT SEXUAL ABUSE, 1ST DEGREE, VICTIM U/12 YEARS OF AGE	Charges	0	0	1	0	0	0	0	0	1
		Cases	0	0	1	0	0	0	0	0	1
	0360500 INCEST	Charges	0	0	1	0	0	0	0	0	1
		Cases	0	0	1	0	0	0	0	0	1
	0360520 INCEST – VICTIM U/12 YOA OR SERIOUS PHYSICAL INJURY	Charges	0	1	0	1	0	0	0	0	2
		Cases	0	1	0	1	0	0	0	0	2
	0372180 USE OF A MINOR U/16 IN A SEX PERFORMANCE	Charges	0	0	6	0	0	0	0	0	6
		Cases	0	0	1	0	0	0	0	0	1
	0372190 USE OF A MINOR IN A SEX PERFORMANCE- PHYSICAL INJURY	Charges	0	0	0	1	0	0	0	0	1
		Cases	0	0	0	1	0	0	0	0	1
	0372200 USE OF MINOR UNDER 18 IN A SEXUAL PERFORMANCE	Charges	0	0	0	1	0	0	0	0	1
	Cases	0	0	0	1	0	0	0	0	1	
0381123 CONS UNLAWFUL TRANSACTION W/MINOR 1ST DEG ILL SEX ACT, U/16	Charges	0	0	1	0	0	0	0	0	1	

Considerations:

- * These statistics represent a snapshot in time.
- * A case may consist of one or multiple charges. The distinct count on cases counts the case only once.
- * Counts of cases do not necessarily represent counts of unique individuals.



**Specified Charges Disposed by Disposition Type
(1/1/2019-12/31/2019) Statewide by County**

CIRCUIT		Count	Acquitted	Amended	Convicted	Dismissed	Diverted	FTA / FTV / AP	Indictment	Other	Total
MCCRACKEN	0381123 CONS UNLAWFUL TRANSACTION W/MINOR 1ST DE	Cases	0	0	1	0	0	0	0	0	1
	County Total	Charges	3	14	31	12	0	0	0	0	60
		Cases	2	5	11	5	0	0	0	0	15
MCCREARY	0112050 SODOMY, 3RD DEGREE	Charges	0	1	0	0	0	0	0	0	1
		Cases	0	1	0	0	0	0	0	0	1
	0112051 ATT SODOMY, 3RD DEGREE	Charges	0	0	1	0	0	0	0	0	1
		Cases	0	0	1	0	0	0	0	0	1
	0112210 SEXUAL ABUSE, 1ST DEGREE, VICTIM U/12 YEARS OF AGE	Charges	0	0	0	1	0	0	0	0	1
		Cases	0	0	0	1	0	0	0	0	1
	0372180 USE OF A MINOR U/16 IN A SEX PERFORMANCE	Charges	0	0	0	1	0	0	0	0	1
		Cases	0	0	0	1	0	0	0	0	1
	County Total	Charges	0	1	1	2	0	0	0	0	4
	Cases	0	1	1	1	0	0	0	0	2	
MCLEAN	0111650 RAPE, 3RD DEGREE	Charges	0	0	1	0	0	0	0	0	1
		Cases	0	0	1	0	0	0	0	0	1
	County Total	Charges	0	0	1	0	0	0	0	0	1
		Cases	0	0	1	0	0	0	0	0	1
MEADE	0112200 SEXUAL ABUSE, 1ST DEGREE	Charges	0	0	1	0	0	0	0	0	1
		Cases	0	0	1	0	0	0	0	0	1
	0112210 SEXUAL ABUSE, 1ST DEGREE, VICTIM U/12 YEARS OF AGE	Charges	0	0	1	0	0	0	0	0	1
		Cases	0	0	1	0	0	0	0	0	1
	0360520 INCEST – VICTIM U/12 YOA OR SERIOUS PHYSICAL	Charges	0	1	0	0	0	0	0	0	1

Considerations:

- * These statistics represent a snapshot in time.
- * A case may consist of one or multiple charges. The distinct count on cases counts the case only once.
- * Counts of cases do not necessarily represent counts of unique individuals.



**Specified Charges Disposed by Disposition Type
(1/1/2019-12/31/2019) Statewide by County**

	INJURY	Cases	0	1	0	0	0	0	0	0	0	1
	County Total	Charges	0	1	2	0	0	0	0	0	0	3
		Cases	0	1	2	0	0	0	0	0	0	2
MERCER	0109900 RAPE, 1ST DEGREE	Charges	0	1	0	0	0	0	0	0	0	1
		Cases	0	1	0	0	0	0	0	0	0	1
	0111860 SODOMY, 1ST DEGREE, VICTIM U/12 YEARS OF AGE	Charges	0	1	0	0	0	0	0	0	0	1
		Cases	0	1	0	0	0	0	0	0	0	1
	0112200 SEXUAL ABUSE, 1ST DEGREE	Charges	0	3	3	1	0	0	0	0	0	7
		Cases	0	2	1	1	0	0	0	0	0	4
	0112210 SEXUAL ABUSE, 1ST DEGREE, VICTIM U/12 YEARS OF AGE	Charges	0	1	0	0	0	0	0	0	0	1
		Cases	0	1	0	0	0	0	0	0	0	1
	0112211 ATT SEXUAL ABUSE, 1ST DEGREE, VICTIM U/12 YEARS OF AGE	Charges	0	0	4	0	0	0	0	0	0	4
		Cases	0	0	2	0	0	0	0	0	0	2
	0360520 INCEST – VICTIM U/12 YOA OR SERIOUS PHYSICAL INJURY	Charges	0	1	0	0	0	0	0	0	0	1
		Cases	0	1	0	0	0	0	0	0	0	1
	0381120 UNLAWFUL TRANSACTION W/MINOR 1ST DEG ILL SEX ACT, U/16	Charges	0	1	0	0	0	0	0	0	0	1
		Cases	0	1	0	0	0	0	0	0	0	1
	County Total	Charges	0	8	7	1	0	0	0	0	0	16
		Cases	0	4	3	1	0	0	0	0	0	5
METCALFE	0109900 RAPE, 1ST DEGREE	Charges	0	1	0	2	0	0	0	0	0	3
		Cases	0	1	0	1	0	0	0	0	0	1
	0111620 RAPE-2ND DEGREE-NO FORCE	Charges	0	0	2	0	0	0	0	0	0	2
		Cases	0	0	2	0	0	0	0	0	0	2
	0111800 SODOMY, 1ST DEGREE	Charges	0	1	0	5	0	0	0	0	0	6
		Cases	0	1	0	1	0	0	0	0	0	1

Considerations:

- * These statistics represent a snapshot in time.
- * A case may consist of one or multiple charges. The distinct count on cases counts the case only once.
- * Counts of cases do not necessarily represent counts of unique individuals.



**Specified Charges Disposed by Disposition Type
(1/1/2019-12/31/2019) Statewide by County**

CIRCUIT		Count	Acquitted	Amended	Convicted	Dismissed	Diverted	FTA / FTV / AP	Indictment	Other	Total	
METCALFE	0112020 SODOMY-2ND DEGREE	Charges	0	0	1	0	0	0	0	0	1	
		Cases	0	0	1	0	0	0	0	0	1	
	0112200 SEXUAL ABUSE, 1ST DEGREE	Charges	0	0	1	0	0	0	0	0	1	
		Cases	0	0	1	0	0	0	0	0	1	
	0112210 SEXUAL ABUSE, 1ST DEGREE, VICTIM U/12 YEARS OF AGE	Charges	0	0	0	1	0	0	0	0	1	
		Cases	0	0	0	1	0	0	0	0	1	
	County Total		Charges	0	2	4	8	0	0	0	0	14
			Cases	0	1	3	2	0	0	0	0	4
MONROE	0017100 SEXUAL MISCONDUCT	Charges	0	0	1	0	0	0	0	0	1	
		Cases	0	0	1	0	0	0	0	0	1	
	0112210 SEXUAL ABUSE, 1ST DEGREE, VICTIM U/12 YEARS OF AGE	Charges	0	1	0	1	0	0	0	0	2	
		Cases	0	1	0	1	0	0	0	0	2	
	0372180 USE OF A MINOR U/16 IN A SEX PERFORMANCE	Charges	0	0	3	0	0	0	0	0	3	
		Cases	0	0	1	0	0	0	0	0	1	
	0372200 USE OF MINOR UNDER 18 IN A SEXUAL PERFORMANCE	Charges	0	1	0	0	0	0	0	0	1	
		Cases	0	1	0	0	0	0	0	0	1	
	County Total		Charges	0	2	4	1	0	0	0	0	7
			Cases	0	2	2	1	0	0	0	0	3
MONTGOMERY	0109900 RAPE, 1ST DEGREE	Charges	0	0	1	0	0	1	0	0	2	
		Cases	0	0	1	0	0	1	0	0	2	
	0109950 RAPE, 1ST - INCAP OF CONSENT/PHYS HELPLESS/SERIOUS INJURY	Charges	0	0	1	0	0	0	0	0	1	
		Cases	0	0	1	0	0	0	0	0	1	

Considerations:

- * These statistics represent a snapshot in time.
- * A case may consist of one or multiple charges. The distinct count on cases counts the case only once.
- * Counts of cases do not necessarily represent counts of unique individuals.



**Specified Charges Disposed by Disposition Type
(1/1/2019-12/31/2019) Statewide by County**

CIRCUIT		Count	Acquitted	Amended	Convicted	Dismissed	Diverted	FTA / FTV / AP	Indictment	Other	Total	
MONTGOMERY	0109960 RAPE, 1ST DEGREE, VICTIM U/12 YEARS OF AGE	Charges	0	2	0	0	0	0	0	0	2	
		Cases	0	1	0	0	0	0	0	0	1	
	0111620 RAPE-2ND DEGREE-NO FORCE	Charges	0	0	2	8	0	0	0	0	10	
		Cases	0	0	1	1	0	0	0	0	1	
	0111800 SODOMY, 1ST DEGREE	Charges	0	0	1	0	0	1	0	0	2	
		Cases	0	0	1	0	0	1	0	0	2	
	0111860 SODOMY, 1ST DEGREE, VICTIM U/12 YEARS OF AGE	Charges	0	1	0	2	0	0	0	0	3	
		Cases	0	1	0	1	0	0	0	0	2	
	0112200 SEXUAL ABUSE, 1ST DEGREE	Charges	0	0	0	1	0	0	0	0	1	
		Cases	0	0	0	1	0	0	0	0	1	
	0112210 SEXUAL ABUSE, 1ST DEGREE, VICTIM U/12 YEARS OF AGE	Charges	0	0	3	1	0	0	0	0	4	
		Cases	0	0	2	1	0	0	0	0	3	
	County Total		Charges	0	3	8	12	0	2	0	0	25
			Cases	0	2	5	4	0	1	0	0	8
MORGAN	0017090 SEXUAL ABUSE - 3RD DEGREE	Charges	0	0	1	0	0	0	0	0	1	
		Cases	0	0	1	0	0	0	0	0	1	
	0109960 RAPE, 1ST DEGREE, VICTIM U/12 YEARS OF AGE	Charges	0	1	0	0	0	0	0	0	1	
		Cases	0	1	0	0	0	0	0	0	1	
	0111650 RAPE, 3RD DEGREE	Charges	0	0	1	0	0	1	0	0	2	
		Cases	0	0	1	0	0	1	0	0	2	
	0112050 SODOMY, 3RD DEGREE	Charges	0	0	1	0	0	0	0	0	1	
		Cases	0	0	1	0	0	0	0	0	1	

Considerations:

- * These statistics represent a snapshot in time.
- * A case may consist of one or multiple charges. The distinct count on cases counts the case only once.
- * Counts of cases do not necessarily represent counts of unique individuals.



**Specified Charges Disposed by Disposition Type
(1/1/2019-12/31/2019) Statewide by County**

CIRCUIT		Count	Acquitted	Amended	Convicted	Dismissed	Diverted	FTA / FTV / AP	Indictment	Other	Total
MORGAN	0112200 SEXUAL ABUSE, 1ST DEGREE	Charges	0	0	1	1	0	0	0	0	2
		Cases	0	0	1	1	0	0	0	0	2
	0112210 SEXUAL ABUSE, 1ST DEGREE, VICTIM U/12 YEARS OF AGE	Charges	0	1	1	1	0	1	0	0	4
		Cases	0	1	1	1	0	1	0	0	4
	County Total	Charges	0	2	5	2	0	2	0	0	11
		Cases	0	1	3	2	0	1	0	0	6
MUHLENBERG	0111620 RAPE-2ND DEGREE-NO FORCE	Charges	0	0	1	0	0	0	0	0	1
		Cases	0	0	1	0	0	0	0	0	1
	0111800 SODOMY, 1ST DEGREE	Charges	0	0	0	1	0	0	0	0	1
		Cases	0	0	0	1	0	0	0	0	1
	0112020 SODOMY-2ND DEGREE	Charges	0	0	1	2	0	0	0	0	3
		Cases	0	0	1	1	0	0	0	0	1
	0112220 SEXUAL ABUSE, 2ND DEGREE	Charges	0	0	1	0	0	0	0	0	1
		Cases	0	0	1	0	0	0	0	0	1
	0360510 INCEST – FORCIBLE COMPULSION/INCAPABLE OF CONSENT OR U/18	Charges	0	1	0	0	0	0	0	0	1
		Cases	0	1	0	0	0	0	0	0	1
	County Total	Charges	0	1	3	3	0	0	0	0	7
		Cases	0	1	1	2	0	0	0	0	3
NELSON	0017100 SEXUAL MISCONDUCT	Charges	0	0	10	0	0	0	0	0	10
		Cases	0	0	6	0	0	0	0	0	6
	0109900 RAPE, 1ST DEGREE	Charges	0	1	0	1	0	0	0	0	2
		Cases	0	1	0	1	0	0	0	0	2

Considerations:

- * These statistics represent a snapshot in time.
- * A case may consist of one or multiple charges. The distinct count on cases counts the case only once.
- * Counts of cases do not necessarily represent counts of unique individuals.



**Specified Charges Disposed by Disposition Type
(1/1/2019-12/31/2019) Statewide by County**

CIRCUIT		Count	Acquitted	Amended	Convicted	Dismissed	Diverted	FTA / FTV / AP	Indictment	Other	Total
NELSON	0109940 RAPE, 1ST DEGREE - INCAPABLE OF CONSENT/PHYSICALLY HELPLESS	Charges	0	1	0	0	0	0	0	0	1
		Cases	0	1	0	0	0	0	0	0	1
	0109950 RAPE, 1ST - INCAP OF CONSENT/PHYS HELPLESS/SERIOUS INJURY	Charges	0	2	0	11	0	1	0	0	14
		Cases	0	2	0	2	0	1	0	0	5
	0109960 RAPE, 1ST DEGREE, VICTIM U/12 YEARS OF AGE	Charges	0	3	0	0	0	0	0	0	3
		Cases	0	2	0	0	0	0	0	0	2
	0111620 RAPE-2ND DEGREE-NO FORCE	Charges	0	1	2	0	0	0	0	0	3
		Cases	0	1	1	0	0	0	0	0	2
	0111630 *OBS* RAPE-3RD DEGREE-NO FORCE	Charges	0	0	0	1	0	0	0	0	1
		Cases	0	0	0	1	0	0	0	0	1
	0111650 RAPE, 3RD DEGREE	Charges	0	1	2	1	0	0	0	0	4
		Cases	0	1	1	1	0	0	0	0	3
	0111860 SODOMY, 1ST DEGREE, VICTIM U/12 YEARS OF AGE	Charges	0	0	0	2	0	3	0	0	5
		Cases	0	0	0	1	0	1	0	0	2
	0112050 SODOMY, 3RD DEGREE	Charges	0	5	1	0	0	0	0	0	6
		Cases	0	1	1	0	0	0	0	0	2
	0112200 SEXUAL ABUSE, 1ST DEGREE	Charges	0	1	1	0	0	0	0	0	2
		Cases	0	1	1	0	0	0	0	0	2
	0112210 SEXUAL ABUSE, 1ST DEGREE, VICTIM U/12 YEARS OF AGE	Charges	0	1	2	0	0	2	0	0	5
		Cases	0	1	2	0	0	1	0	0	4
0360500 INCEST	Charges	0	0	1	0	0	0	0	0	1	
	Cases	0	0	1	0	0	0	0	0	1	

Considerations:

- * These statistics represent a snapshot in time.
- * A case may consist of one or multiple charges. The distinct count on cases counts the case only once.
- * Counts of cases do not necessarily represent counts of unique individuals.



**Specified Charges Disposed by Disposition Type
(1/1/2019-12/31/2019) Statewide by County**

CIRCUIT		Count	Acquitted	Amended	Convicted	Dismissed	Diverted	FTA / FTV / AP	Indictment	Other	Total
NELSON	0360520 INCEST – VICTIM U/12 YOA OR SERIOUS PHYSICAL INJURY	Charges	0	1	0	0	0	0	0	0	1
		Cases	0	1	0	0	0	0	0	0	1
	County Total	Charges	0	17	19	16	0	6	0	0	58
		Cases	0	11	11	5	0	1	0	0	16
OHIO	0017105 COMP SEXUAL MISCONDUCT	Charges	0	0	0	2	0	0	0	0	2
		Cases	0	0	0	2	0	0	0	0	2
	0109900 RAPE, 1ST DEGREE	Charges	0	1	4	17	0	0	0	0	22
		Cases	0	1	1	2	0	0	0	0	2
	0109905 COMP RAPE, 1ST DEGREE	Charges	0	0	0	3	0	0	0	0	3
		Cases	0	0	0	2	0	0	0	0	2
	0109920 RAPE, 1ST DEGREE - DOMESTIC VIOLENCE	Charges	0	0	0	1	0	0	0	0	1
		Cases	0	0	0	1	0	0	0	0	1
	0109940 RAPE, 1ST DEGREE - INCAPABLE OF CONSENT/PHYSICALLY HELPLESS	Charges	0	0	0	1	0	0	0	0	1
		Cases	0	0	0	1	0	0	0	0	1
	0111620 RAPE-2ND DEGREE-NO FORCE	Charges	0	1	0	0	0	0	0	0	1
		Cases	0	1	0	0	0	0	0	0	1
	0111650 RAPE, 3RD DEGREE	Charges	0	1	5	0	0	0	0	0	6
		Cases	0	1	5	0	0	0	0	0	6
	0111655 COMP RAPE, 3RD DEGREE	Charges	0	0	0	3	0	0	0	0	3
		Cases	0	0	0	3	0	0	0	0	3
	0111800 SODOMY, 1ST DEGREE	Charges	0	1	3	10	0	0	0	0	14
		Cases	0	1	2	1	0	0	0	0	3

Considerations:

- * These statistics represent a snapshot in time.
- * A case may consist of one or multiple charges. The distinct count on cases counts the case only once.
- * Counts of cases do not necessarily represent counts of unique individuals.



**Specified Charges Disposed by Disposition Type
(1/1/2019-12/31/2019) Statewide by County**

CIRCUIT		Count	Acquitted	Amended	Convicted	Dismissed	Diverted	FTA / FTV / AP	Indictment	Other	Total
OHIO	0111820 SODOMY, 1ST DEGREE, DOMESTIC VIOLENCE	Charges	0	0	0	1	0	0	0	0	1
		Cases	0	0	0	1	0	0	0	0	1
	0111860 SODOMY, 1ST DEGREE, VICTIM U/12 YEARS OF AGE	Charges	0	1	0	9	0	0	0	0	10
		Cases	0	1	0	3	0	0	0	0	3
	0111861 ATT SODOMY, 1ST DEGREE, VICTIM U/12 YEARS OF AGE	Charges	0	1	0	4	0	0	0	0	5
		Cases	0	1	0	1	0	0	0	0	1
	0111865 COMP SODOMY, 1ST DEGREE, VICTIM U/12 YEARS OF AGE	Charges	0	1	0	4	0	0	0	0	5
		Cases	0	1	0	1	0	0	0	0	1
	0112020 SODOMY-2ND DEGREE	Charges	0	1	0	1	0	0	0	0	2
		Cases	0	1	0	1	0	0	0	0	1
	0112050 SODOMY, 3RD DEGREE	Charges	0	0	3	0	0	0	0	0	3
		Cases	0	0	3	0	0	0	0	0	3
	0112200 SEXUAL ABUSE, 1ST DEGREE	Charges	0	1	13	53	0	0	0	0	67
		Cases	0	1	5	7	0	0	0	0	9
	0112205 COMP SEXUAL ABUSE, 1ST DEGREE	Charges	0	0	0	6	0	0	0	0	6
		Cases	0	0	0	2	0	0	0	0	2
	0112210 SEXUAL ABUSE, 1ST DEGREE, VICTIM U/12 YEARS OF AGE	Charges	0	2	1	35	0	0	0	0	38
		Cases	0	2	1	5	0	0	0	0	7
	0360500 INCEST	Charges	0	0	6	18	0	0	0	0	24
		Cases	0	0	1	1	0	0	0	0	1
0360520 INCEST – VICTIM U/12 YOA OR SERIOUS PHYSICAL INJURY	Charges	0	0	0	6	0	0	0	0	6	
	Cases	0	0	0	2	0	0	0	0	2	

Considerations:

- * These statistics represent a snapshot in time.
- * A case may consist of one or multiple charges. The distinct count on cases counts the case only once.
- * Counts of cases do not necessarily represent counts of unique individuals.



**Specified Charges Disposed by Disposition Type
(1/1/2019-12/31/2019) Statewide by County**

CIRCUIT		Count	Acquitted	Amended	Convicted	Dismissed	Diverted	FTA / FTV / AP	Indictment	Other	Total
OHIO	0372180 USE OF A MINOR U/16 IN A SEX PERFORMANCE	Charges	0	0	0	32	0	0	0	0	32
		Cases	0	0	0	2	0	0	0	0	2
	0372185 COMP USE OF A MINOR U/16 IN A SEX PERFORMANCE	Charges	0	5	0	0	0	0	0	0	5
		Cases	0	1	0	0	0	0	0	0	1
	0372200 USE OF MINOR UNDER 18 IN A SEXUAL PERFORMANCE	Charges	0	1	0	40	0	0	0	0	41
		Cases	0	1	0	3	0	0	0	0	3
	0381120 UNLAWFUL TRANSACTION W/MINOR 1ST DEG ILL SEX ACT, U/16	Charges	0	8	0	60	0	0	0	0	68
		Cases	0	1	0	8	0	0	0	0	8
	0381125 COMP UNLAWFUL TRANSACTION W/MINOR 1ST DEG ILL SEX ACT, U/16	Charges	0	2	0	14	0	0	0	0	16
		Cases	0	2	0	4	0	0	0	0	4
County Total		Charges	0	27	35	320	0	0	0	0	382
		Cases	0	14	11	25	0	0	0	0	27
OLDHAM	0109901 ATT RAPE, 1ST DEGREE	Charges	0	1	0	0	0	0	0	0	1
		Cases	0	1	0	0	0	0	0	0	1
	0111650 RAPE, 3RD DEGREE	Charges	0	0	1	0	0	0	0	0	1
		Cases	0	0	1	0	0	0	0	0	1
	0112050 SODOMY, 3RD DEGREE	Charges	0	0	1	0	0	0	0	0	1
		Cases	0	0	1	0	0	0	0	0	1
	0112200 SEXUAL ABUSE, 1ST DEGREE	Charges									
			0	0	0	1	0	0	0	0	1

Considerations:

- * These statistics represent a snapshot in time.
- * A case may consist of one or multiple charges. The distinct count on cases counts the case only once.
- * Counts of cases do not necessarily represent counts of unique individuals.



**Specified Charges Disposed by Disposition Type
(1/1/2019-12/31/2019) Statewide by County**

CIRCUIT		Count	Acquitted	Amended	Convicted	Dismissed	Diverted	FTA / FTV / AP	Indictment	Other	Total
OLDHAM	0112200 SEXUAL ABUSE, 1ST DEGREE	Cases	0	0	0	1	0	0	0	0	1
	County Total	Charges	0	1	2	1	0	0	0	0	4
		Cases	0	1	2	1	0	0	0	0	3
OWSLEY	0109900 RAPE, 1ST DEGREE	Charges	0	1	0	0	0	0	0	0	1
		Cases	0	1	0	0	0	0	0	0	1
	County Total	Charges	0	1	0	0	0	0	0	0	1
		Cases	0	1	0	0	0	0	0	0	1
PENDLETON	0111650 RAPE, 3RD DEGREE	Charges	0	0	4	0	0	0	0	0	4
		Cases	0	0	1	0	0	0	0	0	1
	0372190 USE OF A MINOR IN A SEX PERFORMANCE-PHYSICAL INJURY	Charges	0	1	0	0	0	0	0	0	1
		Cases	0	1	0	0	0	0	0	0	1
	County Total	Charges	0	1	4	0	0	0	0	0	5
		Cases	0	1	1	0	0	0	0	0	2
PERRY	0017090 SEXUAL ABUSE - 3RD DEGREE	Charges	0	1	1	0	0	0	0	0	2
		Cases	0	1	1	0	0	0	0	0	1
	0109900 RAPE, 1ST DEGREE	Charges	16	1	0	2	0	0	0	0	19
		Cases	1	1	0	2	0	0	0	0	4
	0109960 RAPE, 1ST DEGREE, VICTIM U/12 YEARS OF AGE	Charges	0	0	0	34	0	0	0	14	48
		Cases	0	0	0	2	0	0	0	2	4
	0111620 RAPE-2ND DEGREE-NO FORCE	Charges	0	0	0	105	0	0	0	0	105
	Cases	0	0	0	1	0	0	0	0	1	
0111800 SODOMY, 1ST DEGREE	Charges	0	1	0	0	0	0	0	0	1	

Considerations:

- * These statistics represent a snapshot in time.
- * A case may consist of one or multiple charges. The distinct count on cases counts the case only once.
- * Counts of cases do not necessarily represent counts of unique individuals.



**Specified Charges Disposed by Disposition Type
(1/1/2019-12/31/2019) Statewide by County**

		Cases	0	1	0	0	0	0	0	0	1	
	0111860 SODOMY, 1ST DEGREE, VICTIM U/12 YEARS OF AGE	Charges	7	0	0	57	0	0	0	5	69	
		Cases	1	0	0	2	0	0	0	1	3	
	0112210 SEXUAL ABUSE, 1ST DEGREE, VICTIM U/12 YEARS OF AGE	Charges	6	0	0	11	0	0	0	3	20	
		Cases	1	0	0	2	0	0	0	1	3	
	0360500 INCEST	Charges	20	0	0	0	0	0	0	0	20	
		Cases	1	0	0	0	0	0	0	0	1	
	0360510 INCEST – FORCIBLE COMPULSION/INCAPABLE OF CONSENT OR U/18	Charges	0	0	0	18	0	0	0	18	36	
		Cases	0	0	0	1	0	0	0	2	3	
	County Total	Charges	49	3	1	227	0	0	0	40	320	
		Cases	1	2	1	4	0	0	0	2	8	
PIKE	0109900 RAPE, 1ST DEGREE	Charges	0	0	0	0	0	1	0	0	1	
		Cases	0	0	0	0	0	1	0	0	1	
	0111630 *OBS* RAPE-3RD DEGREE-NO FORCE	Charges	0	1	0	0	0	0	0	0	0	1
		Cases	0	1	0	0	0	0	0	0	0	1
	0111860 SODOMY, 1ST DEGREE, VICTIM U/12 YEARS OF AGE	Charges	0	1	0	0	0	0	0	0	0	1
		Cases	0	1	0	0	0	0	0	0	0	1
	0372180 USE OF A MINOR U/16 IN A SEX PERFORMANCE	Charges	0	0	0	1	0	0	0	0	0	1
		Cases	0	0	0	1	0	0	0	0	0	1
	County Total	Charges	0	2	0	1	0	1	0	0	0	4
		Cases	0	2	0	1	0	1	0	0	0	3
POWELL	0109900 RAPE, 1ST DEGREE	Charges	0	0	0	0	0	1	0	0	1	
		Cases	0	0	0	0	0	1	0	0	1	
	0111800 SODOMY, 1ST DEGREE	Charges	0	0	0	1	0	0	0	0	0	1
		Cases	0	0	0	1	0	0	0	0	0	1

Considerations:

- * These statistics represent a snapshot in time.
- * A case may consist of one or multiple charges. The distinct count on cases counts the case only once.
- * Counts of cases do not necessarily represent counts of unique individuals.



**Specified Charges Disposed by Disposition Type
(1/1/2019-12/31/2019) Statewide by County**

CIRCUIT		Count	Acquitted	Amended	Convicted	Dismissed	Diverted	FTA / FTV / AP	Indictment	Other	Total	
POWELL	0112200 SEXUAL ABUSE, 1ST DEGREE	Charges	0	0	1	9	0	2	0	0	12	
		Cases	0	0	1	2	0	1	0	0	3	
	0112210 SEXUAL ABUSE, 1ST DEGREE, VICTIM U/12 YEARS OF AGE	Charges	0	0	0	0	0	1	0	0	1	
		Cases	0	0	0	0	0	1	0	0	1	
	County Total		Charges	0	0	1	10	0	4	0	0	15
			Cases	0	0	1	2	0	1	0	0	3
PULASKI	0109900 RAPE, 1ST DEGREE	Charges	0	1	0	0	0	0	0	0	1	
		Cases	0	1	0	0	0	0	0	0	0	1
	0112200 SEXUAL ABUSE, 1ST DEGREE	Charges	0	0	1	1	0	0	0	0	0	2
		Cases	0	0	1	1	0	0	0	0	0	2
	County Total		Charges	0	1	1	1	0	0	0	0	3
			Cases	0	1	1	1	0	0	0	0	2
ROCKCASTLE	0109900 RAPE, 1ST DEGREE	Charges	0	0	0	5	0	0	0	0	5	
		Cases	0	0	0	2	0	0	0	0	0	2
	0111620 RAPE-2ND DEGREE-NO FORCE	Charges	0	0	1	1	0	0	0	0	0	2
		Cases	0	0	1	1	0	0	0	0	0	1
	0111650 RAPE, 3RD DEGREE	Charges	0	0	5	0	0	0	0	0	0	5
		Cases	0	0	1	0	0	0	0	0	0	1
	0112050 SODOMY, 3RD DEGREE	Charges	0	0	5	0	0	0	0	0	0	5
		Cases	0	0	1	0	0	0	0	0	0	1
	0112200 SEXUAL ABUSE, 1ST DEGREE	Charges	0	0	6	0	0	0	0	0	0	6
		Cases	0	0	2	0	0	0	0	0	0	2

Considerations:

- * These statistics represent a snapshot in time.
- * A case may consist of one or multiple charges. The distinct count on cases counts the case only once.
- * Counts of cases do not necessarily represent counts of unique individuals.



**Specified Charges Disposed by Disposition Type
(1/1/2019-12/31/2019) Statewide by County**

CIRCUIT		Count	Acquitted	Amended	Convicted	Dismissed	Diverted	FTA / FTV / AP	Indictment	Other	Total	
ROCKCASTLE	0112210 SEXUAL ABUSE, 1ST DEGREE, VICTIM U/12 YEARS OF AGE	Charges	0	0	5	0	0	0	0	0	5	
		Cases	0	0	2	0	0	0	0	0	2	
	0360510 INCEST – FORCIBLE COMPULSION/INCAPABLE OF CONSENT OR U/18	Charges	0	0	0	4	0	0	0	0	4	
		Cases	0	0	0	1	0	0	0	0	1	
	County Total	Charges	0	0	22	10	0	0	0	0	0	32
		Cases	0	0	4	3	0	0	0	0	0	5
ROWAN	0111860 SODOMY, 1ST DEGREE, VICTIM U/12 YEARS OF AGE	Charges	0	0	0	1	0	0	0	0	1	
		Cases	0	0	0	1	0	0	0	0	1	
	0112200 SEXUAL ABUSE, 1ST DEGREE	Charges	0	0	3	0	0	0	0	0	3	
		Cases	0	0	2	0	0	0	0	0	2	
	0112210 SEXUAL ABUSE, 1ST DEGREE, VICTIM U/12 YEARS OF AGE	Charges	0	3	0	1	0	0	0	0	4	
		Cases	0	3	0	1	0	0	0	0	4	
	0112215 COMP SEXUAL ABUSE, 1ST DEGREE, VICTIM U/12 YEARS OF AGE	Charges	0	1	0	0	0	0	0	0	1	
		Cases	0	1	0	0	0	0	0	0	1	
	County Total	Charges	0	4	3	2	0	0	0	0	0	9
		Cases	0	4	2	2	0	0	0	0	0	6
	RUSSELL	0109900 RAPE, 1ST DEGREE	Charges	0	0	48	1	0	0	0	0	49
			Cases	0	0	1	1	0	0	0	0	2
0109960 RAPE, 1ST DEGREE, VICTIM U/12 YEARS OF AGE		Charges	0	16	0	0	0	0	0	0	16	
		Cases	0	1	0	0	0	0	0	0	1	
0111620 RAPE-2ND DEGREE-NO FORCE		Charges	0	0	6	0	0	1	0	0	7	
		Cases	0	0	2	0	0	1	0	0	3	

Considerations:

- * These statistics represent a snapshot in time.
- * A case may consist of one or multiple charges. The distinct count on cases counts the case only once.
- * Counts of cases do not necessarily represent counts of unique individuals.



**Specified Charges Disposed by Disposition Type
(1/1/2019-12/31/2019) Statewide by County**

CIRCUIT		Count	Acquitted	Amended	Convicted	Dismissed	Diverted	FTA / FTV / AP	Indictment	Other	Total
RUSSELL	0111800 SODOMY, 1ST DEGREE	Charges	0	0	49	0	0	0	0	0	49
		Cases	0	0	2	0	0	0	0	0	2
	0111860 SODOMY, 1ST DEGREE, VICTIM U/12 YEARS OF AGE	Charges	0	17	0	0	0	0	0	0	17
		Cases	0	2	0	0	0	0	0	0	2
	0112020 SODOMY-2ND DEGREE	Charges	0	0	10	0	0	0	0	0	10
		Cases	0	0	1	0	0	0	0	0	1
	0112200 SEXUAL ABUSE, 1ST DEGREE	Charges	0	0	0	0	2	0	0	0	2
		Cases	0	0	0	0	1	0	0	0	1
	0112210 SEXUAL ABUSE, 1ST DEGREE, VICTIM U/12 YEARS OF AGE	Charges	0	0	2	2	0	0	0	0	4
		Cases	0	0	1	1	0	0	0	0	2
	0112220 SEXUAL ABUSE, 2ND DEGREE	Charges	0	0	5	0	0	0	0	0	5
		Cases	0	0	1	0	0	0	0	0	1
	0360500 INCEST	Charges	0	1	0	0	0	0	0	0	1
		Cases	0	1	0	0	0	0	0	0	1
	0360510 INCEST – FORCIBLE COMPULSION/INCAPABLE OF CONSENT OR U/18	Charges	0	0	33	0	0	0	0	0	33
		Cases	0	0	2	0	0	0	0	0	2
0360520 INCEST – VICTIM U/12 YOA OR SERIOUS PHYSICAL INJURY	Charges	0	0	16	0	0	0	0	0	16	
	Cases	0	0	1	0	0	0	0	0	1	
County Total		Charges	0	34	169	3	2	1	0	0	209
		Cases	0	2	4	2	1	1	0	0	8
SCOTT	0017100 SEXUAL MISCONDUCT	Charges	0	0	1	0	0	0	0	0	1
		Cases	0	0	1	0	0	0	0	0	1

Considerations:

- * These statistics represent a snapshot in time.
- * A case may consist of one or multiple charges. The distinct count on cases counts the case only once.
- * Counts of cases do not necessarily represent counts of unique individuals.



**Specified Charges Disposed by Disposition Type
(1/1/2019-12/31/2019) Statewide by County**

CIRCUIT		Count	Acquitted	Amended	Convicted	Dismissed	Diverted	FTA / FTV / AP	Indictment	Other	Total	
SCOTT	0109940 RAPE, 1ST DEGREE - INCAPABLE OF CONSENT/PHYSICALLY HELPLESS	Charges	0	0	0	1	0	0	0	0	1	
		Cases	0	0	0	1	0	0	0	0	1	
	0109960 RAPE, 1ST DEGREE, VICTIM U/12 YEARS OF AGE	Charges	0	1	0	0	0	0	0	0	1	
		Cases	0	1	0	0	0	0	0	0	1	
	0112200 SEXUAL ABUSE, 1ST DEGREE	Charges	0	0	4	1	0	0	0	0	5	
		Cases	0	0	3	1	0	0	0	0	4	
	0112210 SEXUAL ABUSE, 1ST DEGREE, VICTIM U/12 YEARS OF AGE	Charges	0	0	2	0	0	0	0	0	2	
		Cases	0	0	1	0	0	0	0	0	1	
	County Total		Charges	0	1	7	2	0	0	0	0	10
			Cases	0	1	5	2	0	0	0	0	8
SHELBY	0109900 RAPE, 1ST DEGREE	Charges	0	1	0	0	0	0	0	0	1	
		Cases	0	1	0	0	0	0	0	0	1	
	0109960 RAPE, 1ST DEGREE, VICTIM U/12 YEARS OF AGE	Charges	0	0	1	0	0	0	0	0	1	
		Cases	0	0	1	0	0	0	0	0	1	
	0111620 RAPE-2ND DEGREE-NO FORCE	Charges	0	0	1	0	0	0	0	0	1	
		Cases	0	0	1	0	0	0	0	0	1	
	0112210 SEXUAL ABUSE, 1ST DEGREE, VICTIM U/12 YEARS OF AGE	Charges	0	0	0	1	0	0	0	0	1	
		Cases	0	0	0	1	0	0	0	0	1	
	0360520 INCEST – VICTIM U/12 YOA OR SERIOUS PHYSICAL INJURY	Charges	0	0	1	0	0	0	0	0	1	
		Cases	0	0	1	0	0	0	0	0	1	
	County Total		Charges	0	1	3	1	0	0	0	0	5
			Cases	0	1	2	1	0	0	0	0	3

Considerations:

- * These statistics represent a snapshot in time.
- * A case may consist of one or multiple charges. The distinct count on cases counts the case only once.
- * Counts of cases do not necessarily represent counts of unique individuals.



**Specified Charges Disposed by Disposition Type
(1/1/2019-12/31/2019) Statewide by County**

CIRCUIT		Count	Acquitted	Amended	Convicted	Dismissed	Diverted	FTA / FTV / AP	Indictment	Other	Total
SIMPSON	0017100 SEXUAL MISCONDUCT	Charges	0	0	1	0	0	0	0	0	1
		Cases	0	0	1	0	0	0	0	0	1
	0109900 RAPE, 1ST DEGREE	Charges	0	1	0	0	0	0	0	0	1
		Cases	0	1	0	0	0	0	0	0	1
	0111620 RAPE-2ND DEGREE-NO FORCE	Charges	0	0	1	0	0	0	0	0	1
		Cases	0	0	1	0	0	0	0	0	1
	0111800 SODOMY, 1ST DEGREE	Charges	0	1	0	0	0	0	0	0	1
		Cases	0	1	0	0	0	0	0	0	1
	0111860 SODOMY, 1ST DEGREE, VICTIM U/12 YEARS OF AGE	Charges	0	1	0	0	0	0	0	0	1
		Cases	0	1	0	0	0	0	0	0	1
	0112020 SODOMY-2ND DEGREE	Charges	0	0	1	0	0	0	0	0	1
		Cases	0	0	1	0	0	0	0	0	1
	0112200 SEXUAL ABUSE, 1ST DEGREE	Charges	0	3	0	0	0	0	0	0	3
		Cases	0	1	0	0	0	0	0	0	1
	0112210 SEXUAL ABUSE, 1ST DEGREE, VICTIM U/12 YEARS OF AGE	Charges	0	1	0	0	0	0	0	0	1
		Cases	0	1	0	0	0	0	0	0	1
	0112220 SEXUAL ABUSE, 2ND DEGREE	Charges	0	0	0	1	0	0	0	0	1
		Cases	0	0	0	1	0	0	0	0	1
	0381120 UNLAWFUL TRANSACTION W/MINOR 1ST DEG ILL SEX ACT, U/16	Charges	0	1	0	0	0	0	0	0	1
		Cases	0	1	0	0	0	0	0	0	1
County Total		Charges	0	8	3	1	0	0	0	0	12
		Cases	0	5	2	1	0	0	0	0	5

Considerations:

- * These statistics represent a snapshot in time.
- * A case may consist of one or multiple charges. The distinct count on cases counts the case only once.
- * Counts of cases do not necessarily represent counts of unique individuals.



**Specified Charges Disposed by Disposition Type
(1/1/2019-12/31/2019) Statewide by County**

CIRCUIT		Count	Acquitted	Amended	Convicted	Dismissed	Diverted	FTA / FTV / AP	Indictment	Other	Total	
SPENCER	0111650 RAPE, 3RD DEGREE	Charges	0	0	0	1	0	0	0	0	1	
		Cases	0	0	0	1	0	0	0	0	1	
	0112050 SODOMY, 3RD DEGREE	Charges	0	0	0	1	0	0	0	0	1	
		Cases	0	0	0	1	0	0	0	0	1	
	0112200 SEXUAL ABUSE, 1ST DEGREE	Charges	0	0	2	1	0	0	0	0	3	
		Cases	0	0	1	1	0	0	0	0	2	
	0360510 INCEST – FORCIBLE COMPULSION/INCAPABLE OF CONSENT OR U/18	Charges	0	0	0	1	0	0	0	0	1	
		Cases	0	0	0	1	0	0	0	0	1	
	County Total		Charges	0	0	2	4	0	0	0	0	6
			Cases	0	0	1	2	0	0	0	0	3
	TAYLOR	0017090 SEXUAL ABUSE - 3RD DEGREE	Charges	0	0	1	0	0	0	0	0	1
			Cases	0	0	1	0	0	0	0	0	1
0017100 SEXUAL MISCONDUCT		Charges	0	0	12	0	0	0	0	0	12	
		Cases	0	0	5	0	0	0	0	0	5	
0109901 ATT RAPE, 1ST DEGREE		Charges	0	1	0	0	0	0	0	0	1	
		Cases	0	1	0	0	0	0	0	0	1	
0109920 RAPE, 1ST DEGREE - DOMESTIC VIOLENCE		Charges	0	1	0	0	0	0	0	0	1	
		Cases	0	1	0	0	0	0	0	0	1	
0109961 ATT RAPE, 1ST DEGREE, VICTIM U/12 YEARS OF AGE		Charges	0	0	0	2	0	0	0	0	2	
		Cases	0	0	0	2	0	0	0	0	2	
0111650 RAPE, 3RD DEGREE		Charges	0	4	1	0	0	0	0	0	5	
		Cases	0	2	1	0	0	0	0	0	3	

Considerations:

- * These statistics represent a snapshot in time.
- * A case may consist of one or multiple charges. The distinct count on cases counts the case only once.
- * Counts of cases do not necessarily represent counts of unique individuals.



**Specified Charges Disposed by Disposition Type
(1/1/2019-12/31/2019) Statewide by County**

CIRCUIT		Count	Acquitted	Amended	Convicted	Dismissed	Diverted	FTA / FTV / AP	Indictment	Other	Total	
TAYLOR	0111800 SODOMY, 1ST DEGREE	Charges	0	0	21	0	0	0	0	0	21	
		Cases	0	0	1	0	0	0	0	0	1	
	0111860 SODOMY, 1ST DEGREE, VICTIM U/12 YEARS OF AGE	Charges	0	23	0	0	0	0	0	0	23	
		Cases	0	3	0	0	0	0	0	0	3	
	0112050 SODOMY, 3RD DEGREE	Charges	0	0	3	0	0	0	0	0	3	
		Cases	0	0	1	0	0	0	0	0	1	
	0112200 SEXUAL ABUSE, 1ST DEGREE	Charges	0	0	5	0	0	0	0	0	5	
		Cases	0	0	3	0	0	0	0	0	3	
	0112210 SEXUAL ABUSE, 1ST DEGREE, VICTIM U/12 YEARS OF AGE	Charges	0	9	12	0	0	0	0	0	21	
		Cases	0	3	2	0	0	0	0	0	5	
	County Total		Charges	0	38	55	2	0	0	0	0	95
			Cases	0	9	12	2	0	0	0	0	12
TODD	0111650 RAPE, 3RD DEGREE	Charges	0	1	0	0	0	0	0	0	1	
		Cases	0	1	0	0	0	0	0	0	1	
	0112010 SODOMY 2ND DEGREE (MENTALLY INCAPACITED)	Charges	0	0	0	2	0	0	0	0	2	
		Cases	0	0	0	1	0	0	0	0	1	
	0112210 SEXUAL ABUSE, 1ST DEGREE, VICTIM U/12 YEARS OF AGE	Charges	0	1	0	5	0	0	0	0	6	
		Cases	0	1	0	2	0	0	0	0	2	
	0360500 INCEST	Charges	0	0	0	1	0	0	0	0	1	
		Cases	0	0	0	1	0	0	0	0	1	
	County Total		Charges	0	2	0	8	0	0	0	0	10
			Cases	0	1	0	2	0	0	0	0	2

Considerations:

- * These statistics represent a snapshot in time.
- * A case may consist of one or multiple charges. The distinct count on cases counts the case only once.
- * Counts of cases do not necessarily represent counts of unique individuals.



**Specified Charges Disposed by Disposition Type
(1/1/2019-12/31/2019) Statewide by County**

CIRCUIT		Count	Acquitted	Amended	Convicted	Dismissed	Diverted	FTA / FTV / AP	Indictment	Other	Total	
TRIGG	0017100 SEXUAL MISCONDUCT	Charges	0	0	1	0	0	0	0	0	1	
		Cases	0	0	1	0	0	0	0	0	1	
	0109910 RAPE, 1ST DEGREE W/SERIOUS PHYSICAL INJURY	Charges	0	0	0	1	0	0	0	0	1	
		Cases	0	0	0	1	0	0	0	0	1	
	0112200 SEXUAL ABUSE, 1ST DEGREE	Charges	0	2	0	0	0	0	0	0	2	
		Cases	0	2	0	0	0	0	0	0	2	
	County Total	Charges	0	2	1	1	0	0	0	0	4	
		Cases	0	2	1	1	0	0	0	0	3	
	TRIMBLE	0109900 RAPE, 1ST DEGREE	Charges	0	0	1	0	0	0	0	0	1
			Cases	0	0	1	0	0	0	0	0	1
0109963 CONS RAPE, 1ST DEGREE, VICTIM U/12 YEARS OF AGE		Charges	0	1	0	0	0	0	0	0	1	
		Cases	0	1	0	0	0	0	0	0	1	
0111620 RAPE-2ND DEGREE-NO FORCE		Charges	0	0	4	0	0	0	0	0	4	
		Cases	0	0	1	0	0	0	0	0	1	
0112020 SODOMY-2ND DEGREE		Charges	0	0	0	2	0	0	0	0	2	
		Cases	0	0	0	1	0	0	0	0	1	
0112200 SEXUAL ABUSE, 1ST DEGREE		Charges	0	3	0	0	0	0	0	0	3	
		Cases	0	1	0	0	0	0	0	0	1	
0112210 SEXUAL ABUSE, 1ST DEGREE, VICTIM U/12 YEARS OF AGE		Charges	0	0	2	0	0	0	0	0	2	
		Cases	0	0	2	0	0	0	0	0	2	
County Total		Charges	0	4	7	2	0	0	0	0	13	
		Cases	0	2	2	1	0	0	0	0	4	

Considerations:

- * These statistics represent a snapshot in time.
- * A case may consist of one or multiple charges. The distinct count on cases counts the case only once.
- * Counts of cases do not necessarily represent counts of unique individuals.



**Specified Charges Disposed by Disposition Type
(1/1/2019-12/31/2019) Statewide by County**

CIRCUIT		Count	Acquitted	Amended	Convicted	Dismissed	Diverted	FTA / FTV / AP	Indictment	Other	Total	
UNION	0112020 SODOMY-2ND DEGREE	Charges	0	0	0	2	0	0	0	0	2	
		Cases	0	0	0	2	0	0	0	0	2	
	0112200 SEXUAL ABUSE, 1ST DEGREE	Charges	0	2	0	0	0	0	0	0	2	
		Cases	0	1	0	0	0	0	0	0	1	
	County Total	Charges	0	2	0	2	0	0	0	0	0	4
		Cases	0	1	0	2	0	0	0	0	0	3
WARREN	0109900 RAPE, 1ST DEGREE	Charges	1	2	1	5	0	3	0	0	12	
		Cases	1	2	1	4	0	1	0	0	8	
	0109901 ATT RAPE, 1ST DEGREE	Charges	0	0	0	1	0	1	0	0	2	
		Cases	0	0	0	1	0	1	0	0	2	
	0109960 RAPE, 1ST DEGREE, VICTIM U/12 YEARS OF AGE	Charges	0	0	3	0	0	0	0	0	3	
		Cases	0	0	1	0	0	0	0	0	1	
	0111650 RAPE, 3RD DEGREE	Charges	0	0	2	3	0	2	0	0	7	
		Cases	0	0	1	3	0	1	0	0	5	
	0111800 SODOMY, 1ST DEGREE	Charges	0	1	2	2	0	2	0	0	7	
		Cases	0	1	2	2	0	1	0	0	5	
	0111801 ATT SODOMY, 1ST DEGREE	Charges	0	0	0	0	0	1	0	0	1	
		Cases	0	0	0	0	0	1	0	0	1	
	0111820 SODOMY, 1ST DEGREE, DOMESTIC VIOLENCE	Charges	0	0	0	2	0	0	0	0	2	
		Cases	0	0	0	1	0	0	0	0	1	
	0111860 SODOMY, 1ST DEGREE, VICTIM U/12 YEARS OF AGE	Charges	0	0	0	5	0	0	0	0	5	
		Cases	0	0	0	2	0	0	0	0	2	

Considerations:

- * These statistics represent a snapshot in time.
- * A case may consist of one or multiple charges. The distinct count on cases counts the case only once.
- * Counts of cases do not necessarily represent counts of unique individuals.



**Specified Charges Disposed by Disposition Type
(1/1/2019-12/31/2019) Statewide by County**

CIRCUIT		Count	Acquitted	Amended	Convicted	Dismissed	Diverted	FTA / FTV / AP	Indictment	Other	Total
WARREN	0112020 SODOMY-2ND DEGREE	Charges	0	0	1	1	0	0	0	0	2
		Cases	0	0	1	1	0	0	0	0	1
	0112050 SODOMY, 3RD DEGREE	Charges	0	0	5	2	0	0	0	0	7
		Cases	0	0	2	2	0	0	0	0	3
	0112200 SEXUAL ABUSE, 1ST DEGREE	Charges	0	1	8	12	0	4	0	0	25
		Cases	0	1	6	6	0	1	0	0	11
	0112210 SEXUAL ABUSE, 1ST DEGREE, VICTIM U/12 YEARS OF AGE	Charges	0	4	2	6	0	2	0	0	14
		Cases	0	4	1	3	0	1	0	0	9
	0360510 INCEST – FORCIBLE COMPULSION/INCAPABLE OF CONSENT OR U/18	Charges	0	0	1	11	0	1	0	0	13
		Cases	0	0	1	2	0	1	0	0	3
	0372180 USE OF A MINOR U/16 IN A SEX PERFORMANCE	Charges	0	1	0	5	0	0	0	0	6
		Cases	0	1	0	3	0	0	0	0	3
	0381100 UNLAWFUL TRANSACTION W/MINOR 1ST DEG ILL SEX ACT, U/18	Charges	0	0	1	0	0	0	0	0	1
		Cases	0	0	1	0	0	0	0	0	1
	0381120 UNLAWFUL TRANSACTION W/MINOR 1ST DEG ILL SEX ACT, U/16	Charges	0	3	1	7	0	0	0	0	11
Cases		0	3	1	3	0	0	0	0	6	
County Total		Charges	1	12	27	62	0	16	0	0	118
		Cases	1	11	10	22	0	3	0	0	34
WASHINGTON	0017100 SEXUAL MISCONDUCT	Charges	0	0	1	0	0	0	0	0	1
		Cases	0	0	1	0	0	0	0	0	1
	0111800 SODOMY, 1ST DEGREE	Charges	0	0	0	2	0	0	0	0	2
		Cases	0	0	0	1	0	0	0	0	1

Considerations:

- * These statistics represent a snapshot in time.
- * A case may consist of one or multiple charges. The distinct count on cases counts the case only once.
- * Counts of cases do not necessarily represent counts of unique individuals.



**Specified Charges Disposed by Disposition Type
(1/1/2019-12/31/2019) Statewide by County**

CIRCUIT		Count	Acquitted	Amended	Convicted	Dismissed	Diverted	FTA / FTV / AP	Indictment	Other	Total	
WASHINGTON	0112200 SEXUAL ABUSE, 1ST DEGREE	Charges	0	2	0	2	0	0	0	0	4	
		Cases	0	2	0	2	0	0	0	0	3	
	0112210 SEXUAL ABUSE, 1ST DEGREE, VICTIM U/12 YEARS OF AGE	Charges	0	1	0	102	0	0	0	0	103	
		Cases	0	1	0	2	0	0	0	0	2	
	0112211 ATT SEXUAL ABUSE, 1ST DEGREE, VICTIM U/12 YEARS OF AGE	Charges	0	0	0	1	0	0	0	0	1	
		Cases	0	0	0	1	0	0	0	0	1	
	County Total		Charges	0	3	1	107	0	0	0	0	111
			Cases	0	3	1	4	0	0	0	0	5
	WAYNE	0017100 SEXUAL MISCONDUCT	Charges	0	0	1	0	0	0	0	0	1
			Cases	0	0	1	0	0	0	0	0	1
0111620 RAPE-2ND DEGREE-NO FORCE		Charges	0	0	1	0	0	0	0	0	1	
		Cases	0	0	1	0	0	0	0	0	1	
0111820 SODOMY, 1ST DEGREE, DOMESTIC VIOLENCE		Charges	0	1	0	0	0	0	0	0	1	
		Cases	0	1	0	0	0	0	0	0	1	
0360510 INCEST – FORCIBLE COMPULSION/INCAPABLE OF CONSENT OR U/18		Charges	0	0	0	9	0	0	0	0	9	
		Cases	0	0	0	2	0	0	0	0	2	
County Total		Charges	0	1	2	9	0	0	0	0	12	
		Cases	0	1	2	2	0	0	0	0	4	
WEBSTER	0111860 SODOMY, 1ST DEGREE, VICTIM U/12 YEARS OF AGE	Charges	0	1	0	0	0	0	0	0	1	
		Cases	0	1	0	0	0	0	0	0	1	
	0111861 ATT SODOMY, 1ST DEGREE, VICTIM U/12 YEARS OF AGE	Charges	0	0	1	0	0	0	0	0	1	
		Cases	0	0	1	0	0	0	0	0	1	

Considerations:

- * These statistics represent a snapshot in time.
- * A case may consist of one or multiple charges. The distinct count on cases counts the case only once.
- * Counts of cases do not necessarily represent counts of unique individuals.



**Specified Charges Disposed by Disposition Type
(1/1/2019-12/31/2019) Statewide by County**

CIRCUIT		Count	Acquitted	Amended	Convicted	Dismissed	Diverted	FTA / FTV / AP	Indictment	Other	Total
WEBSTER	0111861 ATT SODOMY, 1ST DEGREE, VICTIM U/12 YEARS OF	Cases	0	0	1	0	0	0	0	0	1
	County Total	Charges	0	1	1	0	0	0	0	0	2
		Cases	0	1	1	0	0	0	0	0	1
WHITLEY	0109900 RAPE, 1ST DEGREE	Charges	0	1	0	0	0	0	0	0	1
		Cases	0	1	0	0	0	0	0	0	1
	0111860 SODOMY, 1ST DEGREE, VICTIM U/12 YEARS OF AGE	Charges	0	2	0	0	0	0	0	0	2
		Cases	0	1	0	0	0	0	0	0	1
	0112050 SODOMY, 3RD DEGREE	Charges	0	0	2	0	0	0	0	0	2
		Cases	0	0	1	0	0	0	0	0	1
	0112200 SEXUAL ABUSE, 1ST DEGREE	Charges	0	0	2	0	0	0	0	0	2
		Cases	0	0	2	0	0	0	0	0	2
	0112210 SEXUAL ABUSE, 1ST DEGREE, VICTIM U/12 YEARS OF AGE	Charges	0	1	0	0	0	0	0	0	1
		Cases	0	1	0	0	0	0	0	0	1
County Total	Charges	0	4	4	0	0	0	0	0	8	
	Cases	0	3	3	0	0	0	0	0	3	
WOLFE	0109900 RAPE, 1ST DEGREE	Charges	0	1	0	0	0	0	0	0	1
		Cases	0	1	0	0	0	0	0	0	1
	0111620 RAPE-2ND DEGREE-NO FORCE	Charges	0	0	2	0	0	0	0	0	2
		Cases	0	0	1	0	0	0	0	0	1
	0111800 SODOMY, 1ST DEGREE	Charges	0	0	0	1	0	0	0	0	1
		Cases	0	0	0	1	0	0	0	0	1
	0112200 SEXUAL ABUSE, 1ST DEGREE	Charges	0	0	0	1	0	0	0	0	1

Considerations:

- * These statistics represent a snapshot in time.
- * A case may consist of one or multiple charges. The distinct count on cases counts the case only once.
- * Counts of cases do not necessarily represent counts of unique individuals.



**Specified Charges Disposed by Disposition Type
(1/1/2019-12/31/2019) Statewide by County**

		Cases	0	0	0	1	0	0	0	0	1	
	County Total	Charges	0	1	2	2	0	0	0	0	5	
		Cases	0	1	1	1	0	0	0	0	2	
WOODFORD	0112200 SEXUAL ABUSE, 1ST DEGREE	Charges	0	0	0	0	0	0	0	1	1	
		Cases	0	0	0	0	0	0	0	1	1	
	0360520 INCEST – VICTIM U/12 YOA OR SERIOUS PHYSICAL INJURY	Charges	0	1	0	0	0	0	0	0	1	
		Cases	0	1	0	0	0	0	0	0	1	
	County Total	Charges	0	1	0	0	0	0	0	0	1	2
		Cases	0	1	0	0	0	0	0	0	1	2
Jurisdiction Total		Charges	95	812	1,375	1,951	50	73	0	132	4,488	
		Cases	26	394	476	393	9	29	0	12	899	

DISTRICT		Count	Acquitted	Amended	Convicted	Dismissed	Diverted	FTA / FTV / AP	Indictment	Other	Total
ADAIR	0109900 RAPE, 1ST DEGREE	Charges	0	0	0	0	0	0	1	0	1
		Cases	0	0	0	0	0	0	1	0	1
	0112050 SODOMY, 3RD DEGREE	Charges	0	0	0	0	0	0	1	0	1
		Cases	0	0	0	0	0	0	1	0	1
	0372200 USE OF MINOR UNDER 18 IN A SEXUAL PERFORMANCE	Charges	0	2	0	0	0	0	0	0	2
		Cases	0	1	0	0	0	0	0	0	1
	0381120 UNLAWFUL TRANSACTION W/MINOR 1ST DEG ILL SEX ACT, U/16	Charges	0	0	0	0	0	0	1	0	1
		Cases	0	0	0	0	0	0	1	0	1
	County Total	Charges	0	2	0	0	0	0	3	0	5
		Cases	0	1	0	0	0	0	2	0	3

Considerations:

- * These statistics represent a snapshot in time.
- * A case may consist of one or multiple charges. The distinct count on cases counts the case only once.
- * Counts of cases do not necessarily represent counts of unique individuals.



**Specified Charges Disposed by Disposition Type
(1/1/2019-12/31/2019) Statewide by County**

DISTRICT		Count	Acquitted	Amended	Convicted	Dismissed	Diverted	FTA / FTV / AP	Indictment	Other	Total
ALLEN	0017101 ATT SEXUAL MISCONDUCT	Charges	0	0	1	0	0	0	0	0	1
		Cases	0	0	1	0	0	0	0	0	1
	0111650 RAPE, 3RD DEGREE	Charges	0	0	0	0	0	0	1	0	1
		Cases	0	0	0	0	0	0	1	0	1
	0112220 SEXUAL ABUSE, 2ND DEGREE	Charges	0	1	1	0	0	0	0	0	2
		Cases	0	1	1	0	0	0	0	0	2
County Total	Charges	0	1	2	0	0	0	1	0	4	
	Cases	0	1	2	0	0	0	1	0	3	
ANDERSON	0112200 SEXUAL ABUSE, 1ST DEGREE	Charges	0	0	0	0	0	0	1	0	1
		Cases	0	0	0	0	0	0	1	0	1
	County Total	Charges	0	0	0	0	0	0	1	0	1
		Cases	0	0	0	0	0	0	1	0	1
BALLARD	0112200 SEXUAL ABUSE, 1ST DEGREE	Charges	0	1	0	0	0	0	0	0	1
		Cases	0	1	0	0	0	0	0	0	1
	0112220 SEXUAL ABUSE, 2ND DEGREE	Charges	0	0	0	1	0	0	0	0	1
		Cases	0	0	0	1	0	0	0	0	1
	County Total	Charges	0	1	0	1	0	0	0	0	2
		Cases	0	1	0	1	0	0	0	0	2
BARREN	0017090 SEXUAL ABUSE - 3RD DEGREE	Charges	0	1	0	0	0	0	1	0	2
		Cases	0	1	0	0	0	0	1	0	2
	0017100 SEXUAL MISCONDUCT	Charges	0	0	0	0	0	0	0	1	1
		Cases	0	0	0	0	0	0	0	1	1

Considerations:

- * These statistics represent a snapshot in time.
- * A case may consist of one or multiple charges. The distinct count on cases counts the case only once.
- * Counts of cases do not necessarily represent counts of unique individuals.



**Specified Charges Disposed by Disposition Type
(1/1/2019-12/31/2019) Statewide by County**

DISTRICT		Count	Acquitted	Amended	Convicted	Dismissed	Diverted	FTA / FTV / AP	Indictment	Other	Total
BARREN	0109900 RAPE, 1ST DEGREE	Charges	0	0	0	1	0	0	0	0	1
		Cases	0	0	0	1	0	0	0	0	1
	0109920 RAPE, 1ST DEGREE - DOMESTIC VIOLENCE	Charges	0	0	0	0	0	0	1	0	1
		Cases	0	0	0	0	0	0	1	0	1
	0109940 RAPE, 1ST DEGREE - INCAPABLE OF CONSENT/PHYSICALLY HELPLESS	Charges	0	0	0	0	0	0	1	1	2
		Cases	0	0	0	0	0	0	1	1	2
	0109960 RAPE, 1ST DEGREE, VICTIM U/12 YEARS OF AGE	Charges	0	0	0	0	0	0	2	0	2
		Cases	0	0	0	0	0	0	2	0	2
	0111620 RAPE-2ND DEGREE-NO FORCE	Charges	0	0	0	3	0	0	0	0	3
		Cases	0	0	0	1	0	0	0	0	1
	0111650 RAPE, 3RD DEGREE	Charges	0	0	0	0	0	0	1	0	1
		Cases	0	0	0	0	0	0	1	0	1
	0111800 SODOMY, 1ST DEGREE	Charges	0	0	0	9	0	0	1	0	10
		Cases	0	0	0	1	0	0	1	0	1
	0111820 SODOMY, 1ST DEGREE, DOMESTIC VIOLENCE	Charges	0	0	0	0	0	0	1	0	1
		Cases	0	0	0	0	0	0	1	0	1
	0111860 SODOMY, 1ST DEGREE, VICTIM U/12 YEARS OF AGE	Charges	0	0	0	0	0	0	3	0	3
		Cases	0	0	0	0	0	0	3	0	3
	0112020 SODOMY-2ND DEGREE	Charges	0	0	0	0	0	0	1	0	1
		Cases	0	0	0	0	0	0	1	0	1
0112050 SODOMY, 3RD DEGREE	Charges	0	0	0	0	0	0	1	0	1	
	Cases	0	0	0	0	0	0	1	0	1	

Considerations:

- * These statistics represent a snapshot in time.
- * A case may consist of one or multiple charges. The distinct count on cases counts the case only once.
- * Counts of cases do not necessarily represent counts of unique individuals.



**Specified Charges Disposed by Disposition Type
(1/1/2019-12/31/2019) Statewide by County**

DISTRICT		Count	Acquitted	Amended	Convicted	Dismissed	Diverted	FTA / FTV / AP	Indictment	Other	Total
BARREN	0112200 SEXUAL ABUSE, 1ST DEGREE	Charges	0	0	0	6	0	0	4	0	10
		Cases	0	0	0	2	0	0	3	0	5
	0112210 SEXUAL ABUSE, 1ST DEGREE, VICTIM U/12 YEARS OF AGE	Charges	0	0	0	1	0	0	3	0	4
		Cases	0	0	0	1	0	0	2	0	2
	0112220 SEXUAL ABUSE, 2ND DEGREE	Charges	0	0	0	1	0	0	0	0	1
		Cases	0	0	0	1	0	0	0	0	1
	0360510 INCEST – FORCIBLE COMPULSION/INCAPABLE OF CONSENT OR U/18	Charges	0	0	0	0	0	0	2	0	2
		Cases	0	0	0	0	0	0	2	0	2
	0360520 INCEST – VICTIM U/12 YOA OR SERIOUS PHYSICAL INJURY	Charges	0	0	0	0	0	0	2	0	2
		Cases	0	0	0	0	0	0	2	0	2
	0372180 USE OF A MINOR U/16 IN A SEX PERFORMANCE	Charges	0	0	0	1	0	0	0	0	1
		Cases	0	0	0	1	0	0	0	0	1
	0372200 USE OF MINOR UNDER 18 IN A SEXUAL PERFORMANCE	Charges	0	1	0	0	0	0	0	0	1
		Cases	0	1	0	0	0	0	0	0	1
	0372201 ATT USE OF MINOR UNDER 18 IN A SEXUAL PERFORMANCE	Charges	0	0	1	0	0	0	0	0	1
Cases		0	0	1	0	0	0	0	0	1	
0381120 UNLAWFUL TRANSACTION W/MINOR 1ST DEG ILL SEX ACT, U/16	Charges	0	0	0	0	0	0	3	0	3	
	Cases	0	0	0	0	0	0	1	0	1	
County Total		Charges	0	2	1	22	0	0	27	2	54
		Cases	0	2	1	7	0	0	13	2	18
BATH	0112210 SEXUAL ABUSE, 1ST DEGREE, VICTIM U/12 YEARS OF AGE	Charges	0	0	0	0	0	0	1	0	1

Considerations:

- * These statistics represent a snapshot in time.
- * A case may consist of one or multiple charges. The distinct count on cases counts the case only once.
- * Counts of cases do not necessarily represent counts of unique individuals.



**Specified Charges Disposed by Disposition Type
(1/1/2019-12/31/2019) Statewide by County**

DISTRICT		Count	Acquitted	Amended	Convicted	Dismissed	Diverted	FTA / FTV / AP	Indictment	Other	Total
BATH	0112210 SEXUAL ABUSE, 1ST DEGREE, VICTIM U/12 YEARS OF	Cases	0	0	0	0	0	0	1	0	1
	County Total	Charges	0	0	0	0	0	0	1	0	1
		Cases	0	0	0	0	0	0	1	0	1
BELL	0109900 RAPE, 1ST DEGREE	Charges	0	0	0	1	0	0	1	0	2
		Cases	0	0	0	1	0	0	1	0	2
	0111620 RAPE-2ND DEGREE-NO FORCE	Charges	0	0	0	0	0	0	1	0	1
		Cases	0	0	0	0	0	0	1	0	1
	0111650 RAPE, 3RD DEGREE	Charges	0	0	0	1	0	0	1	0	2
		Cases	0	0	0	1	0	0	1	0	2
	0111680 RAPE, 2ND DEGREE (INTELLECTUAL DISABILITY)	Charges	0	0	0	0	0	0	1	0	1
		Cases	0	0	0	0	0	0	1	0	1
	0111800 SODOMY, 1ST DEGREE	Charges	0	0	0	0	0	0	1	0	1
		Cases	0	0	0	0	0	0	1	0	1
	0111801 ATT SODOMY, 1ST DEGREE	Charges	0	0	0	1	0	0	0	0	1
		Cases	0	0	0	1	0	0	0	0	1
	0111860 SODOMY, 1ST DEGREE, VICTIM U/12 YEARS OF AGE	Charges	0	0	0	0	0	0	1	0	1
		Cases	0	0	0	0	0	0	1	0	1
	0112020 SODOMY-2ND DEGREE	Charges	0	0	0	0	0	0	2	0	2
		Cases	0	0	0	0	0	0	2	0	2
	0112080 SODOMY, 2ND DEGREE (INTELLECTUAL DISABILITY)	Charges	0	0	0	0	0	0	1	0	1
		Cases	0	0	0	0	0	0	1	0	1
0112200 SEXUAL ABUSE, 1ST DEGREE	Charges	0	0	0	1	0	0	4	0	5	
	Cases	0	0	0	1	0	0	4	0	5	

Considerations:

- * These statistics represent a snapshot in time.
- * A case may consist of one or multiple charges. The distinct count on cases counts the case only once.
- * Counts of cases do not necessarily represent counts of unique individuals.



**Specified Charges Disposed by Disposition Type
(1/1/2019-12/31/2019) Statewide by County**

DISTRICT		Count	Acquitted	Amended	Convicted	Dismissed	Diverted	FTA / FTV / AP	Indictment	Other	Total	
BOONE	0372200 USE OF MINOR UNDER 18 IN A SEXUAL PERFORMANCE	Charges	0	0	0	0	0	0	1	0	1	
		Cases	0	0	0	0	0	0	1	0	1	
	County Total	Charges	0	3	1	3	0	0	15	0	22	
		Cases	0	2	1	3	0	0	4	0	9	
BOURBON	0017120 SEXUAL MISCONDUCT-SPOUSE	Charges	0	0	0	0	0	0	0	1	1	
		Cases	0	0	0	0	0	0	0	1	1	
	0109900 RAPE, 1ST DEGREE	Charges	0	1	0	0	0	0	0	0	0	1
		Cases	0	1	0	0	0	0	0	0	0	1
	0109901 ATT RAPE, 1ST DEGREE	Charges	0	0	0	0	0	0	1	0	0	1
		Cases	0	0	0	0	0	0	1	0	0	1
	0109920 RAPE, 1ST DEGREE - DOMESTIC VIOLENCE	Charges	0	0	0	1	0	0	0	0	0	1
		Cases	0	0	0	1	0	0	0	0	0	1
	0111650 RAPE, 3RD DEGREE	Charges	0	0	0	0	0	0	0	0	1	1
		Cases	0	0	0	0	0	0	0	0	1	1
	0112200 SEXUAL ABUSE, 1ST DEGREE	Charges	0	0	0	0	0	0	1	0	0	1
		Cases	0	0	0	0	0	0	1	0	0	1
	0112210 SEXUAL ABUSE, 1ST DEGREE, VICTIM U/12 YEARS OF AGE	Charges	0	0	0	0	0	0	1	0	0	1
		Cases	0	0	0	0	0	0	1	0	0	1
	County Total	Charges	0	1	0	1	0	0	3	2	7	
		Cases	0	1	0	1	0	0	3	2	6	

Considerations:

- * These statistics represent a snapshot in time.
- * A case may consist of one or multiple charges. The distinct count on cases counts the case only once.
- * Counts of cases do not necessarily represent counts of unique individuals.



**Specified Charges Disposed by Disposition Type
(1/1/2019-12/31/2019) Statewide by County**

DISTRICT		Count	Acquitted	Amended	Convicted	Dismissed	Diverted	FTA / FTV / AP	Indictment	Other	Total
BOYD	0109900 RAPE, 1ST DEGREE	Charges	0	0	0	2	0	0	0	0	2
		Cases	0	0	0	2	0	0	0	0	2
	0109920 RAPE, 1ST DEGREE - DOMESTIC VIOLENCE	Charges	0	0	0	0	0	0	1	0	1
		Cases	0	0	0	0	0	0	1	0	1
	0111650 RAPE, 3RD DEGREE	Charges	0	0	0	0	0	0	1	0	1
		Cases	0	0	0	0	0	0	1	0	1
	County Total	Charges	0	0	0	2	0	0	2	0	4
		Cases	0	0	0	2	0	0	2	0	4
BOYLE	0111650 RAPE, 3RD DEGREE	Charges	0	0	0	0	0	0	1	0	1
		Cases	0	0	0	0	0	0	1	0	1
	0112050 SODOMY, 3RD DEGREE	Charges	0	1	0	0	0	0	0	0	1
		Cases	0	1	0	0	0	0	0	0	1
	0112080 SODOMY, 2ND DEGREE (INTELLECTUAL DISABILITY)	Charges	0	0	0	0	0	0	1	0	1
		Cases	0	0	0	0	0	0	1	0	1
	0112220 SEXUAL ABUSE, 2ND DEGREE	Charges	0	0	0	1	0	0	0	0	1
		Cases	0	0	0	1	0	0	0	0	1
	0360500 INCEST	Charges	0	1	0	0	0	0	0	0	1
		Cases	0	1	0	0	0	0	0	0	1
	0360510 INCEST – FORCIBLE COMPULSION/INCAPABLE OF CONSENT OR U/18	Charges	0	0	0	0	0	0	1	0	1
		Cases	0	0	0	0	0	0	1	0	1
	0372180 USE OF A MINOR U/16 IN A SEX PERFORMANCE	Charges	0	0	0	1	0	0	0	0	1
		Cases	0	0	0	1	0	0	0	0	1

Considerations:

- * These statistics represent a snapshot in time.
- * A case may consist of one or multiple charges. The distinct count on cases counts the case only once.
- * Counts of cases do not necessarily represent counts of unique individuals.



**Specified Charges Disposed by Disposition Type
(1/1/2019-12/31/2019) Statewide by County**

DISTRICT		Count	Acquitted	Amended	Convicted	Dismissed	Diverted	FTA / FTV / AP	Indictment	Other	Total
BOYLE	0381100 UNLAWFUL TRANSACTION W/MINOR 1ST DEG ILL SEX ACT, U/18	Charges	0	0	0	0	0	0	1	0	1
		Cases	0	0	0	0	0	0	1	0	1
	0381120 UNLAWFUL TRANSACTION W/MINOR 1ST DEG ILL SEX ACT, U/16	Charges	0	0	0	0	0	0	2	0	2
		Cases	0	0	0	0	0	0	2	0	2
	County Total	Charges	0	2	0	2	0	0	6	0	10
		Cases	0	1	0	2	0	0	3	0	3
BRACKEN	0017090 SEXUAL ABUSE - 3RD DEGREE	Charges	0	0	0	1	0	0	0	0	1
		Cases	0	0	0	1	0	0	0	0	1
	0109900 RAPE, 1ST DEGREE	Charges	0	0	0	0	0	0	1	0	1
		Cases	0	0	0	0	0	0	1	0	1
	0111800 SODOMY, 1ST DEGREE	Charges	0	0	0	0	0	0	1	0	1
		Cases	0	0	0	0	0	0	1	0	1
	County Total	Charges	0	0	0	1	0	0	2	0	3
		Cases	0	0	0	1	0	0	1	0	2
BREATHITT	0112220 SEXUAL ABUSE, 2ND DEGREE	Charges	0	0	0	0	0	0	1	0	1
		Cases	0	0	0	0	0	0	1	0	1
	County Total	Charges	0	0	0	0	0	0	1	0	1
		Cases	0	0	0	0	0	0	1	0	1
BULLITT	0017090 SEXUAL ABUSE - 3RD DEGREE	Charges	0	1	1	0	0	0	0	0	2
		Cases	0	1	1	0	0	0	0	0	2
	0109900 RAPE, 1ST DEGREE	Charges	0	0	0	0	0	0	2	0	2
		Cases	0	0	0	0	0	0	2	0	2

Considerations:

- * These statistics represent a snapshot in time.
- * A case may consist of one or multiple charges. The distinct count on cases counts the case only once.
- * Counts of cases do not necessarily represent counts of unique individuals.



**Specified Charges Disposed by Disposition Type
(1/1/2019-12/31/2019) Statewide by County**

DISTRICT		Count	Acquitted	Amended	Convicted	Dismissed	Diverted	FTA / FTV / AP	Indictment	Other	Total	
BULLITT	0109940 RAPE, 1ST DEGREE - INCAPABLE OF CONSENT/PHYSICALLY HELPLESS	Charges	0	0	0	0	0	0	1	0	1	
		Cases	0	0	0	0	0	0	1	0	1	
	0111620 RAPE-2ND DEGREE-NO FORCE	Charges	0	1	0	0	0	0	0	0	1	
		Cases	0	1	0	0	0	0	0	0	1	
	0111800 SODOMY, 1ST DEGREE	Charges	0	0	0	0	0	0	1	0	1	
		Cases	0	0	0	0	0	0	1	0	1	
	0112020 SODOMY-2ND DEGREE	Charges	0	0	0	0	0	0	1	0	1	
		Cases	0	0	0	0	0	0	1	0	1	
	0112050 SODOMY, 3RD DEGREE	Charges	0	0	0	1	0	0	0	0	1	
		Cases	0	0	0	1	0	0	0	0	1	
	0112080 SODOMY, 2ND DEGREE (INTELLECTUAL DISABILITY)	Charges	0	0	0	0	0	0	1	0	1	
		Cases	0	0	0	0	0	0	1	0	1	
	0112200 SEXUAL ABUSE, 1ST DEGREE	Charges	0	0	0	1	0	0	2	0	3	
		Cases	0	0	0	1	0	0	2	0	3	
	0112210 SEXUAL ABUSE, 1ST DEGREE, VICTIM U/12 YEARS OF AGE	Charges	0	0	0	0	0	0	1	0	1	
		Cases	0	0	0	0	0	0	1	0	1	
	County Total		Charges	0	2	1	2	0	0	9	0	14
			Cases	0	2	1	2	0	0	7	0	12
BUTLER	0017090 SEXUAL ABUSE - 3RD DEGREE	Charges	0	0	0	0	0	0	1	0	1	
		Cases	0	0	0	0	0	0	1	0	1	
	0109900 RAPE, 1ST DEGREE	Charges	0	0	0	0	0	0	1	0	1	
		Cases	0	0	0	0	0	0	1	0	1	

Considerations:

- * These statistics represent a snapshot in time.
- * A case may consist of one or multiple charges. The distinct count on cases counts the case only once.
- * Counts of cases do not necessarily represent counts of unique individuals.



**Specified Charges Disposed by Disposition Type
(1/1/2019-12/31/2019) Statewide by County**

DISTRICT		Count	Acquitted	Amended	Convicted	Dismissed	Diverted	FTA / FTV / AP	Indictment	Other	Total	
BUTLER	0112200 SEXUAL ABUSE, 1ST DEGREE	Charges	0	0	0	0	0	0	0	1	1	
		Cases	0	0	0	0	0	0	0	1	1	
	County Total	Charges	0	0	0	0	0	0	2	1	3	
		Cases	0	0	0	0	0	0	2	1	3	
CALLOWAY	0109940 RAPE, 1ST DEGREE - INCAPABLE OF CONSENT/PHYSICALLY HELPLESS	Charges	0	0	0	1	0	0	0	0	1	
		Cases	0	0	0	1	0	0	0	0	1	
	0109960 RAPE, 1ST DEGREE, VICTIM U/12 YEARS OF AGE	Charges	0	0	0	0	0	0	5	0	5	
		Cases	0	0	0	0	0	0	1	0	1	
	0111860 SODOMY, 1ST DEGREE, VICTIM U/12 YEARS OF AGE	Charges	0	0	0	0	0	0	1	0	1	
		Cases	0	0	0	0	0	0	1	0	1	
	0112200 SEXUAL ABUSE, 1ST DEGREE	Charges	0	0	0	1	0	0	0	0	1	
		Cases	0	0	0	1	0	0	0	0	1	
	County Total	Charges	0	0	0	2	0	0	6	0	8	
		Cases	0	0	0	2	0	0	1	0	3	
	CAMPBELL	0017080 *OBS* SEXUAL ABUSE - 2ND DEGREE	Charges	0	1	0	0	0	0	0	0	1
			Cases	0	1	0	0	0	0	0	0	1
0017090 SEXUAL ABUSE - 3RD DEGREE		Charges	0	1	1	0	0	0	1	0	3	
		Cases	0	1	1	0	0	0	1	0	3	
0109940 RAPE, 1ST DEGREE - INCAPABLE OF CONSENT/PHYSICALLY HELPLESS		Charges	0	0	0	0	0	0	1	0	1	
		Cases	0	0	0	0	0	0	1	0	1	
0109960 RAPE, 1ST DEGREE, VICTIM U/12 YEARS OF AGE		Charges	0	0	0	0	0	0	2	0	2	
		Cases	0	0	0	0	0	0	2	0	2	

Considerations:

- * These statistics represent a snapshot in time.
- * A case may consist of one or multiple charges. The distinct count on cases counts the case only once.
- * Counts of cases do not necessarily represent counts of unique individuals.



**Specified Charges Disposed by Disposition Type
(1/1/2019-12/31/2019) Statewide by County**

DISTRICT		Count	Acquitted	Amended	Convicted	Dismissed	Diverted	FTA / FTV / AP	Indictment	Other	Total
CAMPBELL	0109960 RAPE, 1ST DEGREE, VICTIM U/12 YEARS OF AGE	Cases	0	0	0	0	0	0	1	0	1
	0111800 SODOMY, 1ST DEGREE	Charges	0	0	0	0	0	0	1	0	1
		Cases	0	0	0	0	0	0	1	0	1
	0111860 SODOMY, 1ST DEGREE, VICTIM U/12 YEARS OF AGE	Charges	0	0	0	0	0	0	2	0	2
		Cases	0	0	0	0	0	0	1	0	1
	0112020 SODOMY-2ND DEGREE	Charges	0	0	0	0	0	0	0	1	1
		Cases	0	0	0	0	0	0	0	1	1
	0112200 SEXUAL ABUSE, 1ST DEGREE	Charges	0	0	0	0	0	0	2	0	2
		Cases	0	0	0	0	0	0	1	0	1
	0112210 SEXUAL ABUSE, 1ST DEGREE, VICTIM U/12 YEARS OF AGE	Charges	0	0	0	2	0	0	5	0	7
		Cases	0	0	0	1	0	0	3	0	3
	0360510 INCEST – FORCIBLE COMPULSION/INCAPABLE OF CONSENT OR U/18	Charges	0	0	0	0	0	0	0	1	1
		Cases	0	0	0	0	0	0	0	1	1
	0360520 INCEST – VICTIM U/12 YOA OR SERIOUS PHYSICAL INJURY	Charges	0	0	0	1	0	0	0	0	1
		Cases	0	0	0	1	0	0	0	0	1
0372180 USE OF A MINOR U/16 IN A SEX PERFORMANCE	Charges	0	0	0	0	0	0	2	0	2	
	Cases	0	0	0	0	0	0	1	0	1	
County Total	Charges	0	2	1	3	0	0	16	2	24	
	Cases	0	2	1	2	0	0	6	1	10	
CARROLL	0017090 SEXUAL ABUSE - 3RD DEGREE	Charges	0	1	0	0	0	0	0	0	1
		Cases	0	1	0	0	0	0	0	0	1
	0112200 SEXUAL ABUSE, 1ST DEGREE	Charges	0	0	0	3	0	0	2	0	5

Considerations:

- * These statistics represent a snapshot in time.
- * A case may consist of one or multiple charges. The distinct count on cases counts the case only once.
- * Counts of cases do not necessarily represent counts of unique individuals.



**Specified Charges Disposed by Disposition Type
(1/1/2019-12/31/2019) Statewide by County**

DISTRICT		Count	Acquitted	Amended	Convicted	Dismissed	Diverted	FTA / FTV / AP	Indictment	Other	Total	
CARROLL	0112200 SEXUAL ABUSE, 1ST DEGREE	Cases	0	0	0	1	0	0	1	0	1	
	County Total	Charges	0	1	0	3	0	0	2	0	6	
		Cases	0	1	0	1	0	0	1	0	2	
CARTER	0017090 SEXUAL ABUSE - 3RD DEGREE	Charges	0	1	0	0	0	0	0	0	1	
		Cases	0	1	0	0	0	0	0	0	0	1
	0111800 SODOMY, 1ST DEGREE	Charges	0	0	0	1	0	0	0	0	0	1
		Cases	0	0	0	1	0	0	0	0	0	1
	0111860 SODOMY, 1ST DEGREE, VICTIM U/12 YEARS OF AGE	Charges	0	0	0	2	0	0	0	0	0	2
		Cases	0	0	0	2	0	0	0	0	0	2
	0112200 SEXUAL ABUSE, 1ST DEGREE	Charges	0	0	0	0	0	0	2	0	0	2
		Cases	0	0	0	0	0	0	2	0	0	2
	0112210 SEXUAL ABUSE, 1ST DEGREE, VICTIM U/12 YEARS OF AGE	Charges	0	1	0	0	0	0	0	0	0	1
		Cases	0	1	0	0	0	0	0	0	0	1
	0112220 SEXUAL ABUSE, 2ND DEGREE	Charges	0	0	0	1	0	0	0	0	0	1
		Cases	0	0	0	1	0	0	0	0	0	1
	0360520 INCEST – VICTIM U/12 YOA OR SERIOUS PHYSICAL INJURY	Charges	0	0	0	1	0	0	0	0	0	1
		Cases	0	0	0	1	0	0	0	0	0	1
	County Total	Charges	0	2	0	5	0	0	2	2	0	9
	Cases	0	2	0	3	0	0	2	0	0	5	
CASEY	0017090 SEXUAL ABUSE - 3RD DEGREE	Charges	0	0	1	0	0	0	0	0	1	
		Cases	0	0	1	0	0	0	0	0	0	1
	County Total	Charges	0	0	1	0	0	0	0	0	1	

Considerations:

- * These statistics represent a snapshot in time.
- * A case may consist of one or multiple charges. The distinct count on cases counts the case only once.
- * Counts of cases do not necessarily represent counts of unique individuals.



**Specified Charges Disposed by Disposition Type
(1/1/2019-12/31/2019) Statewide by County**

		Cases	0	0	1	0	0	0	0	0	1
CHRISTIAN	0017090 SEXUAL ABUSE - 3RD DEGREE	Charges	0	0	0	1	0	0	0	0	1
		Cases	0	0	0	1	0	0	0	0	1
	0017100 SEXUAL MISCONDUCT	Charges	0	0	0	1	0	0	1	0	2
		Cases	0	0	0	1	0	0	1	0	2
	0109900 RAPE, 1ST DEGREE	Charges	0	0	0	0	0	0	4	0	4
		Cases	0	0	0	0	0	0	4	0	4
	0109901 ATT RAPE, 1ST DEGREE	Charges	0	0	0	1	0	0	0	0	1
		Cases	0	0	0	1	0	0	0	0	1
	0109940 RAPE, 1ST DEGREE - INCAPABLE OF CONSENT/PHYSICALLY HELPLESS	Charges	0	0	0	0	0	0	1	0	1
		Cases	0	0	0	0	0	0	1	0	1
	0111620 RAPE-2ND DEGREE-NO FORCE	Charges	0	0	0	0	0	0	1	0	1
		Cases	0	0	0	0	0	0	1	0	1
	0111621 ATT RAPE-2ND DEGREE-NO FORCE	Charges	0	1	0	0	0	0	0	0	1
		Cases	0	1	0	0	0	0	0	0	1
	0111650 RAPE, 3RD DEGREE	Charges	0	0	0	0	0	0	2	0	2
		Cases	0	0	0	0	0	0	2	0	2
	0111800 SODOMY, 1ST DEGREE	Charges	0	1	0	0	0	0	2	0	3
		Cases	0	1	0	0	0	0	1	0	2
	0111820 SODOMY, 1ST DEGREE, DOMESTIC VIOLENCE	Charges	0	1	0	0	0	0	0	0	1
		Cases	0	1	0	0	0	0	0	0	1
0112050 SODOMY, 3RD DEGREE	Charges	0	0	0	0	0	0	1	0	1	
	Cases	0	0	0	0	0	0	1	0	1	
0112200 SEXUAL ABUSE, 1ST DEGREE	Charges	0	1	0	1	0	0	2	0	4	
	Cases	0	1	0	1	0	0	2	0	4	
0112210 SEXUAL ABUSE, 1ST DEGREE, VICTIM U/12 YEARS OF AGE	Charges	0	0	0	0	0	0	4	0	4	
	Cases	0	0	0	0	0	0	3	0	3	

Considerations:

- * These statistics represent a snapshot in time.
- * A case may consist of one or multiple charges. The distinct count on cases counts the case only once.
- * Counts of cases do not necessarily represent counts of unique individuals.



**Specified Charges Disposed by Disposition Type
(1/1/2019-12/31/2019) Statewide by County**

DISTRICT		Count	Acquitted	Amended	Convicted	Dismissed	Diverted	FTA / FTV / AP	Indictment	Other	Total
CHRISTIAN	0112220 SEXUAL ABUSE, 2ND DEGREE	Charges	0	1	0	2	0	0	0	0	3
		Cases	0	1	0	2	0	0	0	0	3
	0360510 INCEST – FORCIBLE COMPULSION/INCAPABLE OF CONSENT OR U/18	Charges	0	0	0	0	0	0	1	0	1
		Cases	0	0	0	0	0	0	1	0	1
	0360525 COMP INCEST – VICTIM U/12 YOA OR SERIOUS PHYSICAL INJURY	Charges	0	0	0	0	0	0	1	0	1
		Cases	0	0	0	0	0	0	1	0	1
	County Total	Charges	0	5	0	6	0	0	20	0	31
		Cases	0	5	0	6	0	0	14	0	22
CLARK	0017090 SEXUAL ABUSE - 3RD DEGREE	Charges	0	2	0	0	0	0	0	0	2
		Cases	0	2	0	0	0	0	0	0	2
	0017100 SEXUAL MISCONDUCT	Charges	0	0	1	0	0	0	0	0	1
		Cases	0	0	1	0	0	0	0	0	1
	0112200 SEXUAL ABUSE, 1ST DEGREE	Charges	0	0	0	0	0	0	1	0	1
		Cases	0	0	0	0	0	0	1	0	1
	County Total	Charges	0	2	1	0	0	0	1	0	4
		Cases	0	2	1	0	0	0	1	0	3
CLAY	0111650 RAPE, 3RD DEGREE	Charges	0	0	0	1	0	0	0	0	1
		Cases	0	0	0	1	0	0	0	0	1
	County Total	Charges	0	0	0	1	0	0	0	0	1
		Cases	0	0	0	1	0	0	0	0	1

Considerations:

- * These statistics represent a snapshot in time.
- * A case may consist of one or multiple charges. The distinct count on cases counts the case only once.
- * Counts of cases do not necessarily represent counts of unique individuals.



**Specified Charges Disposed by Disposition Type
(1/1/2019-12/31/2019) Statewide by County**

DISTRICT		Count	Acquitted	Amended	Convicted	Dismissed	Diverted	FTA / FTV / AP	Indictment	Other	Total
CLINTON	0017100 SEXUAL MISCONDUCT	Charges	0	1	0	0	0	0	0	0	1
		Cases	0	1	0	0	0	0	0	0	1
	County Total	Charges	0	1	0	0	0	0	0	0	1
		Cases	0	1	0	0	0	0	0	0	1
CUMBERLAND	0017100 SEXUAL MISCONDUCT	Charges	0	0	0	1	6	0	0	0	7
		Cases	0	0	0	1	1	0	0	0	2
	0112200 SEXUAL ABUSE, 1ST DEGREE	Charges	0	0	0	0	0	0	1	0	1
		Cases	0	0	0	0	0	0	1	0	1
	0112210 SEXUAL ABUSE, 1ST DEGREE, VICTIM U/12 YEARS OF AGE	Charges	0	0	0	0	0	0	1	0	1
		Cases	0	0	0	0	0	0	1	0	1
	County Total	Charges	0	0	0	1	6	0	2	0	9
		Cases	0	0	0	1	1	0	2	0	3
DAVISS	0017090 SEXUAL ABUSE - 3RD DEGREE	Charges	0	1	0	3	0	1	0	0	5
		Cases	0	1	0	1	0	1	0	0	3
	0017100 SEXUAL MISCONDUCT	Charges	0	0	2	2	0	2	0	0	6
		Cases	0	0	2	1	0	1	0	0	4
	0109900 RAPE, 1ST DEGREE	Charges	0	0	0	0	0	0	1	0	1
		Cases	0	0	0	0	0	0	1	0	1
	0111620 RAPE-2ND DEGREE-NO FORCE	Charges	0	1	0	1	0	0	1	0	3
		Cases	0	1	0	1	0	0	1	0	2
	0111650 RAPE, 3RD DEGREE	Charges	0	0	0	0	0	0	1	0	1
		Cases	0	0	0	0	0	0	1	0	1

Considerations:

- * These statistics represent a snapshot in time.
- * A case may consist of one or multiple charges. The distinct count on cases counts the case only once.
- * Counts of cases do not necessarily represent counts of unique individuals.



**Specified Charges Disposed by Disposition Type
(1/1/2019-12/31/2019) Statewide by County**

DISTRICT		Count	Acquitted	Amended	Convicted	Dismissed	Diverted	FTA / FTV / AP	Indictment	Other	Total	
DAVISS	0111800 SODOMY, 1ST DEGREE	Charges	0	1	0	0	0	0	2	0	3	
		Cases	0	1	0	0	0	0	1	0	1	
	0112200 SEXUAL ABUSE, 1ST DEGREE	Charges	0	0	0	0	0	0	1	0	1	
		Cases	0	0	0	0	0	0	1	0	1	
	0112210 SEXUAL ABUSE, 1ST DEGREE, VICTIM U/12 YEARS OF AGE	Charges	0	0	0	0	0	0	1	0	1	
		Cases	0	0	0	0	0	0	1	0	1	
	0112220 SEXUAL ABUSE, 2ND DEGREE	Charges	0	0	2	0	0	0	0	0	2	
		Cases	0	0	1	0	0	0	0	0	1	
	0372180 USE OF A MINOR U/16 IN A SEX PERFORMANCE	Charges	0	0	0	0	0	0	12	0	12	
		Cases	0	0	0	0	0	0	3	0	3	
	0381120 UNLAWFUL TRANSACTION W/MINOR 1ST DEG ILL SEX ACT, U/16	Charges	0	0	0	0	0	0	1	0	1	
		Cases	0	0	0	0	0	0	1	0	1	
	County Total		Charges	0	3	4	6	0	3	20	0	36
			Cases	0	3	3	3	0	2	7	0	16
ESTILL	0111620 RAPE-2ND DEGREE-NO FORCE	Charges	0	0	0	0	0	0	2	0	2	
		Cases	0	0	0	0	0	0	1	0	1	
	0111650 RAPE, 3RD DEGREE	Charges	0	0	0	0	0	0	3	0	3	
		Cases	0	0	0	0	0	0	1	0	1	
	0112020 SODOMY-2ND DEGREE	Charges	0	0	0	3	0	0	1	0	4	
		Cases	0	0	0	1	0	0	1	0	1	
	0112050 SODOMY, 3RD DEGREE	Charges	0	0	0	0	0	0	2	0	2	
		Cases	0	0	0	0	0	0	1	0	1	

Considerations:

- * These statistics represent a snapshot in time.
- * A case may consist of one or multiple charges. The distinct count on cases counts the case only once.
- * Counts of cases do not necessarily represent counts of unique individuals.



**Specified Charges Disposed by Disposition Type
(1/1/2019-12/31/2019) Statewide by County**

DISTRICT		Count	Acquitted	Amended	Convicted	Dismissed	Diverted	FTA / FTV / AP	Indictment	Other	Total	
ESTILL	0112200 SEXUAL ABUSE, 1ST DEGREE	Charges	0	0	0	0	0	0	3	0	3	
		Cases	0	0	0	0	0	0	2	0	2	
	0381120 UNLAWFUL TRANSACTION W/MINOR 1ST DEG ILL SEX ACT, U/16	Charges	0	0	0	4	0	0	1	0	5	
		Cases	0	0	0	1	0	0	1	0	1	
	County Total		Charges	0	0	0	7	0	0	12	0	19
			Cases	0	0	0	1	0	0	3	0	3
FAYETTE	0017090 SEXUAL ABUSE - 3RD DEGREE	Charges	0	4	1	5	0	1	1	0	12	
		Cases	0	4	1	5	0	1	1	0	12	
	0017100 SEXUAL MISCONDUCT	Charges	0	0	1	1	0	0	0	0	2	
		Cases	0	0	1	1	0	0	0	0	2	
	0109900 RAPE, 1ST DEGREE	Charges	0	0	0	1	0	0	11	1	13	
		Cases	0	0	0	1	0	0	9	1	11	
	0109901 ATT RAPE, 1ST DEGREE	Charges	0	0	0	0	0	0	1	0	1	
		Cases	0	0	0	0	0	0	1	0	1	
	0109920 RAPE, 1ST DEGREE - DOMESTIC VIOLENCE	Charges	0	0	0	0	0	0	1	0	1	
		Cases	0	0	0	0	0	0	1	0	1	
	0109940 RAPE, 1ST DEGREE - INCAPABLE OF CONSENT/PHYSICALLY HELPLESS	Charges	0	1	0	0	0	0	0	1	2	
		Cases	0	1	0	0	0	0	0	1	2	
	0109951 ATT RAPE, 1ST - INCAP OF CONSENT/PHYS HELPLESS/SERIOUS INJURY	Charges	0	0	0	0	0	0	1	0	1	
		Cases	0	0	0	0	0	0	1	0	1	
	0109960 RAPE, 1ST DEGREE, VICTIM U/12 YEARS OF AGE	Charges	0	0	0	0	0	0	1	0	1	
		Cases	0	0	0	0	0	0	1	0	1	

Considerations:

- * These statistics represent a snapshot in time.
- * A case may consist of one or multiple charges. The distinct count on cases counts the case only once.
- * Counts of cases do not necessarily represent counts of unique individuals.



**Specified Charges Disposed by Disposition Type
(1/1/2019-12/31/2019) Statewide by County**

DISTRICT		Count	Acquitted	Amended	Convicted	Dismissed	Diverted	FTA / FTV / AP	Indictment	Other	Total
FAYETTE	0111620 RAPE-2ND DEGREE-NO FORCE	Charges	0	0	0	0	0	0	1	0	1
		Cases	0	0	0	0	0	0	1	0	1
	0111650 RAPE, 3RD DEGREE	Charges	0	0	0	1	0	1	2	0	4
		Cases	0	0	0	1	0	1	2	0	4
	0111800 SODOMY, 1ST DEGREE	Charges	0	0	0	0	0	0	4	0	4
		Cases	0	0	0	0	0	0	4	0	4
	0111860 SODOMY, 1ST DEGREE, VICTIM U/12 YEARS OF AGE	Charges	0	0	0	0	0	0	5	0	5
		Cases	0	0	0	0	0	0	4	0	4
	0112050 SODOMY, 3RD DEGREE	Charges	0	0	0	0	0	0	1	3	4
		Cases	0	0	0	0	0	0	1	1	2
	0112200 SEXUAL ABUSE, 1ST DEGREE	Charges	0	0	0	0	0	0	6	8	14
		Cases	0	0	0	0	0	0	5	3	8
	0112201 ATT SEXUAL ABUSE, 1ST DEGREE	Charges	0	0	0	0	0	0	0	1	1
		Cases	0	0	0	0	0	0	0	1	1
	0112210 SEXUAL ABUSE, 1ST DEGREE, VICTIM U/12 YEARS OF AGE	Charges	0	1	0	0	0	0	20	1	22
		Cases	0	1	0	0	0	0	7	1	8
	0112220 SEXUAL ABUSE, 2ND DEGREE	Charges	0	1	0	0	0	0	0	0	1
		Cases	0	1	0	0	0	0	0	0	1
	0372180 USE OF A MINOR U/16 IN A SEX PERFORMANCE	Charges	0	0	0	1	0	0	0	0	1
		Cases	0	0	0	1	0	0	0	0	1
County Total		Charges	0	7	2	9	0	2	55	15	90
		Cases	0	7	2	9	0	2	30	6	53

Considerations:

- * These statistics represent a snapshot in time.
- * A case may consist of one or multiple charges. The distinct count on cases counts the case only once.
- * Counts of cases do not necessarily represent counts of unique individuals.



**Specified Charges Disposed by Disposition Type
(1/1/2019-12/31/2019) Statewide by County**

DISTRICT		Count	Acquitted	Amended	Convicted	Dismissed	Diverted	FTA / FTV / AP	Indictment	Other	Total	
FLOYD	0017090 SEXUAL ABUSE - 3RD DEGREE	Charges	0	0	0	2	0	0	0	0	2	
		Cases	0	0	0	2	0	0	0	0	2	
	0017100 SEXUAL MISCONDUCT	Charges	0	0	0	1	0	0	0	0	1	
		Cases	0	0	0	1	0	0	0	0	1	
	0109900 RAPE, 1ST DEGREE	Charges	0	0	0	1	0	0	0	0	1	
		Cases	0	0	0	1	0	0	0	0	1	
	County Total	Charges	0	0	0	4	0	0	0	0	0	4
		Cases	0	0	0	4	0	0	0	0	0	4
	FRANKLIN	0017090 SEXUAL ABUSE - 3RD DEGREE	Charges	0	0	0	2	0	0	0	0	2
			Cases	0	0	0	2	0	0	0	0	2
0112050 SODOMY, 3RD DEGREE		Charges	0	0	0	0	0	0	1	0	1	
		Cases	0	0	0	0	0	0	1	0	1	
0112210 SEXUAL ABUSE, 1ST DEGREE, VICTIM U/12 YEARS OF AGE		Charges	0	0	0	0	0	0	1	0	1	
		Cases	0	0	0	0	0	0	1	0	1	
0112220 SEXUAL ABUSE, 2ND DEGREE		Charges	0	1	0	1	0	0	0	0	2	
		Cases	0	1	0	1	0	0	0	0	2	
0372180 USE OF A MINOR U/16 IN A SEX PERFORMANCE		Charges	0	0	0	1	0	0	0	0	1	
		Cases	0	0	0	1	0	0	0	0	1	
0381120 UNLAWFUL TRANSACTION W/MINOR 1ST DEG ILL SEX ACT, U/16		Charges	0	0	0	0	0	0	0	1	1	
		Cases	0	0	0	0	0	0	0	1	1	
County Total		Charges	0	1	0	4	0	0	2	1	8	
		Cases	0	1	0	4	0	0	2	1	8	

Considerations:

- * These statistics represent a snapshot in time.
- * A case may consist of one or multiple charges. The distinct count on cases counts the case only once.
- * Counts of cases do not necessarily represent counts of unique individuals.



**Specified Charges Disposed by Disposition Type
(1/1/2019-12/31/2019) Statewide by County**

DISTRICT		Count	Acquitted	Amended	Convicted	Dismissed	Diverted	FTA / FTV / AP	Indictment	Other	Total	
FULTON	0109900 RAPE, 1ST DEGREE	Charges	0	0	0	0	0	0	1	0	1	
		Cases	0	0	0	0	0	0	1	0	1	
	0112080 SODOMY, 2ND DEGREE (INTELLECTUAL DISABILITY)	Charges	0	0	0	0	0	0	1	0	1	
		Cases	0	0	0	0	0	0	1	0	1	
	0112200 SEXUAL ABUSE, 1ST DEGREE	Charges	0	0	0	0	0	0	1	0	1	
		Cases	0	0	0	0	0	0	1	0	1	
	0112210 SEXUAL ABUSE, 1ST DEGREE, VICTIM U/12 YEARS OF AGE	Charges	0	0	0	2	0	0	1	0	3	
		Cases	0	0	0	1	0	0	1	0	1	
	0381120 UNLAWFUL TRANSACTION W/MINOR 1ST DEG ILL SEX ACT, U/16	Charges	0	0	0	0	0	0	2	0	2	
		Cases	0	0	0	0	0	0	2	0	2	
	0381140 UNLAWFUL TRANSACTION W/MINOR 1ST DEG ILL SEX ACT, PHYS INJ	Charges	0	0	0	0	0	0	1	0	1	
		Cases	0	0	0	0	0	0	1	0	1	
	County Total		Charges	0	0	0	2	0	0	7	0	9
			Cases	0	0	0	1	0	0	4	0	4
GALLATIN	0381100 UNLAWFUL TRANSACTION W/MINOR 1ST DEG ILL SEX ACT, U/18	Charges	0	0	0	1	0	0	0	0	1	
		Cases	0	0	0	1	0	0	0	0	1	
	County Total		Charges	0	0	0	1	0	0	0	0	1
			Cases	0	0	0	1	0	0	0	0	1
GARRARD	0017100 SEXUAL MISCONDUCT	Charges	0	1	0	1	0	0	0	0	2	
		Cases	0	1	0	1	0	0	0	0	1	
	0112200 SEXUAL ABUSE, 1ST DEGREE	Charges	0	1	0	0	0	0	0	0	1	
		Cases	0	1	0	0	0	0	0	0	1	

Considerations:

- * These statistics represent a snapshot in time.
- * A case may consist of one or multiple charges. The distinct count on cases counts the case only once.
- * Counts of cases do not necessarily represent counts of unique individuals.



**Specified Charges Disposed by Disposition Type
(1/1/2019-12/31/2019) Statewide by County**

DISTRICT		Count	Acquitted	Amended	Convicted	Dismissed	Diverted	FTA / FTV / AP	Indictment	Other	Total
GARRARD	0112200 SEXUAL ABUSE, 1ST DEGREE	Cases	0	1	0	0	0	0	0	0	1
	County Total	Charges	0	2	0	1	0	0	0	0	3
		Cases	0	1	0	1	0	0	0	0	1
GRANT	0111650 RAPE, 3RD DEGREE	Charges	0	0	0	0	0	0	4	0	4
		Cases	0	0	0	0	0	0	1	0	1
	0112050 SODOMY, 3RD DEGREE	Charges	0	0	0	0	0	0	4	0	4
		Cases	0	0	0	0	0	0	1	0	1
	County Total	Charges	0	0	0	0	0	0	8	0	8
	Cases	0	0	0	0	0	0	1	0	1	
GRAVES	0017090 SEXUAL ABUSE - 3RD DEGREE	Charges	0	0	0	1	0	0	1	0	2
		Cases	0	0	0	1	0	0	1	0	2
	0017100 SEXUAL MISCONDUCT	Charges	0	0	1	1	0	0	0	0	2
		Cases	0	0	1	1	0	0	0	0	2
	0109901 ATT RAPE, 1ST DEGREE	Charges	0	0	0	1	0	0	0	0	1
		Cases	0	0	0	1	0	0	0	0	1
	0109920 RAPE, 1ST DEGREE - DOMESTIC VIOLENCE	Charges	0	0	0	0	0	0	2	0	2
		Cases	0	0	0	0	0	0	2	0	2
	0109940 RAPE, 1ST DEGREE - INCAPABLE OF CONSENT/PHYSICALLY HELPLESS	Charges	0	0	0	1	0	0	0	0	1
		Cases	0	0	0	1	0	0	0	0	1
	0109960 RAPE, 1ST DEGREE, VICTIM U/12 YEARS OF AGE	Charges	0	0	0	0	0	0	9	0	9
		Cases	0	0	0	0	0	0	3	0	3
	0111610 RAPE, 2ND DEGREE (MENTALLY INCAPACITATED)	Charges	0	0	0	0	0	0	1	0	1

Considerations:

- * These statistics represent a snapshot in time.
- * A case may consist of one or multiple charges. The distinct count on cases counts the case only once.
- * Counts of cases do not necessarily represent counts of unique individuals.



**Specified Charges Disposed by Disposition Type
(1/1/2019-12/31/2019) Statewide by County**

		Cases	0	0	0	0	0	0	1	0	1
0111620 RAPE-2ND DEGREE-NO FORCE		Charges	0	0	0	0	0	0	3	0	3
		Cases	0	0	0	0	0	0	2	0	2
0111820 SODOMY, 1ST DEGREE, DOMESTIC VIOLENCE		Charges	0	0	0	0	0	0	1	0	1
		Cases	0	0	0	0	0	0	1	0	1
0111860 SODOMY, 1ST DEGREE, VICTIM U/12 YEARS OF AGE		Charges	0	0	0	0	0	0	4	0	4
		Cases	0	0	0	0	0	0	4	0	4
0112010 SODOMY 2ND DEGREE (MENTALLY INCAPACITED)		Charges	0	0	0	0	0	0	1	0	1
		Cases	0	0	0	0	0	0	1	0	1
0112020 SODOMY-2ND DEGREE		Charges	0	0	0	0	0	0	2	0	2
		Cases	0	0	0	0	0	0	1	0	1
0112200 SEXUAL ABUSE, 1ST DEGREE		Charges	0	1	0	1	0	0	4	0	6
		Cases	0	1	0	1	0	0	2	0	4
0112210 SEXUAL ABUSE, 1ST DEGREE, VICTIM U/12 YEARS OF AGE		Charges	0	0	0	0	0	0	28	0	28
		Cases	0	0	0	0	0	0	4	0	4
0360500 INCEST		Charges	0	0	0	0	0	0	2	0	2
		Cases	0	0	0	0	0	0	2	0	2
0372180 USE OF A MINOR U/16 IN A SEX PERFORMANCE		Charges	0	0	0	0	0	0	1	0	1
		Cases	0	0	0	0	0	0	1	0	1
0381100 UNLAWFUL TRANSACTION W/MINOR 1ST DEG ILL SEX ACT, U/18		Charges	0	0	0	0	0	0	1	0	1
		Cases	0	0	0	0	0	0	1	0	1
0381120 UNLAWFUL TRANSACTION W/MINOR 1ST DEG ILL SEX ACT, U/16		Charges	0	0	0	1	0	0	1	0	2
		Cases	0	0	0	1	0	0	1	0	2
County Total		Charges	0	1	1	6	0	0	61	0	69
		Cases	0	1	1	6	0	0	19	0	25
GRAYSON	0017080 *OBS* SEXUAL ABUSE - 2ND DEGREE	Charges									
			0	0	0	2	0	0	0	3	5

Considerations:

- * These statistics represent a snapshot in time.
- * A case may consist of one or multiple charges. The distinct count on cases counts the case only once.
- * Counts of cases do not necessarily represent counts of unique individuals.



**Specified Charges Disposed by Disposition Type
(1/1/2019-12/31/2019) Statewide by County**

DISTRICT		Count	Acquitted	Amended	Convicted	Dismissed	Diverted	FTA / FTV / AP	Indictment	Other	Total
GRAYSON	0017080 *OBS* SEXUAL ABUSE - 2ND DEGREE	Cases	0	0	0	1	0	0	0	1	2
	0017090 SEXUAL ABUSE - 3RD DEGREE	Charges	0	0	1	0	0	0	0	0	1
		Cases	0	0	1	0	0	0	0	0	1
	0109901 ATT RAPE, 1ST DEGREE	Charges	0	0	0	0	0	0	1	0	1
		Cases	0	0	0	0	0	0	1	0	1
	0111620 RAPE-2ND DEGREE-NO FORCE	Charges	0	0	0	0	0	0	1	0	1
		Cases	0	0	0	0	0	0	1	0	1
	0111840 SODOMY, 1ST DEGREE - INCAPABLE OF CONSENT/PHYSICALLY HELPLES	Charges	0	0	0	0	0	0	1	0	1
		Cases	0	0	0	0	0	0	1	0	1
	0111845 COMP SODOMY, 1ST DEGREE - INCAPABLE OF CONSENT/PHYSICALLY HELPLES	Charges	0	0	0	0	0	0	1	0	1
		Cases	0	0	0	0	0	0	1	0	1
	0111860 SODOMY, 1ST DEGREE, VICTIM U/12 YEARS OF AGE	Charges	0	0	0	0	0	0	3	0	3
		Cases	0	0	0	0	0	0	1	0	1
	0112200 SEXUAL ABUSE, 1ST DEGREE	Charges	0	0	0	0	0	0	3	0	3
		Cases	0	0	0	0	0	0	1	0	1
	0112220 SEXUAL ABUSE, 2ND DEGREE	Charges	0	0	2	0	0	0	0	0	2
		Cases	0	0	1	0	0	0	0	0	1
	0360500 INCEST	Charges	0	0	0	0	0	0	2	0	2
		Cases	0	0	0	0	0	0	1	0	1
	0381120 UNLAWFUL TRANSACTION W/MINOR 1ST DEG ILL SEX ACT, U/16	Charges	0	0	0	0	0	0	1	0	1

Considerations:

- * These statistics represent a snapshot in time.
- * A case may consist of one or multiple charges. The distinct count on cases counts the case only once.
- * Counts of cases do not necessarily represent counts of unique individuals.



**Specified Charges Disposed by Disposition Type
(1/1/2019-12/31/2019) Statewide by County**

DISTRICT		Count	Acquitted	Amended	Convicted	Dismissed	Diverted	FTA / FTV / AP	Indictment	Other	Total
GRAYSON	0381120 UNLAWFUL TRANSACTION W/MINOR 1ST DEG ILL S	Cases	0	0	0	0	0	0	1	0	1
	County Total	Charges	0	0	3	2	0	0	13	3	21
		Cases	0	0	2	1	0	0	6	1	10
GREEN	0017100 SEXUAL MISCONDUCT	Charges	0	0	0	2	0	0	0	0	2
		Cases	0	0	0	2	0	0	0	0	2
	0111650 RAPE, 3RD DEGREE	Charges	0	1	0	0	0	0	0	0	1
		Cases	0	1	0	0	0	0	0	0	1
	0111680 RAPE, 2ND DEGREE (INTELLECTUAL DISABILITY)	Charges	0	1	0	0	0	0	0	0	1
		Cases	0	1	0	0	0	0	0	0	1
	0112200 SEXUAL ABUSE, 1ST DEGREE	Charges	0	0	0	0	0	0	3	0	3
		Cases	0	0	0	0	0	0	1	0	1
	0360510 INCEST – FORCIBLE COMPULSION/INCAPABLE OF CONSENT OR U/18	Charges	0	0	0	0	0	0	2	0	2
		Cases	0	0	0	0	0	0	2	0	2
	0381120 UNLAWFUL TRANSACTION W/MINOR 1ST DEG ILL SEX ACT, U/16	Charges	0	0	0	0	0	0	1	0	1
		Cases	0	0	0	0	0	0	1	0	1
County Total	Charges	0	2	0	2	0	0	6	0	10	
	Cases	0	1	0	2	0	0	3	0	5	
GREENUP	0017100 SEXUAL MISCONDUCT	Charges	0	0	1	0	0	0	0	0	1
		Cases	0	0	1	0	0	0	0	0	1
	0109900 RAPE, 1ST DEGREE	Charges	0	0	0	0	0	0	1	0	1
		Cases	0	0	0	0	0	0	1	0	1
	0109905 COMP RAPE, 1ST DEGREE	Charges	0	0	0	0	0	0	1	0	1

Considerations:

- * These statistics represent a snapshot in time.
- * A case may consist of one or multiple charges. The distinct count on cases counts the case only once.
- * Counts of cases do not necessarily represent counts of unique individuals.



**Specified Charges Disposed by Disposition Type
(1/1/2019-12/31/2019) Statewide by County**

		Cases	0	0	0	0	0	0	1	0	1
0111800 SODOMY, 1ST DEGREE		Charges	0	0	0	0	0	0	2	0	2
		Cases	0	0	0	0	0	0	2	0	2
0112020 SODOMY-2ND DEGREE		Charges	0	0	0	0	0	0	1	0	1
		Cases	0	0	0	0	0	0	1	0	1
0112200 SEXUAL ABUSE, 1ST DEGREE		Charges	0	0	0	0	0	0	1	0	1
		Cases	0	0	0	0	0	0	1	0	1
0112205 COMP SEXUAL ABUSE, 1ST DEGREE		Charges	0	0	0	0	0	0	1	0	1
		Cases	0	0	0	0	0	0	1	0	1
0112210 SEXUAL ABUSE, 1ST DEGREE, VICTIM U/12 YEARS OF AGE		Charges	0	0	0	0	0	0	1	0	1
		Cases	0	0	0	0	0	0	1	0	1
0112215 COMP SEXUAL ABUSE, 1ST DEGREE, VICTIM U/12 YEARS OF AGE		Charges	0	1	0	0	0	0	0	0	1
		Cases	0	1	0	0	0	0	0	0	1
0360500 INCEST		Charges	0	0	0	0	0	0	2	0	2
		Cases	0	0	0	0	0	0	1	0	1
0360510 INCEST – FORCIBLE COMPULSION/INCAPABLE OF CONSENT OR U/18		Charges	0	0	0	0	0	0	1	0	1
		Cases	0	0	0	0	0	0	1	0	1
0360515 COMP INCEST – FORCIBLE COMPULSION/INCAPABLE OF CONSENT OR U/18		Charges	0	0	0	0	0	0	1	0	1
		Cases	0	0	0	0	0	0	1	0	1
County Total		Charges	0	1	1	0	0	0	12	0	14
		Cases	0	1	1	0	0	0	6	0	8
HANCOCK	0112050 SODOMY, 3RD DEGREE	Charges	0	0	0	0	0	0	1	0	1
		Cases	0	0	0	0	0	0	1	0	1
0112200 SEXUAL ABUSE, 1ST DEGREE		Charges	0	0	0	0	0	0	4	0	4
		Cases	0	0	0	0	0	0	2	0	2
0112210 SEXUAL ABUSE, 1ST DEGREE, VICTIM U/12 YEARS OF AGE		Charges	0	0	0	0	0	0	3	0	3

Considerations:

- * These statistics represent a snapshot in time.
- * A case may consist of one or multiple charges. The distinct count on cases counts the case only once.
- * Counts of cases do not necessarily represent counts of unique individuals.



**Specified Charges Disposed by Disposition Type
(1/1/2019-12/31/2019) Statewide by County**

DISTRICT		Count	Acquitted	Amended	Convicted	Dismissed	Diverted	FTA / FTV / AP	Indictment	Other	Total	
HANCOCK	0112210 SEXUAL ABUSE, 1ST DEGREE, VICTIM U/12 YEARS OF	Cases	0	0	0	0	0	0	2	0	2	
	0112220 SEXUAL ABUSE, 2ND DEGREE	Charges	0	1	0	0	0	0	0	0	1	
		Cases	0	1	0	0	0	0	0	0	1	
	0381100 UNLAWFUL TRANSACTION W/MINOR 1ST DEG ILL SEX ACT, U/18	Charges	0	0	0	0	0	0	1	0	1	
		Cases	0	0	0	0	0	0	1	0	1	
	0381120 UNLAWFUL TRANSACTION W/MINOR 1ST DEG ILL SEX ACT, U/16	Charges	0	0	0	0	0	0	1	0	1	
		Cases	0	0	0	0	0	0	1	0	1	
	County Total	Charges	0	1	0	0	0	0	10	0	11	
		Cases	0	1	0	0	0	0	5	0	6	
	HARDIN	0017090 SEXUAL ABUSE - 3RD DEGREE	Charges	0	0	2	0	0	0	0	0	2
Cases			0	0	2	0	0	0	0	0	2	
0109900 RAPE, 1ST DEGREE		Charges	0	0	0	0	0	0	2	0	2	
		Cases	0	0	0	0	0	0	2	0	2	
0109960 RAPE, 1ST DEGREE, VICTIM U/12 YEARS OF AGE		Charges	0	0	0	0	0	0	1	0	1	
		Cases	0	0	0	0	0	0	1	0	1	
0111650 RAPE, 3RD DEGREE		Charges	0	0	0	0	0	0	3	0	3	
		Cases	0	0	0	0	0	0	2	0	2	
0111800 SODOMY, 1ST DEGREE		Charges	0	0	0	0	0	0	2	0	2	
		Cases	0	0	0	0	0	0	2	0	2	
0111820 SODOMY, 1ST DEGREE, DOMESTIC VIOLENCE		Charges	0	0	0	0	0	0	1	0	1	
		Cases	0	0	0	0	0	0	1	0	1	
0111840 SODOMY, 1ST DEGREE - INCAPABLE OF CONSENT/PHYSICALLY HELPLES		Charges										
			0	0	0	0	0	0	2	0	2	

Considerations:

- * These statistics represent a snapshot in time.
- * A case may consist of one or multiple charges. The distinct count on cases counts the case only once.
- * Counts of cases do not necessarily represent counts of unique individuals.



**Specified Charges Disposed by Disposition Type
(1/1/2019-12/31/2019) Statewide by County**

DISTRICT		Count	Acquitted	Amended	Convicted	Dismissed	Diverted	FTA / FTV / AP	Indictment	Other	Total
HARDIN	0111840 SODOMY, 1ST DEGREE - INCAPABLE OF CONSENT/P	Cases	0	0	0	0	0	0	2	0	2
	0111860 SODOMY, 1ST DEGREE, VICTIM U/12 YEARS OF AGE	Charges	0	0	0	0	0	0	1	0	1
		Cases	0	0	0	0	0	0	1	0	1
	0112200 SEXUAL ABUSE, 1ST DEGREE	Charges	0	0	0	1	0	0	2	0	3
		Cases	0	0	0	1	0	0	2	0	3
	0112210 SEXUAL ABUSE, 1ST DEGREE, VICTIM U/12 YEARS OF AGE	Charges	0	0	0	1	0	0	4	0	5
		Cases	0	0	0	1	0	0	3	0	4
	0360510 INCEST – FORCIBLE COMPULSION/INCAPABLE OF CONSENT OR U/18	Charges	0	0	0	0	0	0	1	0	1
		Cases	0	0	0	0	0	0	1	0	1
	0372180 USE OF A MINOR U/16 IN A SEX PERFORMANCE	Charges	0	0	0	9	0	0	10	0	19
		Cases	0	0	0	1	0	0	1	0	2
	0372181 ATT USE OF A MINOR U/16 IN A SEX PERFORMANCE	Charges	0	0	0	0	0	0	2	0	2
		Cases	0	0	0	0	0	0	2	0	2
	0372200 USE OF MINOR UNDER 18 IN A SEXUAL PERFORMANCE	Charges	0	0	0	50	0	0	0	0	50
		Cases	0	0	0	1	0	0	0	0	1
County Total		Charges	0	0	2	61	0	0	31	0	94
		Cases	0	0	2	3	0	0	14	0	19
HARLAN	0109960 RAPE, 1ST DEGREE, VICTIM U/12 YEARS OF AGE	Charges	0	0	0	0	0	0	0	1	1
		Cases	0	0	0	0	0	0	0	1	1
	0111620 RAPE-2ND DEGREE-NO FORCE	Charges	0	0	0	3	0	0	0	0	3
		Cases	0	0	0	3	0	0	0	0	3
	0111650 RAPE, 3RD DEGREE	Charges									
			0	0	0	1	0	0	1	0	2

Considerations:

- * These statistics represent a snapshot in time.
- * A case may consist of one or multiple charges. The distinct count on cases counts the case only once.
- * Counts of cases do not necessarily represent counts of unique individuals.



**Specified Charges Disposed by Disposition Type
(1/1/2019-12/31/2019) Statewide by County**

DISTRICT		Count	Acquitted	Amended	Convicted	Dismissed	Diverted	FTA / FTV / AP	Indictment	Other	Total
HARLAN	0111650 RAPE, 3RD DEGREE	Cases	0	0	0	1	0	0	1	0	2
	0111800 SODOMY, 1ST DEGREE	Charges	0	0	0	0	0	0	1	0	1
		Cases	0	0	0	0	0	0	1	0	1
	0111860 SODOMY, 1ST DEGREE, VICTIM U/12 YEARS OF AGE	Charges	0	0	0	0	0	0	0	1	1
		Cases	0	0	0	0	0	0	0	1	1
	0112020 SODOMY-2ND DEGREE	Charges	0	0	0	3	0	0	0	0	3
		Cases	0	0	0	3	0	0	0	0	3
	0112200 SEXUAL ABUSE, 1ST DEGREE	Charges	0	0	0	0	0	0	3	0	3
		Cases	0	0	0	0	0	0	3	0	3
	0360510 INCEST – FORCIBLE COMPULSION/INCAPABLE OF CONSENT OR U/18	Charges	0	0	0	0	0	0	0	1	1
		Cases	0	0	0	0	0	0	0	1	1
	0381120 UNLAWFUL TRANSACTION W/MINOR 1ST DEG ILL SEX ACT, U/16	Charges	0	0	0	0	0	0	1	0	1
		Cases	0	0	0	0	0	0	1	0	1
	County Total		Charges	0	0	0	7	0	0	6	3
		Cases	0	0	0	4	0	0	5	1	10
HARRISON	0109900 RAPE, 1ST DEGREE	Charges	0	0	0	0	0	0	2	0	2
		Cases	0	0	0	0	0	0	2	0	2
	0109901 ATT RAPE, 1ST DEGREE	Charges	0	0	0	1	0	0	0	0	1
		Cases	0	0	0	1	0	0	0	0	1
	0109905 COMP RAPE, 1ST DEGREE	Charges	0	0	0	0	0	0	1	0	1
		Cases	0	0	0	0	0	0	1	0	1
	0111650 RAPE, 3RD DEGREE	Charges	0	0	0	1	0	0	0	1	2

Considerations:

- * These statistics represent a snapshot in time.
- * A case may consist of one or multiple charges. The distinct count on cases counts the case only once.
- * Counts of cases do not necessarily represent counts of unique individuals.



**Specified Charges Disposed by Disposition Type
(1/1/2019-12/31/2019) Statewide by County**

DISTRICT		Count	Acquitted	Amended	Convicted	Dismissed	Diverted	FTA / FTV / AP	Indictment	Other	Total
HARRISON	0111650 RAPE, 3RD DEGREE	Cases	0	0	0	1	0	0	0	1	2
	0111800 SODOMY, 1ST DEGREE	Charges	0	0	0	0	0	0	1	0	1
		Cases	0	0	0	0	0	0	1	0	1
	0111805 COMP SODOMY, 1ST DEGREE	Charges	0	0	0	0	0	0	1	0	1
		Cases	0	0	0	0	0	0	1	0	1
	0112050 SODOMY, 3RD DEGREE	Charges	0	0	0	0	0	0	0	1	1
		Cases	0	0	0	0	0	0	0	1	1
	0112200 SEXUAL ABUSE, 1ST DEGREE	Charges	0	0	0	1	0	0	2	0	3
		Cases	0	0	0	1	0	0	2	0	3
	0372200 USE OF MINOR UNDER 18 IN A SEXUAL PERFORMANCE	Charges	0	0	0	0	0	0	0	1	1
		Cases	0	0	0	0	0	0	0	1	1
	County Total	Charges	0	0	0	3	0	0	7	3	13
	Cases	0	0	0	3	0	0	5	1	9	
HART	0112200 SEXUAL ABUSE, 1ST DEGREE	Charges	0	0	0	1	0	0	1	0	2
		Cases	0	0	0	1	0	0	1	0	2
	0112220 SEXUAL ABUSE, 2ND DEGREE	Charges	0	0	0	0	0	0	1	0	1
		Cases	0	0	0	0	0	0	1	0	1
	0381120 UNLAWFUL TRANSACTION W/MINOR 1ST DEG ILL SEX ACT, U/16	Charges	0	0	0	0	0	0	1	0	1
		Cases	0	0	0	0	0	0	1	0	1
	County Total	Charges	0	0	0	1	0	0	3	0	4
	Cases	0	0	0	1	0	0	2	0	3	

Considerations:

- * These statistics represent a snapshot in time.
- * A case may consist of one or multiple charges. The distinct count on cases counts the case only once.
- * Counts of cases do not necessarily represent counts of unique individuals.



**Specified Charges Disposed by Disposition Type
(1/1/2019-12/31/2019) Statewide by County**

DISTRICT		Count	Acquitted	Amended	Convicted	Dismissed	Diverted	FTA / FTV / AP	Indictment	Other	Total
HENDERSON	0109900 RAPE, 1ST DEGREE	Charges	0	0	0	0	0	0	3	0	3
		Cases	0	0	0	0	0	0	3	0	3
	0111650 RAPE, 3RD DEGREE	Charges	0	0	0	0	0	0	2	0	2
		Cases	0	0	0	0	0	0	2	0	2
	0111800 SODOMY, 1ST DEGREE	Charges	0	0	0	0	0	0	2	0	2
		Cases	0	0	0	0	0	0	2	0	2
	0111820 SODOMY, 1ST DEGREE, DOMESTIC VIOLENCE	Charges	0	0	0	0	0	0	1	0	1
		Cases	0	0	0	0	0	0	1	0	1
	0111860 SODOMY, 1ST DEGREE, VICTIM U/12 YEARS OF AGE	Charges	0	0	0	0	0	0	2	0	2
		Cases	0	0	0	0	0	0	2	0	2
	0112020 SODOMY-2ND DEGREE	Charges	0	0	0	0	0	0	0	1	1
		Cases	0	0	0	0	0	0	0	1	1
	0112050 SODOMY, 3RD DEGREE	Charges	0	0	0	0	0	0	1	0	1
		Cases	0	0	0	0	0	0	1	0	1
	0112200 SEXUAL ABUSE, 1ST DEGREE	Charges	0	0	0	0	0	0	1	1	2
		Cases	0	0	0	0	0	0	1	1	2
0112210 SEXUAL ABUSE, 1ST DEGREE, VICTIM U/12 YEARS OF AGE	Charges	0	0	0	0	0	0	4	0	4	
	Cases	0	0	0	0	0	0	4	0	4	
County Total		Charges	0	0	0	0	0	0	16	2	18
		Cases	0	0	0	0	0	0	14	1	15
HENRY	0111860 SODOMY, 1ST DEGREE, VICTIM U/12 YEARS OF AGE	Charges	0	0	0	0	0	0	1	0	1
		Cases	0	0	0	0	0	0	1	0	1

Considerations:

- * These statistics represent a snapshot in time.
- * A case may consist of one or multiple charges. The distinct count on cases counts the case only once.
- * Counts of cases do not necessarily represent counts of unique individuals.



**Specified Charges Disposed by Disposition Type
(1/1/2019-12/31/2019) Statewide by County**

DISTRICT		Count	Acquitted	Amended	Convicted	Dismissed	Diverted	FTA / FTV / AP	Indictment	Other	Total	
HENRY	0112200 SEXUAL ABUSE, 1ST DEGREE	Charges	0	0	0	0	0	0	1	0	1	
		Cases	0	0	0	0	0	0	1	0	1	
	0112210 SEXUAL ABUSE, 1ST DEGREE, VICTIM U/12 YEARS OF AGE	Charges	0	0	0	0	0	0	3	0	3	
		Cases	0	0	0	0	0	0	1	0	1	
	County Total		Charges	0	0	0	0	0	0	5	0	5
			Cases	0	0	0	0	0	0	2	0	2
HOPKINS	0017090 SEXUAL ABUSE - 3RD DEGREE	Charges	0	1	1	1	0	0	0	0	3	
		Cases	0	1	1	1	0	0	0	0	3	
	0017100 SEXUAL MISCONDUCT	Charges	0	0	0	4	0	0	0	0	4	
		Cases	0	0	0	1	0	0	0	0	1	
	0109900 RAPE, 1ST DEGREE	Charges	0	0	0	1	0	0	0	0	1	
		Cases	0	0	0	1	0	0	0	0	1	
	0111650 RAPE, 3RD DEGREE	Charges	0	0	0	0	0	0	2	0	2	
		Cases	0	0	0	0	0	0	1	0	1	
	0111860 SODOMY, 1ST DEGREE, VICTIM U/12 YEARS OF AGE	Charges	0	0	0	0	0	0	1	0	1	
		Cases	0	0	0	0	0	0	1	0	1	
	0112050 SODOMY, 3RD DEGREE	Charges	0	0	0	0	0	0	2	0	2	
		Cases	0	0	0	0	0	0	1	0	1	
	0112200 SEXUAL ABUSE, 1ST DEGREE	Charges	0	1	0	0	0	0	1	0	2	
		Cases	0	1	0	0	0	0	1	0	2	
	0112210 SEXUAL ABUSE, 1ST DEGREE, VICTIM U/12 YEARS OF AGE	Charges	0	0	0	0	0	0	6	0	6	
		Cases	0	0	0	0	0	0	4	0	4	

Considerations:

- * These statistics represent a snapshot in time.
- * A case may consist of one or multiple charges. The distinct count on cases counts the case only once.
- * Counts of cases do not necessarily represent counts of unique individuals.



**Specified Charges Disposed by Disposition Type
(1/1/2019-12/31/2019) Statewide by County**

DISTRICT		Count	Acquitted	Amended	Convicted	Dismissed	Diverted	FTA / FTV / AP	Indictment	Other	Total
HOPKINS	0112211 ATT SEXUAL ABUSE, 1ST DEGREE, VICTIM U/12 YEARS OF AGE	Charges	0	0	0	0	0	0	1	0	1
		Cases	0	0	0	0	0	0	1	0	1
	0112220 SEXUAL ABUSE, 2ND DEGREE	Charges	0	1	1	1	0	0	0	0	3
		Cases	0	1	1	1	0	0	0	0	3
	0372180 USE OF A MINOR U/16 IN A SEX PERFORMANCE	Charges	0	0	0	0	0	0	1	0	1
		Cases	0	0	0	0	0	0	1	0	1
County Total	Charges	0	3	2	7	0	0	14	0	26	
	Cases	0	3	2	4	0	0	7	0	16	
JACKSON	0017100 SEXUAL MISCONDUCT	Charges	0	0	1	0	0	0	0	0	1
		Cases	0	0	1	0	0	0	0	0	1
	0112220 SEXUAL ABUSE, 2ND DEGREE	Charges	0	0	1	0	0	0	0	0	1
		Cases	0	0	1	0	0	0	0	0	1
	County Total	Charges	0	0	2	0	0	0	0	0	2
		Cases	0	0	1	0	0	0	0	0	1
JEFFERSON	0017090 SEXUAL ABUSE - 3RD DEGREE	Charges	0	7	4	4	0	0	0	0	15
		Cases	0	7	4	4	0	0	0	0	15
	0017100 SEXUAL MISCONDUCT	Charges	0	0	3	3	0	0	0	0	6
		Cases	0	0	3	3	0	0	0	0	6
	0017101 ATT SEXUAL MISCONDUCT	Charges	0	0	0	1	0	0	0	0	1
		Cases	0	0	0	1	0	0	0	0	1
	0109900 RAPE, 1ST DEGREE	Charges	0	1	0	2	0	0	14	0	17
		Cases	0	1	0	2	0	0	13	0	16

Considerations:

- * These statistics represent a snapshot in time.
- * A case may consist of one or multiple charges. The distinct count on cases counts the case only once.
- * Counts of cases do not necessarily represent counts of unique individuals.



**Specified Charges Disposed by Disposition Type
(1/1/2019-12/31/2019) Statewide by County**

DISTRICT		Count	Acquitted	Amended	Convicted	Dismissed	Diverted	FTA / FTV / AP	Indictment	Other	Total
JEFFERSON	0109910 RAPE, 1ST DEGREE W/SERIOUS PHYSICAL INJURY	Charges	0	0	0	0	0	0	1	0	1
		Cases	0	0	0	0	0	0	1	0	1
	0109920 RAPE, 1ST DEGREE - DOMESTIC VIOLENCE	Charges	0	0	0	1	0	0	3	0	4
		Cases	0	0	0	1	0	0	3	0	4
	0109930 RAPE, 1ST DEGREE - DOMESTIC VIOLENCE W/SERIOUS PHYSICAL INJU	Charges	0	0	0	0	0	0	2	0	2
		Cases	0	0	0	0	0	0	2	0	2
	0109940 RAPE, 1ST DEGREE - INCAPABLE OF CONSENT/PHYSICALLY HELPLESS	Charges	0	0	0	0	0	0	1	0	1
		Cases	0	0	0	0	0	0	1	0	1
	0109960 RAPE, 1ST DEGREE, VICTIM U/12 YEARS OF AGE	Charges	0	0	0	0	0	0	2	0	2
		Cases	0	0	0	0	0	0	2	0	2
	0110310 *OBS* RAPE-1ST DEGREE-STRONGARM	Charges	0	0	0	0	0	0	1	0	1
		Cases	0	0	0	0	0	0	1	0	1
	0111650 RAPE, 3RD DEGREE	Charges	0	0	0	0	0	0	1	0	1
		Cases	0	0	0	0	0	0	1	0	1
	0111800 SODOMY, 1ST DEGREE	Charges	0	0	0	0	0	0	9	0	9
		Cases	0	0	0	0	0	0	8	0	8
	0111820 SODOMY, 1ST DEGREE, DOMESTIC VIOLENCE	Charges	0	0	0	1	0	0	1	0	2
		Cases	0	0	0	1	0	0	1	0	2
	0112050 SODOMY, 3RD DEGREE	Charges	0	0	0	0	0	0	2	0	2
		Cases	0	0	0	0	0	0	2	0	2
0112200 SEXUAL ABUSE, 1ST DEGREE	Charges	0	6	0	1	0	0	6	0	13	
	Cases	0	6	0	1	0	0	6	0	13	

Considerations:

- * These statistics represent a snapshot in time.
- * A case may consist of one or multiple charges. The distinct count on cases counts the case only once.
- * Counts of cases do not necessarily represent counts of unique individuals.



**Specified Charges Disposed by Disposition Type
(1/1/2019-12/31/2019) Statewide by County**

DISTRICT		Count	Acquitted	Amended	Convicted	Dismissed	Diverted	FTA / FTV / AP	Indictment	Other	Total	
JEFFERSON	0112201 ATT SEXUAL ABUSE, 1ST DEGREE	Charges	0	0	1	0	0	0	0	0	1	
		Cases	0	0	1	0	0	0	0	0	1	
	0112220 SEXUAL ABUSE, 2ND DEGREE	Charges	0	1	0	0	0	0	0	0	1	
		Cases	0	1	0	0	0	0	0	0	1	
	0360510 INCEST – FORCIBLE COMPULSION/INCAPABLE OF CONSENT OR U/18	Charges	0	0	0	0	0	0	1	0	1	
		Cases	0	0	0	0	0	0	1	0	1	
	0372180 USE OF A MINOR U/16 IN A SEX PERFORMANCE	Charges	0	0	0	0	0	0	2	0	2	
		Cases	0	0	0	0	0	0	2	0	2	
	0381120 UNLAWFUL TRANSACTION W/MINOR 1ST DEG ILL SEX ACT, U/16	Charges	0	0	0	0	0	0	1	0	1	
		Cases	0	0	0	0	0	0	1	0	1	
	County Total		Charges	0	15	8	13	0	47	0	83	
			Cases	0	14	8	11	0	31	0	56	
	JESSAMINE	0017090 SEXUAL ABUSE - 3RD DEGREE	Charges	0	1	0	2	0	0	0	0	3
			Cases	0	1	0	2	0	0	0	0	3
0109960 RAPE, 1ST DEGREE, VICTIM U/12 YEARS OF AGE		Charges	0	0	0	0	0	0	0	1	1	
		Cases	0	0	0	0	0	0	0	1	1	
0111620 RAPE-2ND DEGREE-NO FORCE		Charges	0	0	0	0	0	0	2	0	2	
		Cases	0	0	0	0	0	0	2	0	2	
0111800 SODOMY, 1ST DEGREE		Charges	0	0	0	0	0	0	1	0	1	
		Cases	0	0	0	0	0	0	1	0	1	
0111820 SODOMY, 1ST DEGREE, DOMESTIC VIOLENCE		Charges	0	0	0	0	0	0	1	0	1	
		Cases	0	0	0	0	0	0	1	0	1	

Considerations:

- * These statistics represent a snapshot in time.
- * A case may consist of one or multiple charges. The distinct count on cases counts the case only once.
- * Counts of cases do not necessarily represent counts of unique individuals.



**Specified Charges Disposed by Disposition Type
(1/1/2019-12/31/2019) Statewide by County**

DISTRICT		Count	Acquitted	Amended	Convicted	Dismissed	Diverted	FTA / FTV / AP	Indictment	Other	Total	
JESSAMINE	0112020 SODOMY-2ND DEGREE	Charges	0	0	0	0	0	0	2	0	2	
		Cases	0	0	0	0	0	0	2	0	2	
	0112050 SODOMY, 3RD DEGREE	Charges	0	1	0	0	0	0	0	0	1	
		Cases	0	1	0	0	0	0	0	0	1	
	0112200 SEXUAL ABUSE, 1ST DEGREE	Charges	0	0	0	0	0	0	3	0	3	
		Cases	0	0	0	0	0	0	3	0	3	
	0112210 SEXUAL ABUSE, 1ST DEGREE, VICTIM U/12 YEARS OF AGE	Charges	0	0	0	1	0	0	0	1	2	
		Cases	0	0	0	1	0	0	0	1	2	
	0360500 INCEST	Charges	0	0	0	0	0	0	1	0	1	
		Cases	0	0	0	0	0	0	1	0	1	
	County Total		Charges	0	2	0	3	0	10	2	17	
			Cases	0	2	0	3	0	5	1	10	
	KENTON	0017090 SEXUAL ABUSE - 3RD DEGREE	Charges	0	0	1	0	0	1	0	0	2
			Cases	0	0	1	0	0	1	0	0	2
0017100 SEXUAL MISCONDUCT		Charges	0	1	2	1	0	0	0	0	4	
		Cases	0	1	2	1	0	0	0	0	4	
0109900 RAPE, 1ST DEGREE		Charges	0	2	0	2	0	0	5	0	9	
		Cases	0	2	0	2	0	0	5	0	9	
0109920 RAPE, 1ST DEGREE - DOMESTIC VIOLENCE		Charges	0	1	0	0	0	0	0	0	1	
		Cases	0	1	0	0	0	0	0	0	1	
0111620 RAPE-2ND DEGREE-NO FORCE		Charges	0	1	0	0	0	0	2	0	3	
		Cases	0	1	0	0	0	0	2	0	3	

Considerations:

- * These statistics represent a snapshot in time.
- * A case may consist of one or multiple charges. The distinct count on cases counts the case only once.
- * Counts of cases do not necessarily represent counts of unique individuals.



**Specified Charges Disposed by Disposition Type
(1/1/2019-12/31/2019) Statewide by County**

DISTRICT		Count	Acquitted	Amended	Convicted	Dismissed	Diverted	FTA / FTV / AP	Indictment	Other	Total
KENTON	0111650 RAPE, 3RD DEGREE	Charges	0	0	0	1	0	0	1	0	2
		Cases	0	0	0	1	0	0	1	0	2
	0111800 SODOMY, 1ST DEGREE	Charges	0	0	0	1	0	0	3	0	4
		Cases	0	0	0	1	0	0	3	0	4
	0111860 SODOMY, 1ST DEGREE, VICTIM U/12 YEARS OF AGE	Charges	0	0	0	0	0	0	3	0	3
		Cases	0	0	0	0	0	0	2	0	2
	0112200 SEXUAL ABUSE, 1ST DEGREE	Charges	0	0	0	3	0	0	1	0	4
		Cases	0	0	0	3	0	0	1	0	4
	0112201 ATT SEXUAL ABUSE, 1ST DEGREE	Charges	0	0	1	0	0	0	0	0	1
		Cases	0	0	1	0	0	0	0	0	1
	0112210 SEXUAL ABUSE, 1ST DEGREE, VICTIM U/12 YEARS OF AGE	Charges	0	0	0	0	0	0	5	0	5
		Cases	0	0	0	0	0	0	3	0	3
	0112220 SEXUAL ABUSE, 2ND DEGREE	Charges	0	1	0	0	0	0	0	0	1
		Cases	0	1	0	0	0	0	0	0	1
County Total		Charges	0	6	4	8	0	1	20	0	39
		Cases	0	6	4	7	0	1	13	0	24
KNOX	0017080 *OBS* SEXUAL ABUSE - 2ND DEGREE	Charges	0	0	0	1	0	0	0	0	1
		Cases	0	0	0	1	0	0	0	0	1
	0109900 RAPE, 1ST DEGREE	Charges	0	0	0	2	0	0	1	0	3
		Cases	0	0	0	2	0	0	1	0	3
	0111650 RAPE, 3RD DEGREE	Charges	0	0	0	0	0	0	1	0	1
		Cases	0	0	0	0	0	0	1	0	1

Considerations:

- * These statistics represent a snapshot in time.
- * A case may consist of one or multiple charges. The distinct count on cases counts the case only once.
- * Counts of cases do not necessarily represent counts of unique individuals.



**Specified Charges Disposed by Disposition Type
(1/1/2019-12/31/2019) Statewide by County**

DISTRICT		Count	Acquitted	Amended	Convicted	Dismissed	Diverted	FTA / FTV / AP	Indictment	Other	Total	
KNOX	0111800 SODOMY, 1ST DEGREE	Charges	0	0	0	2	0	0	0	0	2	
		Cases	0	0	0	2	0	0	0	0	2	
	0112210 SEXUAL ABUSE, 1ST DEGREE, VICTIM U/12 YEARS OF AGE	Charges	0	0	0	0	0	0	1	0	1	
		Cases	0	0	0	0	0	0	1	0	1	
	0381100 UNLAWFUL TRANSACTION W/MINOR 1ST DEG ILL SEX ACT, U/18	Charges	0	0	0	0	0	0	1	0	1	
		Cases	0	0	0	0	0	0	1	0	1	
	County Total	Charges	0	0	0	5	0	0	4	0	9	
		Cases	0	0	0	3	0	0	3	0	6	
	LARUE	0111620 RAPE-2ND DEGREE-NO FORCE	Charges	0	0	0	0	0	0	3	0	3
			Cases	0	0	0	0	0	0	1	0	1
0111650 RAPE, 3RD DEGREE		Charges	0	0	0	0	0	0	2	0	2	
		Cases	0	0	0	0	0	0	2	0	2	
0112020 SODOMY-2ND DEGREE		Charges	0	0	0	0	0	0	10	0	10	
		Cases	0	0	0	0	0	0	1	0	1	
0112080 SODOMY, 2ND DEGREE (INTELLECTUAL DISABILITY)		Charges	0	10	0	0	0	0	0	0	10	
		Cases	0	1	0	0	0	0	0	0	1	
County Total		Charges	0	10	0	0	0	0	15	0	25	
		Cases	0	1	0	0	0	0	3	0	3	
LAUREL		0017090 SEXUAL ABUSE - 3RD DEGREE	Charges	0	0	0	1	0	0	0	0	1
			Cases	0	0	0	1	0	0	0	0	1
	0109900 RAPE, 1ST DEGREE	Charges	0	0	0	5	0	0	1	0	6	
		Cases	0	0	0	5	0	0	1	0	6	

Considerations:

- * These statistics represent a snapshot in time.
- * A case may consist of one or multiple charges. The distinct count on cases counts the case only once.
- * Counts of cases do not necessarily represent counts of unique individuals.



**Specified Charges Disposed by Disposition Type
(1/1/2019-12/31/2019) Statewide by County**

DISTRICT		Count	Acquitted	Amended	Convicted	Dismissed	Diverted	FTA / FTV / AP	Indictment	Other	Total
LAUREL	0109900 RAPE, 1ST DEGREE	Cases	0	0	0	5	0	0	1	0	6
	0109920 RAPE, 1ST DEGREE - DOMESTIC VIOLENCE	Charges	0	0	0	0	0	0	0	1	1
		Cases	0	0	0	0	0	0	0	1	1
	0111650 RAPE, 3RD DEGREE	Charges	0	0	0	4	0	0	1	0	5
		Cases	0	0	0	1	0	0	1	0	1
	0111800 SODOMY, 1ST DEGREE	Charges	0	0	0	1	0	0	1	0	2
		Cases	0	0	0	1	0	0	1	0	2
	0112050 SODOMY, 3RD DEGREE	Charges	0	0	0	0	0	0	1	0	1
		Cases	0	0	0	0	0	0	1	0	1
	0112200 SEXUAL ABUSE, 1ST DEGREE	Charges	0	0	0	1	0	0	2	0	3
Cases		0	0	0	1	0	0	2	0	3	
County Total	Charges	0	0	0	12	0	0	6	1	19	
	Cases	0	0	0	7	0	0	3	1	10	
LAWRENCE	0109900 RAPE, 1ST DEGREE	Charges	0	1	0	0	0	0	1	0	2
		Cases	0	1	0	0	0	0	1	0	1
	0111680 RAPE, 2ND DEGREE (INTELLECTUAL DISABILITY)	Charges	0	0	0	0	0	0	6	0	6
		Cases	0	0	0	0	0	0	1	0	1
	0112080 SODOMY, 2ND DEGREE (INTELLECTUAL DISABILITY)	Charges	0	0	0	0	0	0	1	0	1
		Cases	0	0	0	0	0	0	1	0	1
0360510 INCEST – FORCIBLE COMPULSION/INCAPABLE OF CONSENT OR U/18	Charges	0	0	0	0	0	0	1	0	1	

Considerations:

- * These statistics represent a snapshot in time.
- * A case may consist of one or multiple charges. The distinct count on cases counts the case only once.
- * Counts of cases do not necessarily represent counts of unique individuals.



**Specified Charges Disposed by Disposition Type
(1/1/2019-12/31/2019) Statewide by County**

DISTRICT		Count	Acquitted	Amended	Convicted	Dismissed	Diverted	FTA / FTV / AP	Indictment	Other	Total
LAWRENCE	0360510 INCEST – FORCIBLE COMPULSION/INCAPABLE OF C	Cases	0	0	0	0	0	0	1	0	1
	County Total	Charges	0	1	0	0	0	0	9	0	10
		Cases	0	1	0	0	0	0	3	0	3
LEE	0017090 SEXUAL ABUSE - 3RD DEGREE	Charges	0	0	1	0	0	0	0	0	1
		Cases	0	0	1	0	0	0	0	0	1
	County Total	Charges	0	0	1	0	0	0	0	0	1
		Cases	0	0	1	0	0	0	0	0	1
LESLIE	0112200 SEXUAL ABUSE, 1ST DEGREE	Charges	0	1	0	0	0	0	0	0	1
		Cases	0	1	0	0	0	0	0	0	1
	0112201 ATT SEXUAL ABUSE, 1ST DEGREE	Charges	0	0	0	1	0	0	0	0	1
		Cases	0	0	0	1	0	0	0	0	1
	County Total	Charges	0	1	0	1	0	0	0	0	2
		Cases	0	1	0	1	0	0	0	0	1
LETCHER	0017090 SEXUAL ABUSE - 3RD DEGREE	Charges	0	1	0	0	0	0	0	0	1
		Cases	0	1	0	0	0	0	0	0	0
	0109900 RAPE, 1ST DEGREE	Charges	0	0	0	0	0	0	2	0	2
		Cases	0	0	0	0	0	0	2	0	2
	0109960 RAPE, 1ST DEGREE, VICTIM U/12 YEARS OF AGE	Charges	0	0	0	0	0	0	1	0	1
		Cases	0	0	0	0	0	0	1	0	1
	0111650 RAPE, 3RD DEGREE	Charges	0	0	0	0	0	0	1	0	1
		Cases	0	0	0	0	0	0	1	0	1
0111800 SODOMY, 1ST DEGREE	Charges	0	0	0	0	0	0	2	0	2	

Considerations:

- * These statistics represent a snapshot in time.
- * A case may consist of one or multiple charges. The distinct count on cases counts the case only once.
- * Counts of cases do not necessarily represent counts of unique individuals.



**Specified Charges Disposed by Disposition Type
(1/1/2019-12/31/2019) Statewide by County**

		Cases	0	0	0	0	0	0	2	0	2
	0112050 SODOMY, 3RD DEGREE	Charges	0	0	0	0	0	0	1	0	1
		Cases	0	0	0	0	0	0	1	0	1
	0112200 SEXUAL ABUSE, 1ST DEGREE	Charges	0	0	0	0	0	0	3	0	3
		Cases	0	0	0	0	0	0	3	0	3
	0112204 FACL SEXUAL ABUSE, 1ST DEGREE	Charges	0	0	0	0	2	0	0	0	2
		Cases	0	0	0	0	2	0	0	0	2
	0112210 SEXUAL ABUSE, 1ST DEGREE, VICTIM U/12 YEARS OF AGE	Charges	0	0	0	0	0	0	1	0	1
		Cases	0	0	0	0	0	0	1	0	1
	County Total	Charges	0	1	0	0	2	0	11	0	14
		Cases	0	1	0	0	2	0	6	0	8
LEWIS	0109960 RAPE, 1ST DEGREE, VICTIM U/12 YEARS OF AGE	Charges	0	0	0	0	0	0	1	0	1
		Cases	0	0	0	0	0	0	1	0	1
	0111650 RAPE, 3RD DEGREE	Charges	0	0	0	0	0	0	0	1	1
		Cases	0	0	0	0	0	0	0	1	1
	0112200 SEXUAL ABUSE, 1ST DEGREE	Charges	0	0	0	0	0	0	1	1	2
		Cases	0	0	0	0	0	0	1	1	2
	County Total	Charges	0	0	0	0	0	0	2	2	4
		Cases	0	0	0	0	0	0	2	1	3
LINCOLN	0112200 SEXUAL ABUSE, 1ST DEGREE	Charges	0	0	0	0	0	0	1	0	1
		Cases	0	0	0	0	0	0	1	0	1
	County Total	Charges	0	0	0	0	0	0	1	0	1
		Cases	0	0	0	0	0	0	1	0	1
LIVINGSTON	0017100 SEXUAL MISCONDUCT	Charges	0	0	0	1	0	0	0	0	1
		Cases	0	0	0	1	0	0	0	0	1

Considerations:

- * These statistics represent a snapshot in time.
- * A case may consist of one or multiple charges. The distinct count on cases counts the case only once.
- * Counts of cases do not necessarily represent counts of unique individuals.



**Specified Charges Disposed by Disposition Type
(1/1/2019-12/31/2019) Statewide by County**

DISTRICT		Count	Acquitted	Amended	Convicted	Dismissed	Diverted	FTA / FTV / AP	Indictment	Other	Total
LIVINGSTON	0112210 SEXUAL ABUSE, 1ST DEGREE, VICTIM U/12 YEARS OF AGE	Charges	0	0	0	0	0	0	2	0	2
		Cases	0	0	0	0	0	0	1	0	1
	0372180 USE OF A MINOR U/16 IN A SEX PERFORMANCE	Charges	0	0	0	0	0	0	2	0	2
		Cases	0	0	0	0	0	0	1	0	1
	County Total	Charges	0	0	0	1	0	0	4	0	5
		Cases	0	0	0	1	0	0	1	0	2
LOGAN	0109900 RAPE, 1ST DEGREE	Charges	0	0	0	0	0	0	1	0	1
		Cases	0	0	0	0	0	0	1	0	1
	0111800 SODOMY, 1ST DEGREE	Charges	0	0	0	0	0	0	1	0	1
		Cases	0	0	0	0	0	0	1	0	1
	0112200 SEXUAL ABUSE, 1ST DEGREE	Charges	0	0	0	0	0	0	1	0	1
		Cases	0	0	0	0	0	0	1	0	1
	0112210 SEXUAL ABUSE, 1ST DEGREE, VICTIM U/12 YEARS OF AGE	Charges	0	0	0	0	0	0	3	0	3
		Cases	0	0	0	0	0	0	1	0	1
	0112220 SEXUAL ABUSE, 2ND DEGREE	Charges	0	0	1	0	0	0	0	0	1
		Cases	0	0	1	0	0	0	0	0	1
	County Total	Charges	0	0	1	0	0	0	6	0	7
		Cases	0	0	1	0	0	0	2	0	3
LYON	0111650 RAPE, 3RD DEGREE	Charges	0	0	0	0	0	0	2	0	2
		Cases	0	0	0	0	0	0	2	0	2
	0381120 UNLAWFUL TRANSACTION W/MINOR 1ST DEG ILL SEX ACT, U/16	Charges	0	0	0	0	0	0	1	0	1

Considerations:

- * These statistics represent a snapshot in time.
- * A case may consist of one or multiple charges. The distinct count on cases counts the case only once.
- * Counts of cases do not necessarily represent counts of unique individuals.



**Specified Charges Disposed by Disposition Type
(1/1/2019-12/31/2019) Statewide by County**

DISTRICT		Count	Acquitted	Amended	Convicted	Dismissed	Diverted	FTA / FTV / AP	Indictment	Other	Total
LYON	0381120 UNLAWFUL TRANSACTION W/MINOR 1ST DEG ILL S	Cases	0	0	0	0	0	0	1	0	1
	County Total	Charges	0	0	0	0	0	0	3	0	3
		Cases	0	0	0	0	0	0	2	0	2
MADISON	0017090 SEXUAL ABUSE - 3RD DEGREE	Charges	0	1	0	1	0	0	0	0	2
		Cases	0	1	0	1	0	0	0	0	2
	0109900 RAPE, 1ST DEGREE	Charges	0	0	0	0	0	0	15	0	15
		Cases	0	0	0	0	0	0	2	0	2
	0109920 RAPE, 1ST DEGREE - DOMESTIC VIOLENCE	Charges	0	0	0	0	0	0	1	0	1
		Cases	0	0	0	0	0	0	1	0	1
	0109960 RAPE, 1ST DEGREE, VICTIM U/12 YEARS OF AGE	Charges	0	0	0	0	0	0	3	0	3
		Cases	0	0	0	0	0	0	3	0	3
	0109961 ATT RAPE, 1ST DEGREE, VICTIM U/12 YEARS OF AGE	Charges	0	0	0	0	0	0	1	0	1
		Cases	0	0	0	0	0	0	1	0	1
	0111620 RAPE-2ND DEGREE-NO FORCE	Charges	0	0	0	0	0	0	7	0	7
		Cases	0	0	0	0	0	0	3	0	3
	0111650 RAPE, 3RD DEGREE	Charges	0	0	0	0	0	0	4	1	5
		Cases	0	0	0	0	0	0	2	1	3
	0111800 SODOMY, 1ST DEGREE	Charges	0	0	0	0	0	0	9	0	9
		Cases	0	0	0	0	0	0	5	0	5
	0111860 SODOMY, 1ST DEGREE, VICTIM U/12 YEARS OF AGE	Charges	0	0	0	0	0	0	5	0	5
		Cases	0	0	0	0	0	0	3	0	3
0112020 SODOMY-2ND DEGREE	Charges	0	0	0	0	0	0	7	0	7	
	Cases	0	0	0	0	0	0	3	0	3	

Considerations:

- * These statistics represent a snapshot in time.
- * A case may consist of one or multiple charges. The distinct count on cases counts the case only once.
- * Counts of cases do not necessarily represent counts of unique individuals.



**Specified Charges Disposed by Disposition Type
(1/1/2019-12/31/2019) Statewide by County**

0112021 ATT SODOMY-2ND DEGREE	Charges	0	0	0	0	0	0	1	0	1
	Cases	0	0	0	0	0	0	1	0	1
0112050 SODOMY, 3RD DEGREE	Charges	0	0	0	0	0	0	2	1	3
	Cases	0	0	0	0	0	0	2	1	3
0112200 SEXUAL ABUSE, 1ST DEGREE	Charges	0	0	0	1	0	0	15	0	16
	Cases	0	0	0	1	0	0	8	0	9
0112210 SEXUAL ABUSE, 1ST DEGREE, VICTIM U/12 YEARS OF AGE	Charges	0	0	0	3	0	0	20	0	23
	Cases	0	0	0	2	0	0	13	0	14
0112220 SEXUAL ABUSE, 2ND DEGREE	Charges	0	0	0	0	0	0	3	0	3
	Cases	0	0	0	0	0	0	1	0	1
0360500 INCEST	Charges	0	0	0	0	0	0	1	0	1
	Cases	0	0	0	0	0	0	1	0	1
0360510 INCEST – FORCIBLE COMPULSION/INCAPABLE OF CONSENT OR U/18	Charges	0	0	0	0	0	0	1	0	1
	Cases	0	0	0	0	0	0	1	0	1
0360520 INCEST – VICTIM U/12 YOA OR SERIOUS PHYSICAL INJURY	Charges	0	0	0	0	0	0	2	0	2
	Cases	0	0	0	0	0	0	1	0	1
0360521 ATT INCEST – VICTIM U/12 YOA OR SERIOUS PHYSICAL INJURY	Charges	0	0	0	0	0	0	1	0	1
	Cases	0	0	0	0	0	0	1	0	1
0372180 USE OF A MINOR U/16 IN A SEX PERFORMANCE	Charges	0	0	0	0	0	0	3	0	3
	Cases	0	0	0	0	0	0	3	0	3
0372200 USE OF MINOR UNDER 18 IN A SEXUAL PERFORMANCE	Charges	0	0	0	1	0	0	0	0	1
	Cases	0	0	0	1	0	0	0	0	1
0381120 UNLAWFUL TRANSACTION W/MINOR 1ST DEG ILL SEX ACT, U/16	Charges	0	0	0	0	0	0	2	0	2
	Cases	0	0	0	0	0	0	1	0	1
County Total	Charges	0	1	0	6	0	0	103	2	112
	Cases	0	1	0	5	0	0	31	1	35

Considerations:

- * These statistics represent a snapshot in time.
- * A case may consist of one or multiple charges. The distinct count on cases counts the case only once.
- * Counts of cases do not necessarily represent counts of unique individuals.



**Specified Charges Disposed by Disposition Type
(1/1/2019-12/31/2019) Statewide by County**

DISTRICT		Count	Acquitted	Amended	Convicted	Dismissed	Diverted	FTA / FTV / AP	Indictment	Other	Total	
MAGOFFIN	0017090 SEXUAL ABUSE - 3RD DEGREE	Charges	0	0	1	0	0	0	0	0	1	
		Cases	0	0	1	0	0	0	0	0	1	
	0111610 RAPE, 2ND DEGREE (MENTALLY INCAPACITATED)	Charges	0	1	0	0	0	0	0	0	1	
		Cases	0	1	0	0	0	0	0	0	1	
	0111651 ATT RAPE, 3RD DEGREE	Charges	0	0	0	0	0	0	1	0	1	
		Cases	0	0	0	0	0	0	1	0	1	
	County Total	Charges	0	1	1	0	0	0	1	0	3	
		Cases	0	1	1	0	0	0	1	0	2	
	MARION	0017090 SEXUAL ABUSE - 3RD DEGREE	Charges	0	0	1	1	0	0	0	0	2
			Cases	0	0	1	1	0	0	0	0	2
0017100 SEXUAL MISCONDUCT		Charges	0	2	1	0	0	0	0	0	3	
		Cases	0	2	1	0	0	0	0	0	3	
0109900 RAPE, 1ST DEGREE		Charges	0	0	0	0	0	0	0	1	1	
		Cases	0	0	0	0	0	0	0	1	1	
0109901 ATT RAPE, 1ST DEGREE		Charges	0	0	0	0	0	0	1	0	1	
		Cases	0	0	0	0	0	0	1	0	1	
0111620 RAPE-2ND DEGREE-NO FORCE		Charges	0	0	0	0	0	0	1	0	1	
		Cases	0	0	0	0	0	0	1	0	1	
0111800 SODOMY, 1ST DEGREE		Charges	0	0	0	0	0	0	1	0	1	
		Cases	0	0	0	0	0	0	1	0	1	
0112020 SODOMY-2ND DEGREE		Charges	0	0	0	0	0	0	1	0	1	
		Cases	0	0	0	0	0	0	1	0	1	

Considerations:

- * These statistics represent a snapshot in time.
- * A case may consist of one or multiple charges. The distinct count on cases counts the case only once.
- * Counts of cases do not necessarily represent counts of unique individuals.



**Specified Charges Disposed by Disposition Type
(1/1/2019-12/31/2019) Statewide by County**

DISTRICT		Count	Acquitted	Amended	Convicted	Dismissed	Diverted	FTA / FTV / AP	Indictment	Other	Total
MARION	0112200 SEXUAL ABUSE, 1ST DEGREE	Charges	0	0	0	0	0	0	2	0	2
		Cases	0	0	0	0	0	0	1	0	1
	0112210 SEXUAL ABUSE, 1ST DEGREE, VICTIM U/12 YEARS OF AGE	Charges	0	0	0	0	0	0	2	0	2
		Cases	0	0	0	0	0	0	2	0	2
	0112220 SEXUAL ABUSE, 2ND DEGREE	Charges	0	3	0	1	0	0	1	0	5
		Cases	0	2	0	1	0	0	1	0	4
County Total	Charges	0	5	2	2	0	0	9	1	19	
	Cases	0	4	2	2	0	0	4	1	11	
MARSHALL	0111620 RAPE-2ND DEGREE-NO FORCE	Charges	0	0	0	0	0	0	2	0	2
		Cases	0	0	0	0	0	0	1	0	1
	0112210 SEXUAL ABUSE, 1ST DEGREE, VICTIM U/12 YEARS OF AGE	Charges	0	0	0	0	0	0	1	0	1
		Cases	0	0	0	0	0	0	1	0	1
	County Total	Charges	0	0	0	0	0	0	3	0	3
		Cases	0	0	0	0	0	0	2	0	2
MARTIN	0112200 SEXUAL ABUSE, 1ST DEGREE	Charges	0	0	0	1	0	0	0	0	1
		Cases	0	0	0	1	0	0	0	0	1
	County Total	Charges	0	0	0	1	0	0	0	0	1
		Cases	0	0	0	1	0	0	0	0	1
MASON	0017090 SEXUAL ABUSE - 3RD DEGREE	Charges	0	1	0	0	0	0	0	0	1
		Cases	0	1	0	0	0	0	0	0	1
	0109900 RAPE, 1ST DEGREE	Charges	0	0	0	0	0	0	1	0	1
		Cases	0	0	0	0	0	0	1	0	1

Considerations:

- * These statistics represent a snapshot in time.
- * A case may consist of one or multiple charges. The distinct count on cases counts the case only once.
- * Counts of cases do not necessarily represent counts of unique individuals.



**Specified Charges Disposed by Disposition Type
(1/1/2019-12/31/2019) Statewide by County**

DISTRICT		Count	Acquitted	Amended	Convicted	Dismissed	Diverted	FTA / FTV / AP	Indictment	Other	Total
MASON	0109950 RAPE, 1ST - INCAP OF CONSENT/PHYS HELPLESS/SERIOUS INJURY	Charges	0	0	0	0	0	0	1	0	1
		Cases	0	0	0	0	0	0	1	0	1
	0111650 RAPE, 3RD DEGREE	Charges	0	0	0	0	0	0	1	0	1
		Cases	0	0	0	0	0	0	1	0	1
	0111860 SODOMY, 1ST DEGREE, VICTIM U/12 YEARS OF AGE	Charges	0	0	0	0	0	0	1	0	1
		Cases	0	0	0	0	0	0	1	0	1
	0112200 SEXUAL ABUSE, 1ST DEGREE	Charges	0	1	0	0	0	0	2	0	3
		Cases	0	1	0	0	0	0	2	0	3
	0112210 SEXUAL ABUSE, 1ST DEGREE, VICTIM U/12 YEARS OF AGE	Charges	0	0	0	0	0	0	5	0	5
		Cases	0	0	0	0	0	0	4	0	4
	0112220 SEXUAL ABUSE, 2ND DEGREE	Charges	0	0	1	0	0	0	0	0	1
		Cases	0	0	1	0	0	0	0	0	1
	0381120 UNLAWFUL TRANSACTION W/MINOR 1ST DEG ILL SEX ACT, U/16	Charges	0	0	0	0	0	0	1	0	1
		Cases	0	0	0	0	0	0	1	0	1
	County Total		Charges	0	2	1	0	0	0	12	0
		Cases	0	1	1	0	0	0	7	0	9
MCCRACKEN	0017090 SEXUAL ABUSE - 3RD DEGREE	Charges	0	0	0	1	0	0	3	0	4
		Cases	0	0	0	1	0	0	3	0	4
	0017100 SEXUAL MISCONDUCT	Charges	0	1	2	0	0	0	1	0	4
		Cases	0	1	2	0	0	0	1	0	3
	0109900 RAPE, 1ST DEGREE	Charges	0	0	0	3	0	0	1	0	4
		Cases	0	0	0	1	0	0	1	0	2

Considerations:

- * These statistics represent a snapshot in time.
- * A case may consist of one or multiple charges. The distinct count on cases counts the case only once.
- * Counts of cases do not necessarily represent counts of unique individuals.



**Specified Charges Disposed by Disposition Type
(1/1/2019-12/31/2019) Statewide by County**

DISTRICT		Count	Acquitted	Amended	Convicted	Dismissed	Diverted	FTA / FTV / AP	Indictment	Other	Total
MCCRACKEN	0109960 RAPE, 1ST DEGREE, VICTIM U/12 YEARS OF AGE	Charges	0	0	0	0	0	0	3	0	3
		Cases	0	0	0	0	0	0	1	0	1
	0111620 RAPE-2ND DEGREE-NO FORCE	Charges	0	0	0	0	0	0	2	0	2
		Cases	0	0	0	0	0	0	2	0	2
	0111650 RAPE, 3RD DEGREE	Charges	0	0	0	0	0	0	4	0	4
		Cases	0	0	0	0	0	0	4	0	4
	0111800 SODOMY, 1ST DEGREE	Charges	0	0	0	0	0	0	1	0	1
		Cases	0	0	0	0	0	0	1	0	1
	0112020 SODOMY-2ND DEGREE	Charges	0	0	0	0	0	0	1	0	1
		Cases	0	0	0	0	0	0	1	0	1
	0112050 SODOMY, 3RD DEGREE	Charges	0	0	0	0	0	0	2	0	2
		Cases	0	0	0	0	0	0	2	0	2
	0112200 SEXUAL ABUSE, 1ST DEGREE	Charges	0	1	0	0	0	0	3	0	4
		Cases	0	1	0	0	0	0	3	0	4
	0112210 SEXUAL ABUSE, 1ST DEGREE, VICTIM U/12 YEARS OF AGE	Charges	0	0	0	0	0	0	8	0	8
		Cases	0	0	0	0	0	0	2	0	2
	0112215 COMP SEXUAL ABUSE, 1ST DEGREE, VICTIM U/12 YEARS OF AGE	Charges	0	0	0	0	0	0	2	0	2
		Cases	0	0	0	0	0	0	1	0	1
	0112220 SEXUAL ABUSE, 2ND DEGREE	Charges	0	1	0	0	0	0	0	0	1
		Cases	0	1	0	0	0	0	0	0	1
0360510 INCEST – FORCIBLE COMPULSION/INCAPABLE OF CONSENT OR U/18	Charges	0	0	0	0	0	0	1	0	1	
	Cases	0	0	0	0	0	0	1	0	1	

Considerations:

- * These statistics represent a snapshot in time.
- * A case may consist of one or multiple charges. The distinct count on cases counts the case only once.
- * Counts of cases do not necessarily represent counts of unique individuals.



**Specified Charges Disposed by Disposition Type
(1/1/2019-12/31/2019) Statewide by County**

DISTRICT		Count	Acquitted	Amended	Convicted	Dismissed	Diverted	FTA / FTV / AP	Indictment	Other	Total	
MCCRACKEN	0372180 USE OF A MINOR U/16 IN A SEX PERFORMANCE	Charges	0	0	0	0	0	0	12	0	12	
		Cases	0	0	0	0	0	0	1	0	1	
	0372200 USE OF MINOR UNDER 18 IN A SEXUAL PERFORMANCE	Charges	0	0	0	2	0	0	4	0	6	
		Cases	0	0	0	1	0	0	3	0	3	
	0381100 UNLAWFUL TRANSACTION W/MINOR 1ST DEG ILL SEX ACT, U/18	Charges	0	0	0	0	0	0	1	0	1	
		Cases	0	0	0	0	0	0	1	0	1	
	County Total		Charges	0	3	2	6	0	0	49	0	60
			Cases	0	2	2	3	0	0	19	0	23
MCCREARY	0112020 SODOMY-2ND DEGREE	Charges	0	0	0	0	0	0	2	0	2	
		Cases	0	0	0	0	0	0	1	0	1	
	0112220 SEXUAL ABUSE, 2ND DEGREE	Charges	0	0	0	1	0	0	0	0	1	
		Cases	0	0	0	1	0	0	0	0	1	
	County Total		Charges	0	0	0	1	0	0	2	0	3
			Cases	0	0	0	1	0	0	1	0	2
MEADE	0109900 RAPE, 1ST DEGREE	Charges	0	0	0	1	0	0	0	0	1	
		Cases	0	0	0	1	0	0	0	0	1	
	0111620 RAPE-2ND DEGREE-NO FORCE	Charges	0	0	0	0	0	0	1	0	1	
		Cases	0	0	0	0	0	0	1	0	1	
	0111650 RAPE, 3RD DEGREE	Charges	0	0	0	0	0	0	7	0	7	
		Cases	0	0	0	0	0	0	1	0	1	
	0112050 SODOMY, 3RD DEGREE	Charges	0	0	0	0	0	0	10	0	10	
		Cases	0	0	0	0	0	0	1	0	1	

Considerations:

- * These statistics represent a snapshot in time.
- * A case may consist of one or multiple charges. The distinct count on cases counts the case only once.
- * Counts of cases do not necessarily represent counts of unique individuals.



**Specified Charges Disposed by Disposition Type
(1/1/2019-12/31/2019) Statewide by County**

DISTRICT		Count	Acquitted	Amended	Convicted	Dismissed	Diverted	FTA / FTV / AP	Indictment	Other	Total
MEADE	0112210 SEXUAL ABUSE, 1ST DEGREE, VICTIM U/12 YEARS OF AGE	Charges	0	0	0	0	0	0	1	0	1
		Cases	0	0	0	0	0	0	1	0	1
	County Total	Charges	0	0	0	1	0	0	19	0	20
		Cases	0	0	0	1	0	0	3	0	4
MENIFEE	0017090 SEXUAL ABUSE - 3RD DEGREE	Charges	0	0	0	1	0	0	0	0	1
		Cases	0	0	0	1	0	0	0	0	1
	County Total	Charges	0	0	0	1	0	0	0	0	1
		Cases	0	0	0	1	0	0	0	0	1
MERCER	0017100 SEXUAL MISCONDUCT	Charges	0	0	1	0	0	0	0	0	1
		Cases	0	0	1	0	0	0	0	0	1
	0109920 RAPE, 1ST DEGREE - DOMESTIC VIOLENCE	Charges	0	1	0	0	0	0	0	0	1
		Cases	0	1	0	0	0	0	0	0	1
	0381101 ATT UNLAWFUL TRANSACTION W/MINOR 1ST DEG ILL SEX ACT, U/18	Charges	0	1	0	0	0	0	0	0	1
		Cases	0	1	0	0	0	0	0	0	1
	County Total	Charges	0	2	1	0	0	0	0	0	3
		Cases	0	2	1	0	0	0	0	0	2
MONROE	0109920 RAPE, 1ST DEGREE - DOMESTIC VIOLENCE	Charges	0	0	0	1	0	0	0	0	1
		Cases	0	0	0	1	0	0	0	0	1
	0112200 SEXUAL ABUSE, 1ST DEGREE	Charges	0	0	0	1	0	0	0	0	1
		Cases	0	0	0	1	0	0	0	0	1

Considerations:

- * These statistics represent a snapshot in time.
- * A case may consist of one or multiple charges. The distinct count on cases counts the case only once.
- * Counts of cases do not necessarily represent counts of unique individuals.



**Specified Charges Disposed by Disposition Type
(1/1/2019-12/31/2019) Statewide by County**

DISTRICT		Count	Acquitted	Amended	Convicted	Dismissed	Diverted	FTA / FTV / AP	Indictment	Other	Total
MONROE	0112200 SEXUAL ABUSE, 1ST DEGREE	Cases	0	0	0	1	0	0	0	0	1
	County Total	Charges	0	0	0	2	0	0	0	0	2
		Cases	0	0	0	2	0	0	0	0	2
MONTGOMERY	0109900 RAPE, 1ST DEGREE	Charges	0	0	0	2	0	0	0	0	2
		Cases	0	0	0	2	0	0	0	0	2
	0111650 RAPE, 3RD DEGREE	Charges	0	0	0	0	0	0	1	0	1
		Cases	0	0	0	0	0	0	1	0	1
	0112050 SODOMY, 3RD DEGREE	Charges	0	0	0	0	0	0	1	0	1
		Cases	0	0	0	0	0	0	1	0	1
	0112200 SEXUAL ABUSE, 1ST DEGREE	Charges	0	0	0	0	0	0	1	0	1
		Cases	0	0	0	0	0	0	1	0	1
	County Total	Charges	0	0	0	2	0	0	3	0	5
		Cases	0	0	0	2	0	0	1	0	3
MORGAN	0109900 RAPE, 1ST DEGREE	Charges	0	0	0	0	0	0	1	0	1
		Cases	0	0	0	0	0	0	1	0	1
	0112200 SEXUAL ABUSE, 1ST DEGREE	Charges	0	0	0	0	0	0	1	0	1
		Cases	0	0	0	0	0	0	1	0	1
	0112220 SEXUAL ABUSE, 2ND DEGREE	Charges	0	1	0	0	0	0	0	0	1
		Cases	0	1	0	0	0	0	0	0	1
	County Total	Charges	0	1	0	0	0	0	2	0	3
		Cases	0	1	0	0	0	0	1	0	2
MUHLENBERG	0017090 SEXUAL ABUSE - 3RD DEGREE	Charges	0	0	4	0	0	0	0	0	4

Considerations:

- * These statistics represent a snapshot in time.
- * A case may consist of one or multiple charges. The distinct count on cases counts the case only once.
- * Counts of cases do not necessarily represent counts of unique individuals.



**Specified Charges Disposed by Disposition Type
(1/1/2019-12/31/2019) Statewide by County**

	Cases	0	0	2	0	0	0	0	0	2
0017100 SEXUAL MISCONDUCT	Charges	0	0	2	1	0	0	0	0	3
	Cases	0	0	2	1	0	0	0	0	3
0109901 ATT RAPE, 1ST DEGREE	Charges	0	1	0	0	0	0	0	0	1
	Cases	0	1	0	0	0	0	0	0	1
0109940 RAPE, 1ST DEGREE - INCAPABLE OF CONSENT/PHYSICALLY HELPLESS	Charges	0	1	0	0	0	0	0	0	1
	Cases	0	1	0	0	0	0	0	0	1
0111620 RAPE-2ND DEGREE-NO FORCE	Charges	0	0	0	0	0	0	2	0	2
	Cases	0	0	0	0	0	0	2	0	2
0111650 RAPE, 3RD DEGREE	Charges	0	0	0	0	0	0	1	0	1
	Cases	0	0	0	0	0	0	1	0	1
0111800 SODOMY, 1ST DEGREE	Charges	0	1	0	0	0	0	0	0	1
	Cases	0	1	0	0	0	0	0	0	1
0112010 SODOMY 2ND DEGREE (MENTALLY INCAPACITED)	Charges	0	0	0	0	0	0	1	0	1
	Cases	0	0	0	0	0	0	1	0	1
0112020 SODOMY-2ND DEGREE	Charges	0	0	0	0	0	0	3	0	3
	Cases	0	0	0	0	0	0	1	0	1
0112050 SODOMY, 3RD DEGREE	Charges	0	0	0	0	0	0	1	0	1
	Cases	0	0	0	0	0	0	1	0	1
0112200 SEXUAL ABUSE, 1ST DEGREE	Charges	0	0	0	0	0	0	3	0	3
	Cases	0	0	0	0	0	0	1	0	1
0112210 SEXUAL ABUSE, 1ST DEGREE, VICTIM U/12 YEARS OF AGE	Charges	0	0	0	0	0	0	4	0	4
	Cases	0	0	0	0	0	0	2	0	2
0112220 SEXUAL ABUSE, 2ND DEGREE	Charges	0	0	0	0	0	0	1	0	1
	Cases	0	0	0	0	0	0	1	0	1
0360500 INCEST	Charges	0	0	0	0	0	0	1	0	1
	Cases	0	0	0	0	0	0	1	0	1

Considerations:

- * These statistics represent a snapshot in time.
- * A case may consist of one or multiple charges. The distinct count on cases counts the case only once.
- * Counts of cases do not necessarily represent counts of unique individuals.



**Specified Charges Disposed by Disposition Type
(1/1/2019-12/31/2019) Statewide by County**

County Total		Charges	0	3	6	1	0	0	17	0	27	
		Cases	0	3	4	1	0	0	6	0	11	
NELSON	0109900 RAPE, 1ST DEGREE	Charges	0	0	0	0	0	0	2	0	2	
		Cases	0	0	0	0	0	0	2	0	2	
	0112210 SEXUAL ABUSE, 1ST DEGREE, VICTIM U/12 YEARS OF AGE	Charges	0	0	0	0	0	0	1	0	1	
		Cases	0	0	0	0	0	0	1	0	1	
	0360500 INCEST	Charges	0	0	0	0	0	0	1	0	1	
		Cases	0	0	0	0	0	0	1	0	1	
	County Total		Charges	0	0	0	0	0	0	4	0	4
			Cases	0	0	0	0	0	0	3	0	3
NICHOLAS	0109920 RAPE, 1ST DEGREE - DOMESTIC VIOLENCE	Charges	0	0	0	1	0	0	0	0	1	
		Cases	0	0	0	1	0	0	0	0	1	
	0111620 RAPE-2ND DEGREE-NO FORCE	Charges	0	0	0	0	0	0	1	0	1	
		Cases	0	0	0	0	0	0	1	0	1	
	0112200 SEXUAL ABUSE, 1ST DEGREE	Charges	0	0	0	0	0	0	1	0	1	
		Cases	0	0	0	0	0	0	1	0	1	
	0112210 SEXUAL ABUSE, 1ST DEGREE, VICTIM U/12 YEARS OF AGE	Charges	0	0	0	1	0	0	0	0	1	
		Cases	0	0	0	1	0	0	0	0	1	
	0112220 SEXUAL ABUSE, 2ND DEGREE	Charges	0	0	1	0	0	0	0	0	1	
		Cases	0	0	1	0	0	0	0	0	1	
	County Total		Charges	0	0	1	2	0	0	2	0	5
			Cases	0	0	1	1	0	0	2	0	4
OHIO	0017090 SEXUAL ABUSE - 3RD DEGREE	Charges	0	0	0	1	0	0	0	0	1	
		Cases	0	0	0	1	0	0	0	0	1	

Considerations:

- * These statistics represent a snapshot in time.
- * A case may consist of one or multiple charges. The distinct count on cases counts the case only once.
- * Counts of cases do not necessarily represent counts of unique individuals.



**Specified Charges Disposed by Disposition Type
(1/1/2019-12/31/2019) Statewide by County**

DISTRICT		Count	Acquitted	Amended	Convicted	Dismissed	Diverted	FTA / FTV / AP	Indictment	Other	Total
OHIO	0017100 SEXUAL MISCONDUCT	Charges	0	0	1	0	0	0	0	0	1
		Cases	0	0	1	0	0	0	0	0	1
	0109900 RAPE, 1ST DEGREE	Charges	0	0	0	0	0	0	6	0	6
		Cases	0	0	0	0	0	0	3	0	3
	0111610 RAPE, 2ND DEGREE (MENTALLY INCAPACITATED)	Charges	0	0	0	0	0	0	1	0	1
		Cases	0	0	0	0	0	0	1	0	1
	0111800 SODOMY, 1ST DEGREE	Charges	0	0	0	0	0	0	2	0	2
		Cases	0	0	0	0	0	0	1	0	1
	0111820 SODOMY, 1ST DEGREE, DOMESTIC VIOLENCE	Charges	0	0	0	0	0	0	1	0	1
		Cases	0	0	0	0	0	0	1	0	1
	0112200 SEXUAL ABUSE, 1ST DEGREE	Charges	0	0	0	0	0	0	7	0	7
		Cases	0	0	0	0	0	0	2	0	2
	0112210 SEXUAL ABUSE, 1ST DEGREE, VICTIM U/12 YEARS OF AGE	Charges	0	0	0	0	0	0	6	0	6
		Cases	0	0	0	0	0	0	2	0	2
	0112220 SEXUAL ABUSE, 2ND DEGREE	Charges	0	1	0	0	0	0	0	0	1
		Cases	0	1	0	0	0	0	0	0	1
	0360510 INCEST – FORCIBLE COMPULSION/INCAPABLE OF CONSENT OR U/18	Charges	0	0	0	0	0	0	1	0	1
		Cases	0	0	0	0	0	0	1	0	1
	0372200 USE OF MINOR UNDER 18 IN A SEXUAL PERFORMANCE	Charges	0	0	0	0	0	0	1	0	1
		Cases	0	0	0	0	0	0	1	0	1
County Total		Charges	0	1	1	1	0	0	25	0	28
		Cases	0	1	1	1	0	0	9	0	11

Considerations:

- * These statistics represent a snapshot in time.
- * A case may consist of one or multiple charges. The distinct count on cases counts the case only once.
- * Counts of cases do not necessarily represent counts of unique individuals.



**Specified Charges Disposed by Disposition Type
(1/1/2019-12/31/2019) Statewide by County**

DISTRICT		Count	Acquitted	Amended	Convicted	Dismissed	Diverted	FTA / FTV / AP	Indictment	Other	Total	
OLDHAM	0109900 RAPE, 1ST DEGREE	Charges	0	0	0	0	0	0	2	0	2	
		Cases	0	0	0	0	0	0	2	0	2	
	0111650 RAPE, 3RD DEGREE	Charges	0	0	0	0	0	0	1	0	1	
		Cases	0	0	0	0	0	0	1	0	1	
	0112021 ATT SODOMY-2ND DEGREE	Charges	0	0	0	1	0	0	0	0	1	
		Cases	0	0	0	1	0	0	0	0	1	
	0112220 SEXUAL ABUSE, 2ND DEGREE	Charges	0	0	0	0	0	0	1	0	1	
		Cases	0	0	0	0	0	0	1	0	1	
	0360500 INCEST	Charges	0	0	0	0	0	0	1	0	1	
		Cases	0	0	0	0	0	0	1	0	1	
	0372180 USE OF A MINOR U/16 IN A SEX PERFORMANCE	Charges	0	0	0	0	0	0	1	0	1	
		Cases	0	0	0	0	0	0	1	0	1	
	0381120 UNLAWFUL TRANSACTION W/MINOR 1ST DEG ILL SEX ACT, U/16	Charges	0	0	0	0	0	0	1	0	1	
		Cases	0	0	0	0	0	0	1	0	1	
County Total		Charges	0	0	0	1	0	0	7	0	8	
		Cases	0	0	0	1	0	0	6	0	7	
OWEN	0017090 SEXUAL ABUSE - 3RD DEGREE	Charges	0	1	0	0	0	0	0	0	1	
		Cases	0	1	0	0	0	0	0	0	1	
	0017120 SEXUAL MISCONDUCT-SPOUSE	Charges	0	0	0	0	0	0	0	1	1	
		Cases	0	0	0	0	0	0	0	1	1	
	County Total		Charges	0	1	0	0	0	0	0	1	2
			Cases	0	1	0	0	0	0	0	1	2

Considerations:

- * These statistics represent a snapshot in time.
- * A case may consist of one or multiple charges. The distinct count on cases counts the case only once.
- * Counts of cases do not necessarily represent counts of unique individuals.



**Specified Charges Disposed by Disposition Type
(1/1/2019-12/31/2019) Statewide by County**

DISTRICT		Count	Acquitted	Amended	Convicted	Dismissed	Diverted	FTA / FTV / AP	Indictment	Other	Total
PENDLETON	0112210 SEXUAL ABUSE, 1ST DEGREE, VICTIM U/12 YEARS OF AGE	Charges	0	1	0	0	0	0	0	0	1
		Cases	0	1	0	0	0	0	0	0	1
	0372180 USE OF A MINOR U/16 IN A SEX PERFORMANCE	Charges	0	0	0	1	0	0	1	0	2
		Cases	0	0	0	1	0	0	1	0	1
	County Total	Charges	0	1	0	1	0	0	1	0	3
		Cases	0	1	0	1	0	0	1	0	2
PERRY	0017090 SEXUAL ABUSE - 3RD DEGREE	Charges	0	0	0	1	0	0	0	0	1
		Cases	0	0	0	1	0	0	0	0	1
	0109900 RAPE, 1ST DEGREE	Charges	0	0	0	1	0	0	0	0	1
		Cases	0	0	0	1	0	0	0	0	1
	0112200 SEXUAL ABUSE, 1ST DEGREE	Charges	0	0	0	0	0	0	1	0	1
		Cases	0	0	0	0	0	0	1	0	1
	0112210 SEXUAL ABUSE, 1ST DEGREE, VICTIM U/12 YEARS OF AGE	Charges	0	0	0	0	0	0	1	0	1
		Cases	0	0	0	0	0	0	1	0	1
	County Total	Charges	0	0	0	2	0	0	2	0	4
		Cases	0	0	0	2	0	0	2	0	4
PIKE	0112200 SEXUAL ABUSE, 1ST DEGREE	Charges	0	0	0	1	0	0	0	0	1
		Cases	0	0	0	1	0	0	0	0	1
	0360500 INCEST	Charges	0	1	0	0	0	0	0	0	1
		Cases	0	1	0	0	0	0	0	0	1
	County Total	Charges	0	1	0	1	0	0	0	0	2
		Cases	0	1	0	1	0	0	0	0	1

Considerations:

- * These statistics represent a snapshot in time.
- * A case may consist of one or multiple charges. The distinct count on cases counts the case only once.
- * Counts of cases do not necessarily represent counts of unique individuals.



**Specified Charges Disposed by Disposition Type
(1/1/2019-12/31/2019) Statewide by County**

DISTRICT		Count	Acquitted	Amended	Convicted	Dismissed	Diverted	FTA / FTV / AP	Indictment	Other	Total	
POWELL	0017090 SEXUAL ABUSE - 3RD DEGREE	Charges	0	0	0	0	1	0	0	0	1	
		Cases	0	0	0	0	1	0	0	0	1	
	0017100 SEXUAL MISCONDUCT	Charges	0	0	1	0	0	0	0	0	1	
		Cases	0	0	1	0	0	0	0	0	1	
	0112220 SEXUAL ABUSE, 2ND DEGREE	Charges	0	1	0	0	0	0	0	0	1	
		Cases	0	1	0	0	0	0	0	0	1	
	County Total	Charges	0	1	1	0	1	0	0	0	3	
		Cases	0	1	1	0	1	0	0	0	2	
	PULASKI	0017100 SEXUAL MISCONDUCT	Charges	0	0	1	0	1	0	0	0	2
			Cases	0	0	1	0	1	0	0	0	2
0109900 RAPE, 1ST DEGREE		Charges	0	0	0	1	0	0	1	0	2	
		Cases	0	0	0	1	0	0	1	0	2	
0109920 RAPE, 1ST DEGREE - DOMESTIC VIOLENCE		Charges	0	0	0	0	0	0	0	1	1	
		Cases	0	0	0	0	0	0	0	1	1	
0111620 RAPE-2ND DEGREE-NO FORCE		Charges	0	1	0	0	0	0	0	0	1	
		Cases	0	1	0	0	0	0	0	0	1	
0111800 SODOMY, 1ST DEGREE		Charges	0	4	0	6	0	0	0	0	10	
		Cases	0	1	0	1	0	0	0	0	2	
0111860 SODOMY, 1ST DEGREE, VICTIM U/12 YEARS OF AGE		Charges	0	0	0	0	0	0	4	0	4	
		Cases	0	0	0	0	0	0	1	0	1	
0112210 SEXUAL ABUSE, 1ST DEGREE, VICTIM U/12 YEARS OF AGE		Charges	0	0	0	0	0	0	3	0	3	
		Cases	0	0	0	0	0	0	1	0	1	

Considerations:

- * These statistics represent a snapshot in time.
- * A case may consist of one or multiple charges. The distinct count on cases counts the case only once.
- * Counts of cases do not necessarily represent counts of unique individuals.



**Specified Charges Disposed by Disposition Type
(1/1/2019-12/31/2019) Statewide by County**

DISTRICT		Count	Acquitted	Amended	Convicted	Dismissed	Diverted	FTA / FTV / AP	Indictment	Other	Total
PULASKI	0112220 SEXUAL ABUSE, 2ND DEGREE	Charges	0	1	0	0	0	0	0	0	1
		Cases	0	1	0	0	0	0	0	0	1
	0381120 UNLAWFUL TRANSACTION W/MINOR 1ST DEG ILL SEX ACT, U/16	Charges	0	0	0	2	0	0	0	0	2
		Cases	0	0	0	1	0	0	0	0	1
	County Total	Charges	0	6	1	9	1	0	8	1	26
		Cases	0	3	1	1	1	0	2	1	6
ROCKCASTLE	0017100 SEXUAL MISCONDUCT	Charges	0	0	1	0	0	0	0	0	1
		Cases	0	0	1	0	0	0	0	0	1
	0112220 SEXUAL ABUSE, 2ND DEGREE	Charges	0	0	0	1	0	0	0	0	1
		Cases	0	0	0	1	0	0	0	0	1
	County Total	Charges	0	0	1	1	0	0	0	0	2
		Cases	0	0	1	1	0	0	0	0	1
ROWAN	0017090 SEXUAL ABUSE - 3RD DEGREE	Charges	0	0	0	0	0	0	1	0	1
		Cases	0	0	0	0	0	0	1	0	1
	0109900 RAPE, 1ST DEGREE	Charges	0	0	0	0	0	0	1	0	1
		Cases	0	0	0	0	0	0	1	0	1
	0111650 RAPE, 3RD DEGREE	Charges	0	0	0	0	0	0	1	0	1
		Cases	0	0	0	0	0	0	1	0	1
	0111655 COMP RAPE, 3RD DEGREE	Charges	0	0	0	0	0	0	3	0	3
		Cases	0	0	0	0	0	0	3	0	3
	0112210 SEXUAL ABUSE, 1ST DEGREE, VICTIM U/12 YEARS OF AGE	Charges	0	0	0	0	0	0	2	0	2
		Cases	0	0	0	0	0	0	1	0	1

Considerations:

- * These statistics represent a snapshot in time.
- * A case may consist of one or multiple charges. The distinct count on cases counts the case only once.
- * Counts of cases do not necessarily represent counts of unique individuals.



**Specified Charges Disposed by Disposition Type
(1/1/2019-12/31/2019) Statewide by County**

DISTRICT		Count	Acquitted	Amended	Convicted	Dismissed	Diverted	FTA / FTV / AP	Indictment	Other	Total	
ROWAN	0372180 USE OF A MINOR U/16 IN A SEX PERFORMANCE	Charges	0	0	0	0	0	0	3	0	3	
		Cases	0	0	0	0	0	0	1	0	1	
	County Total	Charges	0	0	0	0	0	0	11	0	11	
		Cases	0	0	0	0	0	0	6	0	6	
RUSSELL	0017090 SEXUAL ABUSE - 3RD DEGREE	Charges	0	2	0	0	0	0	0	0	2	
		Cases	0	2	0	0	0	0	0	0	2	
	0017100 SEXUAL MISCONDUCT	Charges	0	0	2	0	0	0	0	0	2	
		Cases	0	0	1	0	0	0	0	0	1	
	0111650 RAPE, 3RD DEGREE	Charges	0	0	0	0	0	0	3	0	3	
		Cases	0	0	0	0	0	0	1	0	1	
	0112220 SEXUAL ABUSE, 2ND DEGREE	Charges	0	2	0	0	0	0	0	0	2	
		Cases	0	1	0	0	0	0	0	0	1	
	County Total	Charges	0	4	2	0	0	0	3	0	9	
		Cases	0	3	1	0	0	0	1	0	4	
	SCOTT	0017100 SEXUAL MISCONDUCT	Charges	0	0	2	0	0	0	0	0	2
			Cases	0	0	1	0	0	0	0	0	1
0109900 RAPE, 1ST DEGREE		Charges	0	0	0	2	0	0	1	0	3	
		Cases	0	0	0	2	0	0	1	0	3	
0109901 ATT RAPE, 1ST DEGREE		Charges	0	0	0	0	0	0	1	0	1	
		Cases	0	0	0	0	0	0	1	0	1	
0109960 RAPE, 1ST DEGREE, VICTIM U/12 YEARS OF AGE		Charges	0	0	0	0	0	0	1	0	1	
		Cases	0	0	0	0	0	0	1	0	1	

Considerations:

- * These statistics represent a snapshot in time.
- * A case may consist of one or multiple charges. The distinct count on cases counts the case only once.
- * Counts of cases do not necessarily represent counts of unique individuals.



**Specified Charges Disposed by Disposition Type
(1/1/2019-12/31/2019) Statewide by County**

DISTRICT		Count	Acquitted	Amended	Convicted	Dismissed	Diverted	FTA / FTV / AP	Indictment	Other	Total
SCOTT	0111620 RAPE-2ND DEGREE-NO FORCE	Charges	0	0	0	0	0	0	2	0	2
		Cases	0	0	0	0	0	0	2	0	2
	0111650 RAPE, 3RD DEGREE	Charges	0	0	0	0	0	0	2	0	2
		Cases	0	0	0	0	0	0	2	0	2
	0111860 SODOMY, 1ST DEGREE, VICTIM U/12 YEARS OF AGE	Charges	0	0	0	0	0	0	1	0	1
		Cases	0	0	0	0	0	0	1	0	1
	0112050 SODOMY, 3RD DEGREE	Charges	0	0	0	0	0	0	1	0	1
		Cases	0	0	0	0	0	0	1	0	1
	0112200 SEXUAL ABUSE, 1ST DEGREE	Charges	0	1	0	0	0	0	5	0	6
		Cases	0	1	0	0	0	0	2	0	3
	0112201 ATT SEXUAL ABUSE, 1ST DEGREE	Charges	0	0	0	1	0	0	0	0	1
		Cases	0	0	0	1	0	0	0	0	1
	0112210 SEXUAL ABUSE, 1ST DEGREE, VICTIM U/12 YEARS OF AGE	Charges	0	1	0	0	0	0	3	0	4
		Cases	0	1	0	0	0	0	3	0	4
0112211 ATT SEXUAL ABUSE, 1ST DEGREE, VICTIM U/12 YEARS OF AGE	Charges	0	0	0	0	0	0	1	0	1	
	Cases	0	0	0	0	0	0	1	0	1	
0112220 SEXUAL ABUSE, 2ND DEGREE	Charges	0	1	0	0	0	0	0	0	1	
	Cases	0	1	0	0	0	0	0	0	1	
County Total		Charges	0	3	2	3	0	0	18	0	26
		Cases	0	2	1	3	0	0	10	0	14
SHELBY	0017090 SEXUAL ABUSE - 3RD DEGREE	Charges	0	1	0	0	0	0	0	0	1
		Cases	0	1	0	0	0	0	0	0	1

Considerations:

- * These statistics represent a snapshot in time.
- * A case may consist of one or multiple charges. The distinct count on cases counts the case only once.
- * Counts of cases do not necessarily represent counts of unique individuals.



**Specified Charges Disposed by Disposition Type
(1/1/2019-12/31/2019) Statewide by County**

DISTRICT		Count	Acquitted	Amended	Convicted	Dismissed	Diverted	FTA / FTV / AP	Indictment	Other	Total	
SHELBY	0111620 RAPE-2ND DEGREE-NO FORCE	Charges	0	1	0	0	0	0	0	0	1	
		Cases	0	1	0	0	0	0	0	0	1	
	0111650 RAPE, 3RD DEGREE	Charges	0	1	0	0	0	0	0	0	1	
		Cases	0	1	0	0	0	0	0	0	1	
	0111651 ATT RAPE, 3RD DEGREE	Charges	0	0	0	1	0	0	0	0	1	
		Cases	0	0	0	1	0	0	0	0	1	
	0112200 SEXUAL ABUSE, 1ST DEGREE	Charges	0	0	0	1	0	0	1	0	2	
		Cases	0	0	0	1	0	0	1	0	2	
	County Total		Charges	0	3	0	2	0	0	1	0	6
			Cases	0	2	0	2	0	0	1	0	4
	SIMPSON	0109900 RAPE, 1ST DEGREE	Charges	0	0	0	0	0	0	2	0	2
			Cases	0	0	0	0	0	0	1	0	1
0111620 RAPE-2ND DEGREE-NO FORCE		Charges	0	0	0	0	0	0	1	0	1	
		Cases	0	0	0	0	0	0	1	0	1	
0111650 RAPE, 3RD DEGREE		Charges	0	0	0	0	0	0	1	0	1	
		Cases	0	0	0	0	0	0	1	0	1	
0111680 RAPE, 2ND DEGREE (INTELLECTUAL DISABILITY)		Charges	0	1	0	0	0	0	0	0	1	
		Cases	0	1	0	0	0	0	0	0	1	
0111800 SODOMY, 1ST DEGREE		Charges	0	0	0	0	0	0	2	0	2	
		Cases	0	0	0	0	0	0	1	0	1	
0112020 SODOMY-2ND DEGREE		Charges	0	0	0	0	0	0	1	0	1	
		Cases	0	0	0	0	0	0	1	0	1	

Considerations:

- * These statistics represent a snapshot in time.
- * A case may consist of one or multiple charges. The distinct count on cases counts the case only once.
- * Counts of cases do not necessarily represent counts of unique individuals.



**Specified Charges Disposed by Disposition Type
(1/1/2019-12/31/2019) Statewide by County**

DISTRICT		Count	Acquitted	Amended	Convicted	Dismissed	Diverted	FTA / FTV / AP	Indictment	Other	Total
SIMPSON	0112050 SODOMY, 3RD DEGREE	Charges	0	0	0	0	0	0	2	0	2
		Cases	0	0	0	0	0	0	1	0	1
	0112080 SODOMY, 2ND DEGREE (INTELLECTUAL DISABILITY)	Charges	0	2	0	0	0	0	0	0	2
		Cases	0	1	0	0	0	0	0	0	1
	0112200 SEXUAL ABUSE, 1ST DEGREE	Charges	0	0	0	0	0	0	1	0	1
		Cases	0	0	0	0	0	0	1	0	1
	0112210 SEXUAL ABUSE, 1ST DEGREE, VICTIM U/12 YEARS OF AGE	Charges	0	2	0	1	0	0	1	0	4
		Cases	0	2	0	1	0	0	1	0	3
	0112220 SEXUAL ABUSE, 2ND DEGREE	Charges	0	0	1	0	1	0	0	0	2
		Cases	0	0	1	0	1	0	0	0	2
	0360500 INCEST	Charges	0	2	0	0	0	0	0	0	2
		Cases	0	1	0	0	0	0	0	0	1
	0360510 INCEST – FORCIBLE COMPULSION/INCAPABLE OF CONSENT OR U/18	Charges	0	0	0	0	0	0	2	0	2
		Cases	0	0	0	0	0	0	1	0	1
County Total		Charges	0	7	1	1	1	0	13	0	23
		Cases	0	4	1	1	1	0	5	0	8
TAYLOR	0109900 RAPE, 1ST DEGREE	Charges	0	0	0	0	0	0	1	0	1
		Cases	0	0	0	0	0	0	1	0	1
	0111650 RAPE, 3RD DEGREE	Charges	0	0	0	0	0	0	1	0	1
		Cases	0	0	0	0	0	0	1	0	1
	0112220 SEXUAL ABUSE, 2ND DEGREE	Charges	0	1	0	0	0	0	0	0	1
		Cases	0	1	0	0	0	0	0	0	1

Considerations:

- * These statistics represent a snapshot in time.
- * A case may consist of one or multiple charges. The distinct count on cases counts the case only once.
- * Counts of cases do not necessarily represent counts of unique individuals.



**Specified Charges Disposed by Disposition Type
(1/1/2019-12/31/2019) Statewide by County**

DISTRICT		Count	Acquitted	Amended	Convicted	Dismissed	Diverted	FTA / FTV / AP	Indictment	Other	Total
TAYLOR	0372180 USE OF A MINOR U/16 IN A SEX PERFORMANCE	Charges	0	0	0	0	0	0	1	0	1
		Cases	0	0	0	0	0	0	1	0	1
	County Total	Charges	0	1	0	0	0	0	3	0	4
		Cases	0	1	0	0	0	0	2	0	3
TRIGG	0017090 SEXUAL ABUSE - 3RD DEGREE	Charges	0	0	0	1	0	0	0	0	1
		Cases	0	0	0	1	0	0	0	0	1
	0109900 RAPE, 1ST DEGREE	Charges	0	0	0	1	0	0	0	0	1
		Cases	0	0	0	1	0	0	0	0	1
	County Total	Charges	0	0	0	2	0	0	0	0	2
		Cases	0	0	0	2	0	0	0	0	2
TRIMBLE	0109960 RAPE, 1ST DEGREE, VICTIM U/12 YEARS OF AGE	Charges	0	0	0	1	0	0	0	0	1
		Cases	0	0	0	1	0	0	0	0	1
	0112200 SEXUAL ABUSE, 1ST DEGREE	Charges	0	0	0	0	0	0	0	3	3
		Cases	0	0	0	0	0	0	0	1	1
	County Total	Charges	0	0	0	1	0	0	0	3	4
		Cases	0	0	0	1	0	0	0	1	1
UNION	0109900 RAPE, 1ST DEGREE	Charges	0	0	0	0	0	0	1	0	1
		Cases	0	0	0	0	0	0	1	0	1
	0111800 SODOMY, 1ST DEGREE	Charges	0	0	0	0	0	0	1	0	1
		Cases	0	0	0	0	0	0	1	0	1
	0112210 SEXUAL ABUSE, 1ST DEGREE, VICTIM U/12 YEARS OF AGE	Charges	0	0	0	0	0	0	1	0	1
		Cases	0	0	0	0	0	0	1	0	1

Considerations:

- * These statistics represent a snapshot in time.
- * A case may consist of one or multiple charges. The distinct count on cases counts the case only once.
- * Counts of cases do not necessarily represent counts of unique individuals.



**Specified Charges Disposed by Disposition Type
(1/1/2019-12/31/2019) Statewide by County**

DISTRICT		Count	Acquitted	Amended	Convicted	Dismissed	Diverted	FTA / FTV / AP	Indictment	Other	Total
UNION	0112210 SEXUAL ABUSE, 1ST DEGREE, VICTIM U/12 YEARS OF	Cases	0	0	0	0	0	0	1	0	1
	County Total	Charges	0	0	0	0	0	0	3	0	3
		Cases	0	0	0	0	0	0	1	0	1
WARREN	0017090 SEXUAL ABUSE - 3RD DEGREE	Charges	0	0	3	0	0	0	1	1	5
		Cases	0	0	3	0	0	0	1	1	4
	0017100 SEXUAL MISCONDUCT	Charges	0	0	1	0	0	0	0	0	1
		Cases	0	0	1	0	0	0	0	0	1
	0109900 RAPE, 1ST DEGREE	Charges	0	1	0	0	0	0	4	0	5
		Cases	0	1	0	0	0	0	4	0	5
	0111620 RAPE-2ND DEGREE-NO FORCE	Charges	0	0	0	0	0	0	3	0	3
		Cases	0	0	0	0	0	0	3	0	3
	0111650 RAPE, 3RD DEGREE	Charges	0	0	0	1	0	0	2	0	3
		Cases	0	0	0	1	0	0	1	0	2
	0111800 SODOMY, 1ST DEGREE	Charges	0	0	0	1	0	0	3	0	4
		Cases	0	0	0	1	0	0	2	0	3
	0111820 SODOMY, 1ST DEGREE, DOMESTIC VIOLENCE	Charges	0	0	0	0	0	0	1	0	1
		Cases	0	0	0	0	0	0	1	0	1
	0112020 SODOMY-2ND DEGREE	Charges	0	0	0	0	0	0	1	0	1
		Cases	0	0	0	0	0	0	1	0	1
	0112200 SEXUAL ABUSE, 1ST DEGREE	Charges	0	0	0	0	0	0	1	0	1
		Cases	0	0	0	0	0	0	1	0	1
	0112210 SEXUAL ABUSE, 1ST DEGREE, VICTIM U/12 YEARS OF AGE	Charges	0	0	0	0	0	0	3	0	3
		Cases	0	0	0	0	0	0	3	0	3

Considerations:

- * These statistics represent a snapshot in time.
- * A case may consist of one or multiple charges. The distinct count on cases counts the case only once.
- * Counts of cases do not necessarily represent counts of unique individuals.



**Specified Charges Disposed by Disposition Type
(1/1/2019-12/31/2019) Statewide by County**

	0372180 USE OF A MINOR U/16 IN A SEX PERFORMANCE	Charges	0	0	0	1	0	0	0	0	1
		Cases	0	0	0	1	0	0	0	0	1
	0381120 UNLAWFUL TRANSACTION W/MINOR 1ST DEG ILL SEX ACT, U/16	Charges	0	0	0	0	0	0	2	0	2
		Cases	0	0	0	0	0	0	2	0	2
	County Total	Charges	0	1	4	3	0	0	21	1	30
		Cases	0	1	4	3	0	0	16	1	22
WAYNE	0109900 RAPE, 1ST DEGREE	Charges	0	0	0	0	0	0	1	0	1
		Cases	0	0	0	0	0	0	1	0	1
	0111820 SODOMY, 1ST DEGREE, DOMESTIC VIOLENCE	Charges	0	0	0	0	0	0	1	0	1
		Cases	0	0	0	0	0	0	1	0	1
	0111860 SODOMY, 1ST DEGREE, VICTIM U/12 YEARS OF AGE	Charges	0	0	0	0	0	0	1	0	1
		Cases	0	0	0	0	0	0	1	0	1
	0112200 SEXUAL ABUSE, 1ST DEGREE	Charges	0	1	0	0	0	0	0	0	1
		Cases	0	1	0	0	0	0	0	0	1
	0112210 SEXUAL ABUSE, 1ST DEGREE, VICTIM U/12 YEARS OF AGE	Charges	0	0	0	0	0	0	1	0	1
		Cases	0	0	0	0	0	0	1	0	1
	0360515 COMP INCEST – FORCIBLE COMPULSION/INCAPABLE OF CONSENT OR U/18	Charges	0	0	0	0	0	0	4	0	4
		Cases	0	0	0	0	0	0	1	0	1
	County Total	Charges	0	1	0	0	0	0	8	0	9
		Cases	0	1	0	0	0	0	4	0	5
WEBSTER	0111650 RAPE, 3RD DEGREE	Charges	0	0	0	1	0	0	2	0	3
		Cases	0	0	0	1	0	0	2	0	3
	0372200 USE OF MINOR UNDER 18 IN A SEXUAL PERFORMANCE	Charges	0	0	0	3	0	0	0	0	3
		Cases	0	0	0	1	0	0	0	0	1
	0381120 UNLAWFUL TRANSACTION W/MINOR 1ST DEG ILL SEX ACT, U/16	Charges	0	0	0	0	0	0	1	0	1
		Cases	0	0	0	0	0	0	1	0	1

Considerations:

- * These statistics represent a snapshot in time.
- * A case may consist of one or multiple charges. The distinct count on cases counts the case only once.
- * Counts of cases do not necessarily represent counts of unique individuals.



**Specified Charges Disposed by Disposition Type
(1/1/2019-12/31/2019) Statewide by County**

DISTRICT		Count	Acquitted	Amended	Convicted	Dismissed	Diverted	FTA / FTV / AP	Indictment	Other	Total
WEBSTER	County Total	Charges	0	0	0	4	0	0	3	0	7
		Cases	0	0	0	2	0	0	3	0	5
WHITLEY	0017090 SEXUAL ABUSE - 3RD DEGREE	Charges	0	0	0	1	0	0	0	0	1
		Cases	0	0	0	1	0	0	0	0	1
	0109900 RAPE, 1ST DEGREE	Charges	0	0	0	2	0	0	0	3	5
		Cases	0	0	0	2	0	0	0	3	5
	0111610 RAPE, 2ND DEGREE (MENTALLY INCAPACITATED)	Charges	0	0	0	1	0	0	0	0	1
		Cases	0	0	0	1	0	0	0	0	1
	0111620 RAPE-2ND DEGREE-NO FORCE	Charges	0	0	0	0	0	0	4	0	4
		Cases	0	0	0	0	0	0	1	0	1
	0112050 SODOMY, 3RD DEGREE	Charges	0	0	0	0	0	0	2	0	2
		Cases	0	0	0	0	0	0	1	0	1
	0112200 SEXUAL ABUSE, 1ST DEGREE	Charges	0	0	0	1	0	0	0	0	1
		Cases	0	0	0	1	0	0	0	0	1
	0112220 SEXUAL ABUSE, 2ND DEGREE	Charges	0	1	0	0	0	0	0	0	1
		Cases	0	1	0	0	0	0	0	0	1
	0381120 UNLAWFUL TRANSACTION W/MINOR 1ST DEG ILL SEX ACT, U/16	Charges	0	0	0	1	0	0	1	1	3
		Cases	0	0	0	1	0	0	1	1	3
	County Total	Charges	0	1	0	6	0	0	7	4	18
		Cases	0	1	0	5	0	0	2	4	12
WOLFE	0112220 SEXUAL ABUSE, 2ND DEGREE	Charges	0	0	0	1	0	0	0	0	1

Considerations:

- * These statistics represent a snapshot in time.
- * A case may consist of one or multiple charges. The distinct count on cases counts the case only once.
- * Counts of cases do not necessarily represent counts of unique individuals.



**Specified Charges Disposed by Disposition Type
(1/1/2019-12/31/2019) Statewide by County**

DISTRICT		Count	Acquitted	Amended	Convicted	Dismissed	Diverted	FTA / FTV / AP	Indictment	Other	Total
WOLFE	0112220 SEXUAL ABUSE, 2ND DEGREE	Cases	0	0	0	1	0	0	0	0	1
	County Total	Charges	0	0	0	1	0	0	0	0	1
		Cases	0	0	0	1	0	0	0	0	1
WOODFORD	0112200 SEXUAL ABUSE, 1ST DEGREE	Cases	0	0	0	0	0	0	1	0	1
		Cases	0	0	0	0	0	0	1	0	1
	County Total	Charges	0	0	0	0	0	0	1	0	1
		Cases	0	0	0	0	0	0	1	0	1
Jurisdiction Total		Charges	0	134	66	289	11	6	927	52	1,485
		Cases	0	107	59	168	6	5	440	30	727

JUVENILE		Count	Acquitted	Amended	Convicted	Dismissed	Diverted	FTA / FTV / AP	Indictment	Other	Total
0017080 *OBS* SEXUAL ABUSE - 2ND DEGREE	Cases	0	0	0	1	0	0	0	0	0	1
	Cases	0	0	0	1	0	0	0	0	0	1
0017100 SEXUAL MISCONDUCT	Cases	0	0	0	0	0	0	0	0	3	3
	Cases	0	0	0	0	0	0	0	0	3	3
0111860 SODOMY, 1ST DEGREE, VICTIM U/12 YEARS OF AGE	Cases	0	0	0	0	0	0	0	0	1	1
	Cases	0	3	0	1	0	0	0	0	0	4
0112200 SEXUAL ABUSE, 1ST DEGREE	Cases	0	1	0	1	0	0	0	0	0	2
	Cases	0	1	0	1	0	0	0	0	0	2

Considerations:

- * These statistics represent a snapshot in time.
- * A case may consist of one or multiple charges. The distinct count on cases counts the case only once.
- * Counts of cases do not necessarily represent counts of unique individuals.



**Specified Charges Disposed by Disposition Type
(1/1/2019-12/31/2019) Statewide by County**

ADAIR	County Total	Charges	0	3	0	4	0	0	0	3	10
		Cases	0	1	0	3	0	0	0	1	4
ALLEN	0017090 SEXUAL ABUSE - 3RD DEGREE	Charges	0	0	1	0	0	0	0	0	1
		Cases	0	0	1	0	0	0	0	0	1
	County Total	Charges	0	0	1	0	0	0	0	0	1
		Cases	0	0	1	0	0	0	0	0	1
ANDERSON	0109900 RAPE, 1ST DEGREE	Charges	0	0	0	0	0	0	0	89	89
		Cases	0	0	0	0	0	0	0	1	1
	0109960 RAPE, 1ST DEGREE, VICTIM U/12 YEARS OF AGE	Charges	0	0	1	0	0	0	0	96	97
		Cases	0	0	1	0	0	0	0	1	2
	0111800 SODOMY, 1ST DEGREE	Charges	0	0	0	0	0	0	0	44	44
		Cases	0	0	0	0	0	0	0	1	1
	0111860 SODOMY, 1ST DEGREE, VICTIM U/12 YEARS OF AGE	Charges	0	0	0	0	0	0	0	48	48
		Cases	0	0	0	0	0	0	0	1	1
	0112200 SEXUAL ABUSE, 1ST DEGREE	Charges	0	0	0	0	0	0	0	1	1
		Cases	0	0	0	0	0	0	0	1	1
	0112210 SEXUAL ABUSE, 1ST DEGREE, VICTIM U/12 YEARS OF AGE	Charges	0	1	0	0	0	0	0	17	18
		Cases	0	1	0	0	0	0	0	2	3
	County Total	Charges	0	1	1	0	0	0	0	295	297
		Cases	0	1	1	0	0	0	0	3	4
BARREN	0017090 SEXUAL ABUSE - 3RD DEGREE	Charges	0	2	0	0	0	0	0	0	2
		Cases	0	1	0	0	0	0	0	0	1
	0111860 SODOMY, 1ST DEGREE, VICTIM U/12 YEARS OF AGE	Charges	0	0	0	0	0	0	0	1	1
		Cases	0	0	0	0	0	0	0	1	1

Considerations:

- * These statistics represent a snapshot in time.
- * A case may consist of one or multiple charges. The distinct count on cases counts the case only once.
- * Counts of cases do not necessarily represent counts of unique individuals.



**Specified Charges Disposed by Disposition Type
(1/1/2019-12/31/2019) Statewide by County**

JUVENILE		Count	Acquitted	Amended	Convicted	Dismissed	Diverted	FTA / FTV / AP	Indictment	Other	Total	
BARREN	0112200 SEXUAL ABUSE, 1ST DEGREE	Charges	0	2	0	0	0	0	0	0	2	
		Cases	0	1	0	0	0	0	0	0	1	
	0112210 SEXUAL ABUSE, 1ST DEGREE, VICTIM U/12 YEARS OF AGE	Charges	0	0	0	0	0	0	0	1	1	
		Cases	0	0	0	0	0	0	0	1	1	
	County Total		Charges	0	4	0	0	0	0	0	2	6
			Cases	0	1	0	0	0	0	0	1	2
BOONE	0017100 SEXUAL MISCONDUCT	Charges	0	0	0	1	0	0	0	0	1	
		Cases	0	0	0	1	0	0	0	0	1	
	0111860 SODOMY, 1ST DEGREE, VICTIM U/12 YEARS OF AGE	Charges	0	0	5	0	0	0	0	0	5	
		Cases	0	0	1	0	0	0	0	0	1	
	0112210 SEXUAL ABUSE, 1ST DEGREE, VICTIM U/12 YEARS OF AGE	Charges	0	1	6	1	0	0	0	9	17	
		Cases	0	1	2	1	0	0	0	3	4	
	0112220 SEXUAL ABUSE, 2ND DEGREE	Charges	0	0	1	0	0	0	0	0	1	
		Cases	0	0	1	0	0	0	0	0	1	
	0360520 INCEST – VICTIM U/12 YOA OR SERIOUS PHYSICAL INJURY	Charges	0	0	0	1	0	0	0	0	1	
		Cases	0	0	0	1	0	0	0	0	1	
	0372180 USE OF A MINOR U/16 IN A SEX PERFORMANCE	Charges	0	0	0	1	0	0	0	0	1	
		Cases	0	0	0	1	0	0	0	0	1	
	County Total		Charges	0	1	12	4	0	0	0	9	26
			Cases	0	1	3	4	0	0	0	3	7
BOURBON	0017100 SEXUAL MISCONDUCT	Charges	0	0	1	0	0	0	0	0	1	
		Cases	0	0	1	0	0	0	0	0	1	

Considerations:

- * These statistics represent a snapshot in time.
- * A case may consist of one or multiple charges. The distinct count on cases counts the case only once.
- * Counts of cases do not necessarily represent counts of unique individuals.



**Specified Charges Disposed by Disposition Type
(1/1/2019-12/31/2019) Statewide by County**

JUVENILE		Count	Acquitted	Amended	Convicted	Dismissed	Diverted	FTA / FTV / AP	Indictment	Other	Total	
BOURBON	0109960 RAPE, 1ST DEGREE, VICTIM U/12 YEARS OF AGE	Charges	0	1	0	0	0	0	0	0	1	
		Cases	0	1	0	0	0	0	0	0	1	
	0112200 SEXUAL ABUSE, 1ST DEGREE	Charges	0	0	1	0	0	0	0	0	1	
		Cases	0	0	1	0	0	0	0	0	1	
	0112210 SEXUAL ABUSE, 1ST DEGREE, VICTIM U/12 YEARS OF AGE	Charges	0	1	0	0	0	0	0	0	1	
		Cases	0	1	0	0	0	0	0	0	1	
	County Total		Charges	0	2	2	0	0	0	0	0	4
			Cases	0	2	2	0	0	0	0	0	2
	BOYD	0109900 RAPE, 1ST DEGREE	Charges	0	1	0	0	0	0	0	0	1
			Cases	0	1	0	0	0	0	0	0	1
0112200 SEXUAL ABUSE, 1ST DEGREE		Charges	0	2	0	0	0	0	0	0	2	
		Cases	0	1	0	0	0	0	0	0	1	
County Total		Charges	0	3	0	0	0	0	0	0	3	
		Cases	0	2	0	0	0	0	0	0	2	
BOYLE	0017100 SEXUAL MISCONDUCT	Charges	0	0	1	0	0	0	0	0	1	
		Cases	0	0	1	0	0	0	0	0	1	
	0111860 SODOMY, 1ST DEGREE, VICTIM U/12 YEARS OF AGE	Charges	0	1	0	0	0	0	0	0	1	
		Cases	0	1	0	0	0	0	0	0	1	
	0112020 SODOMY-2ND DEGREE	Charges	0	0	1	0	0	0	0	0	1	
		Cases	0	0	1	0	0	0	0	0	1	
	0360520 INCEST – VICTIM U/12 YOA OR SERIOUS PHYSICAL INJURY	Charges	0	0	0	0	0	0	0	1	1	

Considerations:

- * These statistics represent a snapshot in time.
- * A case may consist of one or multiple charges. The distinct count on cases counts the case only once.
- * Counts of cases do not necessarily represent counts of unique individuals.



**Specified Charges Disposed by Disposition Type
(1/1/2019-12/31/2019) Statewide by County**

JUVENILE		Count	Acquitted	Amended	Convicted	Dismissed	Diverted	FTA / FTV / AP	Indictment	Other	Total
BOYLE	0360520 INCEST – VICTIM U/12 YOA OR SERIOUS PHYSICAL I	Cases	0	0	0	0	0	0	0	1	1
	County Total	Charges	0	1	2	0	0	0	0	1	4
		Cases	0	1	2	0	0	0	0	1	2
BREATHITT	0112200 SEXUAL ABUSE, 1ST DEGREE	Charges	0	1	0	0	0	0	0	0	1
		Cases	0	1	0	0	0	0	0	0	1
	County Total	Charges	0	1	0	0	0	0	0	0	1
		Cases	0	1	0	0	0	0	0	0	1
BRECKINRIDGE	0017090 SEXUAL ABUSE - 3RD DEGREE	Charges	0	0	0	0	0	0	0	1	1
		Cases	0	0	0	0	0	0	0	1	1
	0360520 INCEST – VICTIM U/12 YOA OR SERIOUS PHYSICAL INJURY	Charges	0	0	0	0	0	0	0	1	1
		Cases	0	0	0	0	0	0	0	1	1
	County Total	Charges	0	0	0	0	0	0	0	2	2
		Cases	0	0	0	0	0	0	2	2	
BULLITT	0111800 SODOMY, 1ST DEGREE	Charges	0	2	0	0	0	0	0	0	2
		Cases	0	2	0	0	0	0	0	0	2
	0111860 SODOMY, 1ST DEGREE, VICTIM U/12 YEARS OF AGE	Charges	0	1	0	0	0	0	0	0	1
		Cases	0	1	0	0	0	0	0	0	1
	0112200 SEXUAL ABUSE, 1ST DEGREE	Charges	0	0	0	1	0	0	0	0	1
		Cases	0	0	0	1	0	0	0	0	1
	0381100 UNLAWFUL TRANSACTION W/MINOR 1ST DEG ILL SEX ACT, U/18	Charges	0	0	1	0	0	0	0	0	1
		Cases	0	0	1	0	0	0	0	0	1
	0381120 UNLAWFUL TRANSACTION W/MINOR 1ST DEG ILL	Charges	0	0	1	0	0	0	0	0	1

Considerations:

- * These statistics represent a snapshot in time.
- * A case may consist of one or multiple charges. The distinct count on cases counts the case only once.
- * Counts of cases do not necessarily represent counts of unique individuals.



**Specified Charges Disposed by Disposition Type
(1/1/2019-12/31/2019) Statewide by County**

	SEX ACT, U/16	Cases	0	0	1	0	0	0	0	0	1
	County Total	Charges	0	3	2	1	0	0	0	0	6
		Cases	0	3	2	1	0	0	0	0	5
BUTLER	0109960 RAPE, 1ST DEGREE, VICTIM U/12 YEARS OF AGE	Charges	0	0	0	0	0	0	0	1	1
		Cases	0	0	0	0	0	0	0	1	1
	0112000 *OBS* SODOMY - 1ST DEGREE	Charges	0	0	1	0	0	0	0	0	1
		Cases	0	0	1	0	0	0	0	0	1
	0112210 SEXUAL ABUSE, 1ST DEGREE, VICTIM U/12 YEARS OF AGE	Charges	0	0	0	0	0	0	0	1	1
		Cases	0	0	0	0	0	0	0	1	1
County Total	Charges	0	0	1	0	0	0	0	2	3	
		Cases	0	0	1	0	0	0	1	2	
CALDWELL	0111860 SODOMY, 1ST DEGREE, VICTIM U/12 YEARS OF AGE	Charges	0	0	0	0	0	0	0	2	2
		Cases	0	0	0	0	0	0	0	1	1
	0112210 SEXUAL ABUSE, 1ST DEGREE, VICTIM U/12 YEARS OF AGE	Charges	0	0	0	0	0	0	0	2	2
		Cases	0	0	0	0	0	0	0	1	1
	County Total	Charges	0	0	0	0	0	0	0	4	4
		Cases	0	0	0	0	0	0	0	1	1
CAMPBELL	0017090 SEXUAL ABUSE - 3RD DEGREE	Charges	0	0	1	0	0	0	0	0	1
		Cases	0	0	1	0	0	0	0	0	1
	0109900 RAPE, 1ST DEGREE	Charges	0	0	0	0	0	0	0	1	1
		Cases	0	0	0	0	0	0	0	1	1
	0111800 SODOMY, 1ST DEGREE	Charges	0	0	0	1	0	0	0	0	1
		Cases	0	0	0	1	0	0	0	0	1
	0111860 SODOMY, 1ST DEGREE, VICTIM U/12 YEARS OF AGE	Charges	0	1	0	1	0	0	0	1	3
		Cases	0	1	0	1	0	0	0	1	2

Considerations:

- * These statistics represent a snapshot in time.
- * A case may consist of one or multiple charges. The distinct count on cases counts the case only once.
- * Counts of cases do not necessarily represent counts of unique individuals.



**Specified Charges Disposed by Disposition Type
(1/1/2019-12/31/2019) Statewide by County**

JUVENILE		Count	Acquitted	Amended	Convicted	Dismissed	Diverted	FTA / FTV / AP	Indictment	Other	Total
CAMPBELL	0112200 SEXUAL ABUSE, 1ST DEGREE	Charges	0	0	0	1	0	0	0	0	1
		Cases	0	0	0	1	0	0	0	0	1
	0112210 SEXUAL ABUSE, 1ST DEGREE, VICTIM U/12 YEARS OF AGE	Charges	0	1	0	1	0	0	0	1	3
		Cases	0	1	0	1	0	0	0	1	3
	County Total	Charges	0	2	1	4	0	0	0	3	10
		Cases	0	2	1	2	0	0	0	2	5
CARLISLE	0109900 RAPE, 1ST DEGREE	Charges	0	0	0	0	0	0	0	1	1
		Cases	0	0	0	0	0	0	0	1	1
	County Total	Charges	0	0	0	0	0	0	0	1	1
		Cases	0	0	0	0	0	0	0	1	1
CARROLL	0112210 SEXUAL ABUSE, 1ST DEGREE, VICTIM U/12 YEARS OF AGE	Charges	0	1	0	0	0	0	0	0	1
		Cases	0	1	0	0	0	0	0	0	1
	0372180 USE OF A MINOR U/16 IN A SEX PERFORMANCE	Charges	0	1	0	0	0	0	0	0	1
		Cases	0	1	0	0	0	0	0	0	1
	County Total	Charges	0	2	0	0	0	0	0	0	2
		Cases	0	2	0	0	0	0	0	0	2
CARTER	0109900 RAPE, 1ST DEGREE	Charges	0	0	0	1	0	0	0	0	1
		Cases	0	0	0	1	0	0	0	0	1
	0111860 SODOMY, 1ST DEGREE, VICTIM U/12 YEARS OF AGE	Charges	0	0	0	0	0	0	0	1	1
		Cases	0	0	0	0	0	0	0	1	1
	0112210 SEXUAL ABUSE, 1ST DEGREE, VICTIM U/12 YEARS OF AGE	Charges	0	0	0	0	0	0	0	3	3
		Cases	0	0	0	0	0	0	0	2	2

Considerations:

- * These statistics represent a snapshot in time.
- * A case may consist of one or multiple charges. The distinct count on cases counts the case only once.
- * Counts of cases do not necessarily represent counts of unique individuals.



**Specified Charges Disposed by Disposition Type
(1/1/2019-12/31/2019) Statewide by County**

		Count	Acquitted	Amended	Convicted	Dismissed	Diverted	FTA / FTV / AP	Indictment	Other	Total	
JUVENILE												
CARTER	0112220 SEXUAL ABUSE, 2ND DEGREE	Charges	0	0	0	0	0	0	0	1	1	
		Cases	0	0	0	0	0	0	0	1	1	
	0360520 INCEST – VICTIM U/12 YOA OR SERIOUS PHYSICAL INJURY	Charges	0	0	0	0	0	0	0	1	1	
		Cases	0	0	0	0	0	0	0	1	1	
	County Total		Charges	0	0	0	1	0	0	0	6	7
			Cases	0	0	0	1	0	0	0	2	3
CHRISTIAN	0017090 SEXUAL ABUSE - 3RD DEGREE	Charges	0	0	0	1	0	0	0	0	1	
		Cases	0	0	0	1	0	0	0	0	1	
	0109960 RAPE, 1ST DEGREE, VICTIM U/12 YEARS OF AGE	Charges	0	0	0	1	0	0	0	0	1	
		Cases	0	0	0	1	0	0	0	0	1	
	0111800 SODOMY, 1ST DEGREE	Charges	0	0	0	0	0	0	0	1	1	
		Cases	0	0	0	0	0	0	0	1	1	
	0111860 SODOMY, 1ST DEGREE, VICTIM U/12 YEARS OF AGE	Charges	0	1	0	0	0	0	1	0	2	
		Cases	0	1	0	0	0	0	1	0	2	
	0112200 SEXUAL ABUSE, 1ST DEGREE	Charges	0	0	0	0	0	0	0	1	1	
		Cases	0	0	0	0	0	0	0	1	1	
	0112210 SEXUAL ABUSE, 1ST DEGREE, VICTIM U/12 YEARS OF AGE	Charges	0	0	0	0	0	0	0	1	1	
		Cases	0	0	0	0	0	0	0	1	1	
	County Total		Charges	0	1	0	2	0	0	1	3	7
			Cases	0	1	0	2	0	0	1	2	4
CLARK	0372180 USE OF A MINOR U/16 IN A SEX PERFORMANCE	Charges										
			0	0	1	0	0	0	0	0	1	

Considerations:

- * These statistics represent a snapshot in time.
- * A case may consist of one or multiple charges. The distinct count on cases counts the case only once.
- * Counts of cases do not necessarily represent counts of unique individuals.



**Specified Charges Disposed by Disposition Type
(1/1/2019-12/31/2019) Statewide by County**

JUVENILE		Count	Acquitted	Amended	Convicted	Dismissed	Diverted	FTA / FTV / AP	Indictment	Other	Total
CLARK	0372180 USE OF A MINOR U/16 IN A SEX PERFORMANCE	Cases	0	0	1	0	0	0	0	0	1
	County Total	Charges	0	0	1	0	0	0	0	0	1
		Cases	0	0	1	0	0	0	0	0	1
CLAY	0109901 ATT RAPE, 1ST DEGREE	Charges	0	0	0	0	0	0	0	1	1
		Cases	0	0	0	0	0	0	0	1	1
	0111800 SODOMY, 1ST DEGREE	Charges	0	0	0	0	0	0	0	8	8
		Cases	0	0	0	0	0	0	0	1	1
	0112200 SEXUAL ABUSE, 1ST DEGREE	Charges	0	0	0	0	0	0	0	7	7
		Cases	0	0	0	0	0	0	0	1	1
County Total	Charges	0	0	0	0	0	0	0	16	16	
	Cases	0	0	0	0	0	0	0	1	1	
CLINTON	0017100 SEXUAL MISCONDUCT	Charges	0	0	0	1	0	0	0	0	1
		Cases	0	0	0	1	0	0	0	0	1
	County Total	Charges	0	0	0	1	0	0	0	0	1
		Cases	0	0	0	1	0	0	0	0	1
DAVISS	0017100 SEXUAL MISCONDUCT	Charges	0	0	0	1	1	0	0	0	2
		Cases	0	0	0	1	1	0	0	0	2
	0109960 RAPE, 1ST DEGREE, VICTIM U/12 YEARS OF AGE	Charges	0	2	0	0	0	0	0	0	2
		Cases	0	2	0	0	0	0	0	0	2
	0111800 SODOMY, 1ST DEGREE	Charges	0	0	0	0	1	0	0	0	1
		Cases	0	0	0	0	1	0	0	0	1
0111860 SODOMY, 1ST DEGREE, VICTIM U/12 YEARS OF AGE	Charges	0	0	0	1	0	0	0	0	1	

Considerations:

- * These statistics represent a snapshot in time.
- * A case may consist of one or multiple charges. The distinct count on cases counts the case only once.
- * Counts of cases do not necessarily represent counts of unique individuals.



**Specified Charges Disposed by Disposition Type
(1/1/2019-12/31/2019) Statewide by County**

		Cases	0	0	0	1	0	0	0	0	1
	0112200 SEXUAL ABUSE, 1ST DEGREE	Charges	0	1	0	0	0	0	0	0	1
		Cases	0	1	0	0	0	0	0	0	1
	0112210 SEXUAL ABUSE, 1ST DEGREE, VICTIM U/12 YEARS OF AGE	Charges	0	1	0	1	1	0	0	1	4
		Cases	0	1	0	1	1	0	0	1	4
	0372180 USE OF A MINOR U/16 IN A SEX PERFORMANCE	Charges	0	0	0	0	1	0	0	0	1
		Cases	0	0	0	0	1	0	0	0	1
	County Total	Charges	0	4	0	3	4	0	0	1	12
		Cases	0	4	0	2	4	0	0	1	10
FAYETTE	0017090 SEXUAL ABUSE - 3RD DEGREE	Charges	0	0	0	2	0	0	0	1	3
		Cases	0	0	0	1	0	0	0	1	2
	0017100 SEXUAL MISCONDUCT	Charges	0	0	1	0	0	0	0	1	2
		Cases	0	0	1	0	0	0	0	1	2
	0109900 RAPE, 1ST DEGREE	Charges	0	1	0	0	0	0	0	1	2
		Cases	0	1	0	0	0	0	0	1	2
	0111680 RAPE, 2ND DEGREE (INTELLECTUAL DISABILITY)	Charges	0	0	0	0	0	0	0	1	1
		Cases	0	0	0	0	0	0	0	1	1
	0111800 SODOMY, 1ST DEGREE	Charges	0	1	0	0	0	0	0	0	1
		Cases	0	1	0	0	0	0	0	0	1
	0111860 SODOMY, 1ST DEGREE, VICTIM U/12 YEARS OF AGE	Charges	0	0	0	0	0	0	0	2	2
		Cases	0	0	0	0	0	0	0	2	2
	0112200 SEXUAL ABUSE, 1ST DEGREE	Charges	0	2	0	0	0	0	0	4	6
		Cases	0	2	0	0	0	0	0	4	6
	0112210 SEXUAL ABUSE, 1ST DEGREE, VICTIM U/12 YEARS OF AGE	Charges	0	3	0	0	0	0	0	6	9
		Cases	0	2	0	0	0	0	0	4	6
	0360500 INCEST	Charges									
			0	0	0	0	0	0	1	0	1

Considerations:

- * These statistics represent a snapshot in time.
- * A case may consist of one or multiple charges. The distinct count on cases counts the case only once.
- * Counts of cases do not necessarily represent counts of unique individuals.



**Specified Charges Disposed by Disposition Type
(1/1/2019-12/31/2019) Statewide by County**

		Count	Acquitted	Amended	Convicted	Dismissed	Diverted	FTA / FTV / AP	Indictment	Other	Total
JUVENILE											
FAYETTE	0360500 INCEST	Cases	0	0	0	0	0	0	1	0	1
	0360520 INCEST – VICTIM U/12 YOA OR SERIOUS PHYSICAL INJURY	Charges	0	0	0	0	0	0	0	1	1
		Cases	0	0	0	0	0	0	0	1	1
	County Total	Charges	0	7	1	2	0	0	1	17	28
		Cases	0	6	1	1	0	0	1	11	17
FLEMING	0109940 RAPE, 1ST DEGREE - INCAPABLE OF CONSENT/PHYSICALLY HELPLESS	Charges	0	0	1	0	0	0	0	0	1
		Cases	0	0	1	0	0	0	0	0	1
	0112210 SEXUAL ABUSE, 1ST DEGREE, VICTIM U/12 YEARS OF AGE	Charges	0	0	0	1	0	0	0	0	1
		Cases	0	0	0	1	0	0	0	0	1
	County Total	Charges	0	0	1	1	0	0	0	0	2
	Cases	0	0	1	1	0	0	0	0	2	
FRANKLIN	0017100 SEXUAL MISCONDUCT	Charges	0	0	0	1	0	0	0	0	1
		Cases	0	0	0	1	0	0	0	0	1
	0109900 RAPE, 1ST DEGREE	Charges	0	0	0	3	0	0	0	0	3
		Cases	0	0	0	2	0	0	0	0	2
	0111860 SODOMY, 1ST DEGREE, VICTIM U/12 YEARS OF AGE	Charges	0	0	0	1	0	0	0	0	1
		Cases	0	0	0	1	0	0	0	0	1
	0360500 INCEST	Charges	0	0	0	2	0	0	0	0	2
		Cases	0	0	0	1	0	0	0	0	1
	County Total	Charges	0	0	0	7	0	0	0	0	7
	Cases	0	0	0	4	0	0	0	0	4	

Considerations:

- * These statistics represent a snapshot in time.
- * A case may consist of one or multiple charges. The distinct count on cases counts the case only once.
- * Counts of cases do not necessarily represent counts of unique individuals.



**Specified Charges Disposed by Disposition Type
(1/1/2019-12/31/2019) Statewide by County**

JUVENILE		Count	Acquitted	Amended	Convicted	Dismissed	Diverted	FTA / FTV / AP	Indictment	Other	Total
GALLATIN	0109960 RAPE, 1ST DEGREE, VICTIM U/12 YEARS OF AGE	Charges	0	0	0	1	0	0	0	0	1
		Cases	0	0	0	1	0	0	0	0	1
	0111860 SODOMY, 1ST DEGREE, VICTIM U/12 YEARS OF AGE	Charges	0	0	1	0	0	0	0	0	1
		Cases	0	0	1	0	0	0	0	0	1
	0112210 SEXUAL ABUSE, 1ST DEGREE, VICTIM U/12 YEARS OF AGE	Charges	0	0	1	0	0	0	0	0	1
		Cases	0	0	1	0	0	0	0	0	1
County Total	Charges	0	0	2	1	0	0	0	0	3	
	Cases	0	0	1	1	0	0	0	0	1	
GARRARD	0017100 SEXUAL MISCONDUCT	Charges	0	0	0	1	0	0	0	0	1
		Cases	0	0	0	1	0	0	0	0	1
	0111860 SODOMY, 1ST DEGREE, VICTIM U/12 YEARS OF AGE	Charges	0	0	0	0	2	0	0	0	2
		Cases	0	0	0	0	1	0	0	0	1
	0112200 SEXUAL ABUSE, 1ST DEGREE	Charges	0	0	0	0	1	0	0	0	1
		Cases	0	0	0	0	1	0	0	0	1
	0112210 SEXUAL ABUSE, 1ST DEGREE, VICTIM U/12 YEARS OF AGE	Charges	0	0	0	0	2	0	0	0	2
		Cases	0	0	0	0	1	0	0	0	1
	County Total	Charges	0	0	0	1	5	0	0	0	6
		Cases	0	0	0	1	2	0	0	0	3
GRANT	0111850 SODOMY, 1ST - INCAPABLE OF CONSENT / PHY HELPLESS / SERIOUS INJURY	Charges	0	0	0	2	0	0	0	0	2
		Cases	0	0	0	1	0	0	0	0	1
	County Total	Charges	0	0	0	2	0	0	0	0	2
		Cases	0	0	0	1	0	0	0	0	1

Considerations:

- * These statistics represent a snapshot in time.
- * A case may consist of one or multiple charges. The distinct count on cases counts the case only once.
- * Counts of cases do not necessarily represent counts of unique individuals.



**Specified Charges Disposed by Disposition Type
(1/1/2019-12/31/2019) Statewide by County**

JUVENILE		Count	Acquitted	Amended	Convicted	Dismissed	Diverted	FTA / FTV / AP	Indictment	Other	Total	
GRAVES	0017100 SEXUAL MISCONDUCT	Charges	0	0	0	0	0	0	0	3	3	
		Cases	0	0	0	0	0	0	0	2	2	
	0109960 RAPE, 1ST DEGREE, VICTIM U/12 YEARS OF AGE	Charges	0	1	0	0	0	0	0	0	0	1
		Cases	0	1	0	0	0	0	0	0	0	1
	0111800 SODOMY, 1ST DEGREE	Charges	0	0	0	0	0	0	0	1	0	1
		Cases	0	0	0	0	0	0	0	1	0	1
	0112200 SEXUAL ABUSE, 1ST DEGREE	Charges	0	0	0	0	0	0	0	0	3	3
		Cases	0	0	0	0	0	0	0	0	1	1
	0112210 SEXUAL ABUSE, 1ST DEGREE, VICTIM U/12 YEARS OF AGE	Charges	0	1	0	0	0	0	0	0	0	1
		Cases	0	1	0	0	0	0	0	0	0	1
County Total		Charges	0	2	0	0	0	0	1	6	9	
		Cases	0	2	0	0	0	0	1	3	5	
GRAYSON	0017100 SEXUAL MISCONDUCT	Charges	0	0	0	0	0	0	0	1	1	
		Cases	0	0	0	0	0	0	0	1	1	
	0112200 SEXUAL ABUSE, 1ST DEGREE	Charges	0	1	0	0	0	0	0	0	0	1
		Cases	0	1	0	0	0	0	0	0	0	1
	0372200 USE OF MINOR UNDER 18 IN A SEXUAL PERFORMANCE	Charges	0	1	0	0	0	0	0	0	0	1
		Cases	0	1	0	0	0	0	0	0	0	1
	County Total		Charges	0	2	0	0	0	0	0	1	3
			Cases	0	2	0	0	0	0	0	1	2
GREEN	0111800 SODOMY, 1ST DEGREE	Charges	0	0	1	15	0	0	0	0	16	
		Cases	0	0	1	4	0	0	0	0	5	

Considerations:

- * These statistics represent a snapshot in time.
- * A case may consist of one or multiple charges. The distinct count on cases counts the case only once.
- * Counts of cases do not necessarily represent counts of unique individuals.



**Specified Charges Disposed by Disposition Type
(1/1/2019-12/31/2019) Statewide by County**

JUVENILE		Count	Acquitted	Amended	Convicted	Dismissed	Diverted	FTA / FTV / AP	Indictment	Other	Total	
GREEN	0111860 SODOMY, 1ST DEGREE, VICTIM U/12 YEARS OF AGE	Charges	0	0	1	0	0	0	0	0	1	
		Cases	0	0	1	0	0	0	0	0	1	
	0112200 SEXUAL ABUSE, 1ST DEGREE	Charges	0	0	2	11	0	0	0	0	13	
		Cases	0	0	1	4	0	0	0	0	5	
	0112210 SEXUAL ABUSE, 1ST DEGREE, VICTIM U/12 YEARS OF AGE	Charges	0	0	2	1	0	0	0	0	3	
		Cases	0	0	2	1	0	0	0	0	3	
	County Total		Charges	0	0	6	27	0	0	0	0	33
			Cases	0	0	3	6	0	0	0	0	9
	GREENUP	0017090 SEXUAL ABUSE - 3RD DEGREE	Charges	0	0	0	3	0	0	0	0	3
			Cases	0	0	0	3	0	0	0	0	3
0112210 SEXUAL ABUSE, 1ST DEGREE, VICTIM U/12 YEARS OF AGE		Charges	0	0	0	1	0	0	0	0	1	
		Cases	0	0	0	1	0	0	0	0	1	
County Total		Charges	0	0	0	4	0	0	0	0	4	
		Cases	0	0	0	4	0	0	0	0	4	
HARDIN	0109900 RAPE, 1ST DEGREE	Charges	0	0	0	1	0	0	0	0	1	
		Cases	0	0	0	1	0	0	0	0	1	
	0112200 SEXUAL ABUSE, 1ST DEGREE	Charges	0	1	0	0	0	0	0	0	1	
		Cases	0	1	0	0	0	0	0	0	1	
	County Total		Charges	0	1	0	1	0	0	0	0	2
			Cases	0	1	0	1	0	0	0	0	2

Considerations:

- * These statistics represent a snapshot in time.
- * A case may consist of one or multiple charges. The distinct count on cases counts the case only once.
- * Counts of cases do not necessarily represent counts of unique individuals.



**Specified Charges Disposed by Disposition Type
(1/1/2019-12/31/2019) Statewide by County**

		Count	Acquitted	Amended	Convicted	Dismissed	Diverted	FTA / FTV / AP	Indictment	Other	Total	
JUVENILE												
HARLAN	0017090 SEXUAL ABUSE - 3RD DEGREE	Charges	0	0	0	2	0	0	0	1	3	
		Cases	0	0	0	1	0	0	0	1	2	
	0017100 SEXUAL MISCONDUCT	Charges	0	0	0	0	0	0	0	1	1	
		Cases	0	0	0	0	0	0	0	1	1	
	0109960 RAPE, 1ST DEGREE, VICTIM U/12 YEARS OF AGE	Charges	0	1	0	0	0	0	0	0	1	
		Cases	0	1	0	0	0	0	0	0	1	
	0111860 SODOMY, 1ST DEGREE, VICTIM U/12 YEARS OF AGE	Charges	0	0	0	0	0	0	0	1	1	
		Cases	0	0	0	0	0	0	0	1	1	
	0112210 SEXUAL ABUSE, 1ST DEGREE, VICTIM U/12 YEARS OF AGE	Charges	0	1	0	0	0	0	0	0	1	
		Cases	0	1	0	0	0	0	0	0	1	
County Total		Charges	0	2	0	2	0	0	0	3	7	
		Cases	0	1	0	1	0	0	0	2	3	
HARRISON	0017090 SEXUAL ABUSE - 3RD DEGREE	Charges	0	0	0	0	1	0	0	0	1	
		Cases	0	0	0	0	1	0	0	0	1	
	0017100 SEXUAL MISCONDUCT	Charges	0	1	0	0	0	0	0	0	1	
		Cases	0	1	0	0	0	0	0	0	1	
	0112200 SEXUAL ABUSE, 1ST DEGREE	Charges	0	0	0	1	0	0	0	0	1	
		Cases	0	0	0	1	0	0	0	0	1	
	0360500 INCEST	Charges	0	0	0	0	0	0	0	2	2	
		Cases	0	0	0	0	0	0	0	2	2	
	County Total		Charges	0	1	0	1	1	0	0	2	5
			Cases	0	1	0	1	1	0	0	2	5

Considerations:

- * These statistics represent a snapshot in time.
- * A case may consist of one or multiple charges. The distinct count on cases counts the case only once.
- * Counts of cases do not necessarily represent counts of unique individuals.



**Specified Charges Disposed by Disposition Type
(1/1/2019-12/31/2019) Statewide by County**

		Count	Acquitted	Amended	Convicted	Dismissed	Diverted	FTA / FTV / AP	Indictment	Other	Total	
JUVENILE												
HART	0109900 RAPE, 1ST DEGREE	Charges	0	0	0	0	0	0	0	3	3	
		Cases	0	0	0	0	0	0	0	1	1	
	0112200 SEXUAL ABUSE, 1ST DEGREE	Charges	0	0	0	0	0	0	0	8	8	
		Cases	0	0	0	0	0	0	0	2	2	
	County Total		Charges	0	0	0	0	0	0	0	11	11
			Cases	0	0	0	0	0	0	0	2	2
HENDERSON	0111860 SODOMY, 1ST DEGREE, VICTIM U/12 YEARS OF AGE	Charges	0	0	2	0	0	0	0	0	2	
		Cases	0	0	2	0	0	0	0	0	2	
	County Total		Charges	0	0	2	0	0	0	0	0	2
			Cases	0	0	2	0	0	0	0	0	2
HENRY	0017100 SEXUAL MISCONDUCT	Charges	0	0	0	1	0	0	0	0	1	
		Cases	0	0	0	1	0	0	0	0	1	
	0111860 SODOMY, 1ST DEGREE, VICTIM U/12 YEARS OF AGE	Charges	0	0	0	1	0	0	0	0	1	
		Cases	0	0	0	1	0	0	0	0	1	
	0112210 SEXUAL ABUSE, 1ST DEGREE, VICTIM U/12 YEARS OF AGE	Charges	0	0	0	3	0	0	0	0	3	
		Cases	0	0	0	2	0	0	0	0	2	
	County Total		Charges	0	0	0	5	0	0	0	0	5
			Cases	0	0	0	2	0	0	0	0	2
HOPKINS	0017090 SEXUAL ABUSE - 3RD DEGREE	Charges	0	0	2	1	0	0	0	0	3	
		Cases	0	0	1	1	0	0	0	0	2	
	0109900 RAPE, 1ST DEGREE	Charges	0	0	0	1	0	0	0	0	1	
		Cases	0	0	0	1	0	0	0	0	1	

Considerations:

- * These statistics represent a snapshot in time.
- * A case may consist of one or multiple charges. The distinct count on cases counts the case only once.
- * Counts of cases do not necessarily represent counts of unique individuals.



**Specified Charges Disposed by Disposition Type
(1/1/2019-12/31/2019) Statewide by County**

JUVENILE		Count	Acquitted	Amended	Convicted	Dismissed	Diverted	FTA / FTV / AP	Indictment	Other	Total	
HOPKINS	0109960 RAPE, 1ST DEGREE, VICTIM U/12 YEARS OF AGE	Charges	0	0	0	1	0	0	0	0	1	
		Cases	0	0	0	1	0	0	0	0	1	
	0111860 SODOMY, 1ST DEGREE, VICTIM U/12 YEARS OF AGE	Charges	0	0	0	1	0	0	0	0	1	
		Cases	0	0	0	1	0	0	0	0	1	
	0112200 SEXUAL ABUSE, 1ST DEGREE	Charges	0	2	0	0	0	0	0	0	2	
		Cases	0	1	0	0	0	0	0	0	1	
	0112210 SEXUAL ABUSE, 1ST DEGREE, VICTIM U/12 YEARS OF AGE	Charges	0	0	0	0	0	0	0	1	1	
		Cases	0	0	0	0	0	0	0	1	1	
	County Total		Charges	0	2	2	4	0	0	0	1	9
			Cases	0	1	1	4	0	0	0	1	6
	JACKSON	0017090 SEXUAL ABUSE - 3RD DEGREE	Charges	0	0	0	2	0	0	0	0	2
			Cases	0	0	0	1	0	0	0	0	1
County Total		Charges	0	0	0	2	0	0	0	0	2	
		Cases	0	0	0	1	0	0	0	0	1	
JEFFERSON	0017090 SEXUAL ABUSE - 3RD DEGREE	Charges	0	0	1	1	0	0	0	0	2	
		Cases	0	0	1	1	0	0	0	0	2	
	0017100 SEXUAL MISCONDUCT	Charges	0	0	3	0	0	0	0	0	3	
		Cases	0	0	2	0	0	0	0	0	2	
	0109900 RAPE, 1ST DEGREE	Charges	0	0	1	0	0	0	0	0	1	
		Cases	0	0	1	0	0	0	0	0	1	
	0111800 SODOMY, 1ST DEGREE	Charges	0	2	7	0	0	0	0	0	9	
		Cases	0	1	1	0	0	0	0	0	2	

Considerations:

- * These statistics represent a snapshot in time.
- * A case may consist of one or multiple charges. The distinct count on cases counts the case only once.
- * Counts of cases do not necessarily represent counts of unique individuals.



**Specified Charges Disposed by Disposition Type
(1/1/2019-12/31/2019) Statewide by County**

JUVENILE		Count	Acquitted	Amended	Convicted	Dismissed	Diverted	FTA / FTV / AP	Indictment	Other	Total
JEFFERSON	0111860 SODOMY, 1ST DEGREE, VICTIM U/12 YEARS OF AGE	Charges	0	5	0	12	0	0	0	2	19
		Cases	0	4	0	7	0	0	0	1	11
	0112200 SEXUAL ABUSE, 1ST DEGREE	Charges	0	0	1	1	0	0	0	0	2
		Cases	0	0	1	1	0	0	0	0	2
	0112201 ATT SEXUAL ABUSE, 1ST DEGREE	Charges	0	1	0	0	0	0	0	0	1
		Cases	0	1	0	0	0	0	0	0	1
	0112210 SEXUAL ABUSE, 1ST DEGREE, VICTIM U/12 YEARS OF AGE	Charges	0	2	5	3	0	0	0	2	12
		Cases	0	2	3	3	0	0	0	1	9
	0372180 USE OF A MINOR U/16 IN A SEX PERFORMANCE	Charges	0	0	0	1	0	0	0	0	1
		Cases	0	0	0	1	0	0	0	0	1
County Total		Charges	0	10	18	18	0	0	0	4	50
		Cases	0	8	5	11	0	0	0	1	20
JESSAMINE	0017090 SEXUAL ABUSE - 3RD DEGREE	Charges	0	3	0	0	0	0	0	0	3
		Cases	0	3	0	0	0	0	0	0	3
	0017091 ATT SEXUAL ABUSE - 3RD DEGREE	Charges	0	0	3	0	0	0	0	0	3
		Cases	0	0	3	0	0	0	0	0	3
	0112200 SEXUAL ABUSE, 1ST DEGREE	Charges	0	1	0	0	0	0	0	0	1
		Cases	0	1	0	0	0	0	0	0	1
County Total		Charges	0	4	3	0	0	0	0	0	7
		Cases	0	3	3	0	0	0	0	0	3
JOHNSON	0109960 RAPE, 1ST DEGREE, VICTIM U/12 YEARS OF AGE	Charges	0	1	0	0	0	0	0	0	1

Considerations:

- * These statistics represent a snapshot in time.
- * A case may consist of one or multiple charges. The distinct count on cases counts the case only once.
- * Counts of cases do not necessarily represent counts of unique individuals.



**Specified Charges Disposed by Disposition Type
(1/1/2019-12/31/2019) Statewide by County**

JUVENILE		Count	Acquitted	Amended	Convicted	Dismissed	Diverted	FTA / FTV / AP	Indictment	Other	Total	
JOHNSON	0109960 RAPE, 1ST DEGREE, VICTIM U/12 YEARS OF AGE	Cases	0	1	0	0	0	0	0	0	1	
	County Total	Charges	0	1	0	0	0	0	0	0	1	
		Cases	0	1	0	0	0	0	0	0	1	
KENTON	0017090 SEXUAL ABUSE - 3RD DEGREE	Charges	0	0	1	0	0	0	0	0	1	
		Cases	0	0	1	0	0	0	0	0	0	1
	0017100 SEXUAL MISCONDUCT	Charges	0	0	2	0	0	0	0	0	0	2
		Cases	0	0	2	0	0	0	0	0	0	2
	0109900 RAPE, 1ST DEGREE	Charges	0	0	0	6	0	0	1	0	0	7
		Cases	0	0	0	2	0	0	1	0	0	2
	0109960 RAPE, 1ST DEGREE, VICTIM U/12 YEARS OF AGE	Charges	0	0	0	0	0	0	1	0	0	1
		Cases	0	0	0	0	0	0	1	0	0	1
	0111800 SODOMY, 1ST DEGREE	Charges	0	1	0	0	0	0	0	0	0	1
		Cases	0	1	0	0	0	0	0	0	0	1
	0111801 ATT SODOMY, 1ST DEGREE	Charges	0	0	0	1	0	0	0	0	0	1
		Cases	0	0	0	1	0	0	0	0	0	1
	0112050 SODOMY, 3RD DEGREE	Charges	0	0	0	1	0	0	0	0	0	1
		Cases	0	0	0	1	0	0	0	0	0	1
	0112200 SEXUAL ABUSE, 1ST DEGREE	Charges	0	1	0	1	0	0	1	0	0	3
		Cases	0	1	0	1	0	0	1	0	0	2
	0112210 SEXUAL ABUSE, 1ST DEGREE, VICTIM U/12 YEARS OF AGE	Charges	0	0	0	1	0	0	0	0	1	2
		Cases	0	0	0	1	0	0	0	0	1	2
0360520 INCEST – VICTIM U/12 YOA OR SERIOUS PHYSICAL INJURY	Charges	0	0	0	1	0	0	0	0	0	1	
	Cases	0	0	0	1	0	0	0	0	0	1	

Considerations:

- * These statistics represent a snapshot in time.
- * A case may consist of one or multiple charges. The distinct count on cases counts the case only once.
- * Counts of cases do not necessarily represent counts of unique individuals.



**Specified Charges Disposed by Disposition Type
(1/1/2019-12/31/2019) Statewide by County**

County Total		Charges	0	2	3	11	0	0	3	1	20	
		Cases	0	2	3	5	0	0	2	1	9	
KNOX	0111800 SODOMY, 1ST DEGREE	Charges	0	1	0	0	0	0	0	0	1	
		Cases	0	1	0	0	0	0	0	0	0	1
	0111860 SODOMY, 1ST DEGREE, VICTIM U/12 YEARS OF AGE	Charges	0	0	0	3	0	0	0	0	0	3
		Cases	0	0	0	2	0	0	0	0	0	2
	0112210 SEXUAL ABUSE, 1ST DEGREE, VICTIM U/12 YEARS OF AGE	Charges	0	0	0	1	0	0	0	0	0	1
		Cases	0	0	0	1	0	0	0	0	0	1
	County Total		Charges	0	1	0	4	0	0	0	0	5
			Cases	0	1	0	2	0	0	0	0	3
LARUE	0111860 SODOMY, 1ST DEGREE, VICTIM U/12 YEARS OF AGE	Charges	0	0	0	0	0	0	0	1	1	
		Cases	0	0	0	0	0	0	0	0	1	1
	0372180 USE OF A MINOR U/16 IN A SEX PERFORMANCE	Charges	0	0	0	0	0	0	0	0	2	2
		Cases	0	0	0	0	0	0	0	0	1	1
	County Total		Charges	0	0	0	0	0	0	0	3	3
			Cases	0	0	0	0	0	0	0	2	2
LAUREL	0111800 SODOMY, 1ST DEGREE	Charges	0	1	0	1	0	0	0	0	2	
		Cases	0	1	0	1	0	0	0	0	0	2
	0112210 SEXUAL ABUSE, 1ST DEGREE, VICTIM U/12 YEARS OF AGE	Charges	0	0	0	0	0	0	0	0	1	1
		Cases	0	0	0	0	0	0	0	0	1	1
	0112220 SEXUAL ABUSE, 2ND DEGREE	Charges	0	0	2	0	0	0	0	0	0	2
		Cases	0	0	2	0	0	0	0	0	0	2
	0360500 INCEST	Charges	0	1	0	12	0	0	0	0	0	13
		Cases	0	1	0	2	0	0	0	0	0	2

Considerations:

- * These statistics represent a snapshot in time.
- * A case may consist of one or multiple charges. The distinct count on cases counts the case only once.
- * Counts of cases do not necessarily represent counts of unique individuals.



**Specified Charges Disposed by Disposition Type
(1/1/2019-12/31/2019) Statewide by County**

JUVENILE		Count	Acquitted	Amended	Convicted	Dismissed	Diverted	FTA / FTV / AP	Indictment	Other	Total	
LAUREL	County Total	Charges	0	2	2	13	0	0	0	1	18	
		Cases	0	2	2	2	0	0	0	1	4	
LETCHER	0109900 RAPE, 1ST DEGREE	Charges	0	1	0	0	0	0	0	0	1	
		Cases	0	1	0	0	0	0	0	0	1	
	0111800 SODOMY, 1ST DEGREE	Charges	0	1	0	0	0	0	0	0	1	
		Cases	0	1	0	0	0	0	0	0	1	
	County Total	Charges	0	2	0	0	0	0	0	0	0	2
		Cases	0	1	0	0	0	0	0	0	0	1
LEWIS	0017090 SEXUAL ABUSE - 3RD DEGREE	Charges	0	0	0	1	0	0	0	1	2	
		Cases	0	0	0	1	0	0	0	1	2	
	0109900 RAPE, 1ST DEGREE	Charges	0	0	0	20	0	0	0	0	20	
		Cases	0	0	0	1	0	0	0	0	1	
	0109960 RAPE, 1ST DEGREE, VICTIM U/12 YEARS OF AGE	Charges	0	0	0	20	0	0	0	0	20	
		Cases	0	0	0	1	0	0	0	0	1	
	0111860 SODOMY, 1ST DEGREE, VICTIM U/12 YEARS OF AGE	Charges	0	0	0	1	0	0	0	0	1	
		Cases	0	0	0	1	0	0	0	0	1	
	0360500 INCEST	Charges	0	0	0	1	0	0	0	0	1	
		Cases	0	0	0	1	0	0	0	0	1	
	0360520 INCEST – VICTIM U/12 YOA OR SERIOUS PHYSICAL INJURY	Charges	0	0	0	1	0	0	0	0	1	
		Cases	0	0	0	1	0	0	0	0	1	
	County Total	Charges	0	0	0	44	0	0	0	1	45	
		Cases	0	0	0	2	0	0	0	1	3	

Considerations:

- * These statistics represent a snapshot in time.
- * A case may consist of one or multiple charges. The distinct count on cases counts the case only once.
- * Counts of cases do not necessarily represent counts of unique individuals.



**Specified Charges Disposed by Disposition Type
(1/1/2019-12/31/2019) Statewide by County**

JUVENILE		Count	Acquitted	Amended	Convicted	Dismissed	Diverted	FTA / FTV / AP	Indictment	Other	Total
LIVINGSTON	0111860 SODOMY, 1ST DEGREE, VICTIM U/12 YEARS OF AGE	Charges	0	0	0	0	0	0	0	3	3
		Cases	0	0	0	0	0	0	0	1	1
	County Total	Charges	0	0	0	0	0	0	0	3	3
		Cases	0	0	0	0	0	0	0	1	1
LOGAN	0017090 SEXUAL ABUSE - 3RD DEGREE	Charges	0	1	0	0	0	0	0	0	1
		Cases	0	1	0	0	0	0	0	0	1
	0017100 SEXUAL MISCONDUCT	Charges	0	0	1	0	0	0	0	0	1
		Cases	0	0	1	0	0	0	0	0	1
	0109900 RAPE, 1ST DEGREE	Charges	0	1	1	0	0	0	0	0	2
		Cases	0	1	1	0	0	0	0	0	2
	0109940 RAPE, 1ST DEGREE - INCAPABLE OF CONSENT/PHYSICALLY HELPLESS	Charges	0	0	0	0	0	0	1	0	1
		Cases	0	0	0	0	0	0	1	0	1
	0112200 SEXUAL ABUSE, 1ST DEGREE	Charges	0	0	1	1	0	0	0	0	2
		Cases	0	0	1	1	0	0	0	0	2
	0112220 SEXUAL ABUSE, 2ND DEGREE	Charges	0	1	0	0	0	0	0	0	1
		Cases	0	1	0	0	0	0	0	0	1
County Total	Charges	0	3	3	1	0	0	1	0	8	
	Cases	0	2	2	1	0	0	1	0	4	
LYON	0112210 SEXUAL ABUSE, 1ST DEGREE, VICTIM U/12 YEARS OF AGE	Charges	0	0	0	1	0	0	0	0	1
		Cases	0	0	0	1	0	0	0	0	1
	County Total	Charges	0	0	0	1	0	0	0	0	1
		Cases	0	0	0	1	0	0	0	0	1

Considerations:

- * These statistics represent a snapshot in time.
- * A case may consist of one or multiple charges. The distinct count on cases counts the case only once.
- * Counts of cases do not necessarily represent counts of unique individuals.



**Specified Charges Disposed by Disposition Type
(1/1/2019-12/31/2019) Statewide by County**

JUVENILE		Count	Acquitted	Amended	Convicted	Dismissed	Diverted	FTA / FTV / AP	Indictment	Other	Total	
MADISON	0112210 SEXUAL ABUSE, 1ST DEGREE, VICTIM U/12 YEARS OF AGE	Charges	0	0	0	0	0	0	0	1	1	
		Cases	0	0	0	0	0	0	0	1	1	
	County Total		Charges	0	0	0	0	0	0	0	1	1
			Cases	0	0	0	0	0	0	0	1	1
MAGOFFIN	0017090 SEXUAL ABUSE - 3RD DEGREE	Charges	0	0	0	1	0	0	0	0	1	
		Cases	0	0	0	1	0	0	0	0	1	
	0111860 SODOMY, 1ST DEGREE, VICTIM U/12 YEARS OF AGE	Charges	0	1	0	0	0	0	0	0	1	
		Cases	0	1	0	0	0	0	0	0	1	
	0112200 SEXUAL ABUSE, 1ST DEGREE	Charges	0	1	0	0	0	0	0	0	1	
		Cases	0	1	0	0	0	0	0	0	1	
	0112210 SEXUAL ABUSE, 1ST DEGREE, VICTIM U/12 YEARS OF AGE	Charges	0	1	0	0	0	0	0	0	1	
		Cases	0	1	0	0	0	0	0	0	1	
	County Total		Charges	0	3	0	1	0	0	0	0	4
			Cases	0	2	0	1	0	0	0	0	2
MARSHALL	0111800 SODOMY, 1ST DEGREE	Charges	0	1	0	0	0	0	0	0	1	
		Cases	0	1	0	0	0	0	0	0	1	
	County Total		Charges	0	1	0	0	0	0	0	0	1
			Cases	0	1	0	0	0	0	0	0	1
MCCRACKEN	0017100 SEXUAL MISCONDUCT	Charges	0	0	0	0	0	0	0	1	1	
		Cases	0	0	0	0	0	0	0	1	1	
	0109950 RAPE, 1ST - INCAP OF CONSENT/PHYS HELPLESS/SERIOUS INJURY	Charges	0	1	0	0	0	0	0	0	1	
		Cases	0	1	0	0	0	0	0	0	1	

Considerations:

- * These statistics represent a snapshot in time.
- * A case may consist of one or multiple charges. The distinct count on cases counts the case only once.
- * Counts of cases do not necessarily represent counts of unique individuals.



**Specified Charges Disposed by Disposition Type
(1/1/2019-12/31/2019) Statewide by County**

JUVENILE		Count	Acquitted	Amended	Convicted	Dismissed	Diverted	FTA / FTV / AP	Indictment	Other	Total	
MCCRACKEN	0111800 SODOMY, 1ST DEGREE	Charges	0	0	0	0	0	0	1	0	1	
		Cases	0	0	0	0	0	0	1	0	1	
	0111860 SODOMY, 1ST DEGREE, VICTIM U/12 YEARS OF AGE	Charges	0	0	0	0	0	0	0	1	1	
		Cases	0	0	0	0	0	0	0	1	1	
	0112210 SEXUAL ABUSE, 1ST DEGREE, VICTIM U/12 YEARS OF AGE	Charges	0	0	0	2	0	0	0	1	3	
		Cases	0	0	0	2	0	0	0	1	3	
	County Total		Charges	0	1	0	2	0	0	1	3	7
			Cases	0	1	0	2	0	0	1	3	6
	METCALFE	0017100 SEXUAL MISCONDUCT	Charges	0	0	0	0	0	0	0	1	1
			Cases	0	0	0	0	0	0	0	1	1
0109900 RAPE, 1ST DEGREE		Charges	0	1	0	0	0	0	0	0	1	
		Cases	0	1	0	0	0	0	0	0	1	
0109960 RAPE, 1ST DEGREE, VICTIM U/12 YEARS OF AGE		Charges	0	1	0	0	0	0	0	0	1	
		Cases	0	1	0	0	0	0	0	0	1	
County Total		Charges	0	2	0	0	0	0	0	1	3	
		Cases	0	2	0	0	0	0	0	1	2	
MONTGOMERY		0111800 SODOMY, 1ST DEGREE	Charges	0	0	0	0	0	0	0	2	2
			Cases	0	0	0	0	0	0	0	1	1
	0111860 SODOMY, 1ST DEGREE, VICTIM U/12 YEARS OF AGE	Charges	0	0	0	1	0	0	0	0	1	
		Cases	0	0	0	1	0	0	0	0	1	
	0112200 SEXUAL ABUSE, 1ST DEGREE	Charges	0	0	0	1	0	0	0	0	1	

Considerations:

- * These statistics represent a snapshot in time.
- * A case may consist of one or multiple charges. The distinct count on cases counts the case only once.
- * Counts of cases do not necessarily represent counts of unique individuals.



**Specified Charges Disposed by Disposition Type
(1/1/2019-12/31/2019) Statewide by County**

JUVENILE		Count	Acquitted	Amended	Convicted	Dismissed	Diverted	FTA / FTV / AP	Indictment	Other	Total	
MONTGOMERY	0112200 SEXUAL ABUSE, 1ST DEGREE	Cases	0	0	0	1	0	0	0	0	1	
	0112210 SEXUAL ABUSE, 1ST DEGREE, VICTIM U/12 YEARS OF AGE	Charges	0	1	0	0	0	0	0	0	1	
		Cases	0	1	0	0	0	0	0	0	1	
	County Total	Charges	0	1	0	2	0	0	0	0	2	5
		Cases	0	1	0	1	0	0	0	0	1	3
MUHLENBERG	0111860 SODOMY, 1ST DEGREE, VICTIM U/12 YEARS OF AGE	Charges	0	0	0	1	1	0	0	0	2	
		Cases	0	0	0	1	1	0	0	0	2	
	0112200 SEXUAL ABUSE, 1ST DEGREE	Charges	0	0	0	2	0	0	0	0	2	
		Cases	0	0	0	1	0	0	0	0	1	
	County Total	Charges	0	0	0	3	1	0	0	0	0	4
		Cases	0	0	0	1	1	0	0	0	0	2
OHIO	0017090 SEXUAL ABUSE - 3RD DEGREE	Charges	0	0	1	0	0	0	0	0	1	
		Cases	0	0	1	0	0	0	0	0	1	
	0017100 SEXUAL MISCONDUCT	Charges	0	0	0	1	0	0	0	0	1	
		Cases	0	0	0	1	0	0	0	0	1	
	0109920 RAPE, 1ST DEGREE - DOMESTIC VIOLENCE	Charges	0	0	0	1	0	0	0	0	1	
		Cases	0	0	0	1	0	0	0	0	1	
	0109960 RAPE, 1ST DEGREE, VICTIM U/12 YEARS OF AGE	Charges	0	0	0	0	1	0	0	0	1	
		Cases	0	0	0	0	1	0	0	0	1	
	0111860 SODOMY, 1ST DEGREE, VICTIM U/12 YEARS OF AGE	Charges	0	0	1	0	0	0	0	0	1	
		Cases	0	0	1	0	0	0	0	0	1	

Considerations:

- * These statistics represent a snapshot in time.
- * A case may consist of one or multiple charges. The distinct count on cases counts the case only once.
- * Counts of cases do not necessarily represent counts of unique individuals.



**Specified Charges Disposed by Disposition Type
(1/1/2019-12/31/2019) Statewide by County**

		Count	Acquitted	Amended	Convicted	Dismissed	Diverted	FTA / FTV / AP	Indictment	Other	Total	
												JUVENILE
OHIO	0112210 SEXUAL ABUSE, 1ST DEGREE, VICTIM U/12 YEARS OF AGE	Charges	0	0	1	0	1	0	0	0	2	
		Cases	0	0	1	0	1	0	0	0	2	
	0360500 INCEST	Charges	0	0	0	0	1	0	0	0	1	
		Cases	0	0	0	0	1	0	0	0	1	
	County Total	Charges	0	0	3	2	3	0	0	0	0	8
		Cases	0	0	3	2	3	0	0	0	0	6
OWEN	0112210 SEXUAL ABUSE, 1ST DEGREE, VICTIM U/12 YEARS OF AGE	Charges	0	0	0	2	0	0	0	0	2	
		Cases	0	0	0	1	0	0	0	0	1	
	County Total	Charges	0	0	0	2	0	0	0	0	0	2
		Cases	0	0	0	1	0	0	0	0	0	1
PENDLETON	0017100 SEXUAL MISCONDUCT	Charges	0	0	0	0	0	0	0	1	1	
		Cases	0	0	0	0	0	0	0	0	1	1
	0109960 RAPE, 1ST DEGREE, VICTIM U/12 YEARS OF AGE	Charges	0	1	0	0	0	0	0	0	0	1
		Cases	0	1	0	0	0	0	0	0	0	1
	0112220 SEXUAL ABUSE, 2ND DEGREE	Charges	0	0	0	0	1	0	0	0	0	1
		Cases	0	0	0	0	1	0	0	0	0	1
	County Total	Charges	0	1	0	0	1	0	0	0	1	3
		Cases	0	1	0	0	1	0	0	0	1	2
PIKE	0111860 SODOMY, 1ST DEGREE, VICTIM U/12 YEARS OF AGE	Charges	0	0	0	4	0	0	0	0	4	
		Cases	0	0	0	2	0	0	0	0	2	
	0112210 SEXUAL ABUSE, 1ST DEGREE, VICTIM U/12 YEARS OF AGE	Charges	0	0	0	2	0	0	0	0	0	2
		Cases	0	0	0	2	0	0	0	0	0	2

Considerations:

- * These statistics represent a snapshot in time.
- * A case may consist of one or multiple charges. The distinct count on cases counts the case only once.
- * Counts of cases do not necessarily represent counts of unique individuals.



**Specified Charges Disposed by Disposition Type
(1/1/2019-12/31/2019) Statewide by County**

JUVENILE		Count	Acquitted	Amended	Convicted	Dismissed	Diverted	FTA / FTV / AP	Indictment	Other	Total
PIKE	0112210 SEXUAL ABUSE, 1ST DEGREE, VICTIM U/12 YEARS OF AGE	Cases	0	0	0	1	0	0	0	0	1
	County Total	Charges	0	0	0	6	0	0	0	0	6
		Cases	0	0	0	2	0	0	0	0	2
PULASKI	0017090 SEXUAL ABUSE - 3RD DEGREE	Cases	0	0	1	0	0	0	0	0	1
		Cases	0	0	1	0	0	0	0	0	1
	0112200 SEXUAL ABUSE, 1ST DEGREE	Cases	0	1	0	0	0	0	0	0	1
		Cases	0	1	0	0	0	0	0	0	1
	0112210 SEXUAL ABUSE, 1ST DEGREE, VICTIM U/12 YEARS OF AGE	Cases	0	0	0	1	0	0	0	0	1
		Cases	0	0	0	1	0	0	0	0	1
	County Total	Charges	0	1	1	1	0	0	0	0	3
	Cases	0	1	1	1	0	0	0	0	2	
ROWAN	0017100 SEXUAL MISCONDUCT	Cases	0	0	4	0	0	0	0	0	4
		Cases	0	0	1	0	0	0	0	0	1
	0111800 SODOMY, 1ST DEGREE	Cases	0	4	0	0	0	0	0	0	4
		Cases	0	1	0	0	0	0	0	0	1
	County Total	Charges	0	4	4	0	0	0	0	0	8
		Cases	0	1	1	0	0	0	0	0	1
RUSSELL	0111800 SODOMY, 1ST DEGREE	Cases	0	0	0	1	0	0	0	0	1
		Cases	0	0	0	1	0	0	0	0	1
	0112210 SEXUAL ABUSE, 1ST DEGREE, VICTIM U/12 YEARS OF AGE	Cases	0	0	0	1	0	0	0	0	1
		Cases	0	0	0	1	0	0	0	0	1
	County Total	Charges	0	0	0	2	0	0	0	0	2

Considerations:

- * These statistics represent a snapshot in time.
- * A case may consist of one or multiple charges. The distinct count on cases counts the case only once.
- * Counts of cases do not necessarily represent counts of unique individuals.



**Specified Charges Disposed by Disposition Type
(1/1/2019-12/31/2019) Statewide by County**

		Cases	0	0	0	2	0	0	0	0	2	
SCOTT	0017090 SEXUAL ABUSE - 3RD DEGREE	Charges	0	1	0	1	0	0	0	0	2	
		Cases	0	1	0	1	0	0	0	0	2	
	0017100 SEXUAL MISCONDUCT	Charges	0	0	1	0	0	0	0	0	1	
		Cases	0	0	1	0	0	0	0	0	1	
	0109900 RAPE, 1ST DEGREE	Charges	0	0	0	1	0	0	0	0	1	
		Cases	0	0	0	1	0	0	0	0	1	
	0112200 SEXUAL ABUSE, 1ST DEGREE	Charges	0	0	0	0	0	0	0	1	1	
		Cases	0	0	0	0	0	0	0	1	1	
	County Total	Charges	0	1	1	2	0	0	0	1	5	
		Cases	0	1	1	2	0	0	0	1	5	
	SHELBY	0017090 SEXUAL ABUSE - 3RD DEGREE	Charges	0	0	1	0	0	0	0	0	1
			Cases	0	0	1	0	0	0	0	0	1
County Total		Charges	0	0	1	0	0	0	0	0	1	
		Cases	0	0	1	0	0	0	0	0	1	
TAYLOR	0109900 RAPE, 1ST DEGREE	Charges	0	1	1	0	0	0	0	0	2	
		Cases	0	1	1	0	0	0	0	0	2	
	0111800 SODOMY, 1ST DEGREE	Charges	0	1	0	0	0	0	0	0	1	
		Cases	0	1	0	0	0	0	0	0	1	
	0111860 SODOMY, 1ST DEGREE, VICTIM U/12 YEARS OF AGE	Charges	0	1	0	0	0	0	0	0	1	
		Cases	0	1	0	0	0	0	0	0	1	
	0112210 SEXUAL ABUSE, 1ST DEGREE, VICTIM U/12 YEARS OF AGE	Charges	0	1	0	0	0	0	0	0	1	
		Cases	0	1	0	0	0	0	0	0	1	
	0372180 USE OF A MINOR U/16 IN A SEX PERFORMANCE	Charges	0	2	0	0	0	0	0	0	2	
		Cases	0	1	0	0	0	0	0	0	1	

Considerations:

- * These statistics represent a snapshot in time.
- * A case may consist of one or multiple charges. The distinct count on cases counts the case only once.
- * Counts of cases do not necessarily represent counts of unique individuals.



**Specified Charges Disposed by Disposition Type
(1/1/2019-12/31/2019) Statewide by County**

JUVENILE		Count	Acquitted	Amended	Convicted	Dismissed	Diverted	FTA / FTV / AP	Indictment	Other	Total	
TAYLOR	County Total	Charges	0	6	1	0	0	0	0	0	7	
		Cases	0	3	1	0	0	0	0	0	4	
TODD	0109960 RAPE, 1ST DEGREE, VICTIM U/12 YEARS OF AGE	Charges	0	0	0	1	0	0	0	0	1	
		Cases	0	0	0	1	0	0	0	0	1	
	0112210 SEXUAL ABUSE, 1ST DEGREE, VICTIM U/12 YEARS OF AGE	Charges	0	0	0	0	0	0	0	1	1	
		Cases	0	0	0	0	0	0	0	1	1	
	County Total		Charges	0	0	0	1	0	0	0	1	2
			Cases	0	0	0	1	0	0	0	1	2
TRIGG	0017100 SEXUAL MISCONDUCT	Charges	0	0	0	0	0	0	0	2	2	
		Cases	0	0	0	0	0	0	0	2	2	
	0109900 RAPE, 1ST DEGREE	Charges	0	1	0	0	0	0	0	0	1	
		Cases	0	1	0	0	0	0	0	0	1	
	0109904 FACIL RAPE, 1ST DEGREE	Charges	0	1	0	0	0	0	0	0	1	
		Cases	0	1	0	0	0	0	0	0	1	
	0111860 SODOMY, 1ST DEGREE, VICTIM U/12 YEARS OF AGE	Charges	0	0	0	0	0	0	0	1	1	
		Cases	0	0	0	0	0	0	0	1	1	
	County Total		Charges	0	2	0	0	0	0	0	3	5
			Cases	0	2	0	0	0	0	0	3	3
	TRIMBLE	0109900 RAPE, 1ST DEGREE	Charges	0	2	0	0	0	0	0	0	2
			Cases	0	2	0	0	0	0	0	0	2
0111860 SODOMY, 1ST DEGREE, VICTIM U/12 YEARS OF AGE		Charges	0	1	0	0	0	0	0	0	1	
		Cases	0	1	0	0	0	0	0	0	1	

Considerations:

- * These statistics represent a snapshot in time.
- * A case may consist of one or multiple charges. The distinct count on cases counts the case only once.
- * Counts of cases do not necessarily represent counts of unique individuals.



**Specified Charges Disposed by Disposition Type
(1/1/2019-12/31/2019) Statewide by County**

JUVENILE		Count	Acquitted	Amended	Convicted	Dismissed	Diverted	FTA / FTV / AP	Indictment	Other	Total	
TRIMBLE	0112210 SEXUAL ABUSE, 1ST DEGREE, VICTIM U/12 YEARS OF AGE	Charges	0	0	0	2	0	0	0	0	2	
		Cases	0	0	0	1	0	0	0	0	1	
	County Total		Charges	0	3	0	2	0	0	0	0	5
			Cases	0	3	0	1	0	0	0	0	3
UNION	0112200 SEXUAL ABUSE, 1ST DEGREE	Charges	0	0	1	0	0	0	0	4	5	
		Cases	0	0	1	0	0	0	0	1	1	
	0112210 SEXUAL ABUSE, 1ST DEGREE, VICTIM U/12 YEARS OF AGE	Charges	0	5	0	0	0	0	0	0	5	
		Cases	0	1	0	0	0	0	0	0	1	
	County Total		Charges	0	5	1	0	0	0	0	4	10
			Cases	0	1	1	0	0	0	0	1	1
WARREN	0017100 SEXUAL MISCONDUCT	Charges	0	0	1	0	0	0	0	0	1	
		Cases	0	0	1	0	0	0	0	0	1	
	0109900 RAPE, 1ST DEGREE	Charges	0	1	0	0	0	0	0	2	3	
		Cases	0	1	0	0	0	0	0	1	2	
	0109960 RAPE, 1ST DEGREE, VICTIM U/12 YEARS OF AGE	Charges	0	1	0	0	0	0	0	0	1	
		Cases	0	1	0	0	0	0	0	0	1	
	0111620 RAPE-2ND DEGREE-NO FORCE	Charges	0	0	1	0	0	0	0	0	1	
		Cases	0	0	1	0	0	0	0	0	1	
	0111800 SODOMY, 1ST DEGREE	Charges	0	1	0	1	0	0	0	7	9	
		Cases	0	1	0	1	0	0	0	1	3	
	0112020 SODOMY-2ND DEGREE	Charges	0	0	1	0	0	0	0	0	1	
		Cases	0	0	1	0	0	0	0	0	1	

Considerations:

- * These statistics represent a snapshot in time.
- * A case may consist of one or multiple charges. The distinct count on cases counts the case only once.
- * Counts of cases do not necessarily represent counts of unique individuals.



**Specified Charges Disposed by Disposition Type
(1/1/2019-12/31/2019) Statewide by County**

		Count	Acquitted	Amended	Convicted	Dismissed	Diverted	FTA / FTV / AP	Indictment	Other	Total	
JUVENILE												
WARREN	0112200 SEXUAL ABUSE, 1ST DEGREE	Charges	0	0	0	1	0	0	0	7	8	
		Cases	0	0	0	1	0	0	0	1	2	
	0360500 INCEST	Charges	0	0	0	0	0	0	0	1	1	
		Cases	0	0	0	0	0	0	0	1	1	
	County Total		Charges	0	3	3	2	0	0	0	17	25
			Cases	0	3	3	1	0	0	0	2	5
WASHINGTON	0017100 SEXUAL MISCONDUCT	Charges	0	0	0	1	0	0	0	0	1	
		Cases	0	0	0	1	0	0	0	0	1	
	County Total		Charges	0	0	0	1	0	0	0	0	1
			Cases	0	0	0	1	0	0	0	0	1
WHITLEY	0109960 RAPE, 1ST DEGREE, VICTIM U/12 YEARS OF AGE	Charges	0	0	0	0	0	0	0	1	1	
		Cases	0	0	0	0	0	0	0	1	1	
	0112210 SEXUAL ABUSE, 1ST DEGREE, VICTIM U/12 YEARS OF AGE	Charges	0	0	0	0	0	0	0	1	1	
		Cases	0	0	0	0	0	0	0	1	1	
	County Total		Charges	0	0	0	0	0	0	0	2	2
			Cases	0	0	0	0	0	0	0	1	1
Jurisdiction Total		Charges	0	104	81	201	15	0	8	438	847	
		Cases	0	79	50	88	12	0	7	67	245	

Considerations:

- * These statistics represent a snapshot in time.
- * A case may consist of one or multiple charges. The distinct count on cases counts the case only once.
- * Counts of cases do not necessarily represent counts of unique individuals.



**Specified Charges Disposed by Disposition Type
(1/1/2019-12/31/2019) Statewide by County**

		Count	Acquitted	Amended	Convicted	Dismissed	Diverted	FTA / FTV / AP	Indictment	Other	Total
CIRCUIT	0017090 SEXUAL ABUSE - 3RD DEGREE	Charges	0	1	21	4	20	0	0	0	46
		Cases	0	1	19	4	1	0	0	0	24
	0017100 SEXUAL MISCONDUCT	Charges	0	0	143	3	3	0	0	0	149
		Cases	0	0	74	3	3	0	0	0	80
	0017105 COMP SEXUAL MISCONDUCT	Charges	0	0	0	2	0	0	0	0	2
		Cases	0	0	0	2	0	0	0	0	2
	0109900 RAPE, 1ST DEGREE	Charges	19	80	99	79	1	8	0	19	305
		Cases	4	56	17	42	1	6	0	3	120
	0109901 ATT RAPE, 1ST DEGREE	Charges	0	4	3	2	0	1	0	0	10
		Cases	0	4	2	2	0	1	0	0	9
	0109905 COMP RAPE, 1ST DEGREE	Charges	0	1	0	45	0	0	0	1	47
		Cases	0	1	0	6	0	0	0	1	8
	0109910 RAPE, 1ST DEGREE W/SERIOUS PHYSICAL INJURY	Charges	0	0	1	1	0	0	0	0	2
		Cases	0	0	1	1	0	0	0	0	2
	0109915 COMP RAPE, 1ST DEGREE W/SERIOUS PHYSICAL INJURY	Charges	1	0	0	0	0	0	0	0	1
		Cases	1	0	0	0	0	0	0	0	1
	0109920 RAPE, 1ST DEGREE - DOMESTIC VIOLENCE	Charges	0	7	3	27	0	2	0	0	39
		Cases	0	7	3	13	0	2	0	0	23
	0109921 ATT RAPE, 1ST DEGREE - DOMESTIC VIOLENCE	Charges	0	0	0	1	0	0	0	0	1
		Cases	0	0	0	1	0	0	0	0	1
0109925 COMP RAPE, 1ST DEGREE - DOMESTIC VIOLENCE	Charges	0	0	0	1	0	0	0	0	1	
	Cases	0	0	0	1	0	0	0	0	1	

Considerations:

- * These statistics represent a snapshot in time.
- * A case may consist of one or multiple charges. The distinct count on cases counts the case only once.
- * Counts of cases do not necessarily represent counts of unique individuals.



**Specified Charges Disposed by Disposition Type
(1/1/2019-12/31/2019) Statewide by County**

CIRCUIT	0109940 RAPE, 1ST DEGREE - INCAPABLE OF CONSENT/PHYSICALLY HELPLESS	Charges	0	5	0	3	0	1	0	0	9
		Cases	0	5	0	3	0	1	0	0	9
	0109950 RAPE, 1ST - INCAP OF CONSENT/PHYS HELPLESS/SERIOUS INJURY	Charges	0	4	1	12	0	1	0	0	18
		Cases	0	4	1	3	0	1	0	0	9
	0109960 RAPE, 1ST DEGREE, VICTIM U/12 YEARS OF AGE	Charges	4	76	32	92	0	0	0	15	219
		Cases	3	26	17	24	0	0	0	3	68
	0109961 ATT RAPE, 1ST DEGREE, VICTIM U/12 YEARS OF AGE	Charges	0	0	0	5	0	0	0	0	5
		Cases	0	0	0	5	0	0	0	0	5
	0109963 CONS RAPE, 1ST DEGREE, VICTIM U/12 YEARS OF AGE	Charges	0	1	0	0	0	0	0	0	1
		Cases	0	1	0	0	0	0	0	0	1
	0109965 COMP RAPE, 1ST DEGREE, VICTIM U/12 YEARS OF AGE	Charges	0	0	0	3	0	0	0	0	3
		Cases	0	0	0	2	0	0	0	0	2
	0110001 *OBS* ATT RAPE - 1ST DEGREE	Charges	0	0	0	1	0	0	0	0	1
		Cases	0	0	0	1	0	0	0	0	1
	0110010 *OBS* RAPE-1ST DEGREE-NO WEAPON-INCAPABLE OF CONSENT-AGE	Charges	0	0	1	0	0	0	0	0	1
		Cases	0	0	1	0	0	0	0	0	1
	0111311 *OBS* ATT SODOMY-1ST DEGREE-MAN-STRONGARM	Charges	0	1	0	0	0	0	0	0	1
		Cases	0	1	0	0	0	0	0	0	1
	0111610 RAPE, 2ND DEGREE (MENTALLY INCAPACITATED)	Charges	0	1	2	4	0	0	0	0	7
		Cases	0	1	2	2	0	0	0	0	5
	0111620 RAPE-2ND DEGREE-NO FORCE	Charges	1	23	56	161	0	3	0	6	250
		Cases	1	18	36	12	0	3	0	1	64
	0111624 FACL RAPE-2ND DEGREE-NO FORCE	Charges	0	0	1	0	0	0	0	0	1
		Cases	0	0	1	0	0	0	0	0	1
	0111630 *OBS* RAPE-3RD DEGREE-NO FORCE	Charges	0	2	0	1	0	0	0	0	3
		Cases	0	2	0	1	0	0	0	0	3

Considerations:

- * These statistics represent a snapshot in time.
- * A case may consist of one or multiple charges. The distinct count on cases counts the case only once.
- * Counts of cases do not necessarily represent counts of unique individuals.



**Specified Charges Disposed by Disposition Type
(1/1/2019-12/31/2019) Statewide by County**

CIRCUIT	0111650 RAPE, 3RD DEGREE	Charges	2	33	69	38	0	7	0	0	149
		Cases	2	24	49	25	0	5	0	0	99
	0111651 ATT RAPE, 3RD DEGREE	Charges	0	0	1	0	0	0	0	0	1
		Cases	0	0	1	0	0	0	0	0	1
	0111654 FACL RAPE, 3RD DEGREE	Charges	0	0	1	0	0	0	0	0	1
		Cases	0	0	1	0	0	0	0	0	1
	0111655 COMP RAPE, 3RD DEGREE	Charges	0	1	0	4	0	0	0	0	5
		Cases	0	1	0	4	0	0	0	0	5
	0111800 SODOMY, 1ST DEGREE	Charges	2	30	144	56	0	5	0	1	238
		Cases	2	25	28	41	0	4	0	1	93
	0111801 ATT SODOMY, 1ST DEGREE	Charges	0	2	1	2	0	1	0	0	6
		Cases	0	2	1	2	0	1	0	0	6
	0111804 FACL SODOMY, 1ST DEGREE	Charges	0	0	0	1	0	0	0	0	1
		Cases	0	0	0	1	0	0	0	0	1
	0111805 COMP SODOMY, 1ST DEGREE	Charges	0	0	0	4	0	0	0	1	5
		Cases	0	0	0	4	0	0	0	1	5
	0111815 COMP SODOMY, 1ST DEGREE W/SERIOUS PHYSICAL INJURY	Charges	1	0	0	0	0	0	0	0	1
		Cases	1	0	0	0	0	0	0	0	1
	0111820 SODOMY, 1ST DEGREE, DOMESTIC VIOLENCE	Charges	0	5	2	26	0	0	0	0	33
		Cases	0	5	2	13	0	0	0	0	16
	0111840 SODOMY, 1ST DEGREE - INCAPABLE OF CONSENT/PHYSICALLY HELPLES	Charges	0	0	4	2	0	0	0	0	6
		Cases	0	0	3	2	0	0	0	0	5
	0111845 COMP SODOMY, 1ST DEGREE - INCAPABLE OF CONSENT/PHYSICALLY HELPLES	Charges	0	0	0	4	0	0	0	0	4
		Cases	0	0	0	4	0	0	0	0	4
	0111850 SODOMY,1ST -INCAPABLE OF CONSENT/PHY HELPLESS/SERIOUS INJURY	Charges	0	1	2	0	0	0	0	0	3
		Cases	0	1	1	0	0	0	0	0	2

Considerations:

- * These statistics represent a snapshot in time.
- * A case may consist of one or multiple charges. The distinct count on cases counts the case only once.
- * Counts of cases do not necessarily represent counts of unique individuals.



**Specified Charges Disposed by Disposition Type
(1/1/2019-12/31/2019) Statewide by County**

CIRCUIT	Charge Description	Disposition	County								Total
			Adm	Adm	Adm	Adm	Adm	Adm	Adm	Adm	
0111860 SODOMY, 1ST DEGREE, VICTIM U/12 YEARS OF AGE	Charges		9	137	31	155	0	4	0	15	351
	Cases		3	48	20	44	0	2	0	4	112
0111861 ATT SODOMY, 1ST DEGREE, VICTIM U/12 YEARS OF AGE	Charges		0	1	14	6	0	0	0	0	21
	Cases		0	1	3	3	0	0	0	0	6
0111865 COMP SODOMY, 1ST DEGREE, VICTIM U/12 YEARS OF AGE	Charges		0	3	0	7	0	0	0	0	10
	Cases		0	2	0	3	0	0	0	0	4
0112010 SODOMY 2ND DEGREE (MENTALLY INCAPACITED)	Charges		0	0	0	3	0	0	0	0	3
	Cases		0	0	0	2	0	0	0	0	2
0112020 SODOMY-2ND DEGREE	Charges		1	8	38	31	0	0	0	0	78
	Cases		1	8	22	17	0	0	0	0	41
0112021 ATT SODOMY-2ND DEGREE	Charges		0	1	0	0	0	0	0	0	1
	Cases		0	1	0	0	0	0	0	0	1
0112030 *OBS* SODOMY-3RD DEGREE	Charges		0	0	1	0	0	0	0	0	1
	Cases		0	0	1	0	0	0	0	0	1
0112050 SODOMY, 3RD DEGREE	Charges		2	30	52	55	20	2	0	0	161
	Cases		2	15	32	22	1	1	0	0	63
0112051 ATT SODOMY, 3RD DEGREE	Charges		0	0	2	0	0	0	0	0	2
	Cases		0	0	2	0	0	0	0	0	2
0112055 COMP SODOMY, 3RD DEGREE	Charges		0	0	0	1	0	0	0	0	1
	Cases		0	0	0	1	0	0	0	0	1
0112110 *OBS* SEXUAL ABUSE-1ST DEGREE	Charges		1	0	0	1	0	0	0	0	2
	Cases		1	0	0	1	0	0	0	0	2
0112114 *OBS* FACL SEXUAL ABUSE-1ST DEGREE	Charges		0	0	0	4	0	0	0	0	4
	Cases		0	0	0	1	0	0	0	0	1
0112200 SEXUAL ABUSE, 1ST DEGREE	Charges		9	87	240	221	5	23	0	6	591
	Cases		5	65	147	87	3	13	0	3	298

Considerations:

- * These statistics represent a snapshot in time.
- * A case may consist of one or multiple charges. The distinct count on cases counts the case only once.
- * Counts of cases do not necessarily represent counts of unique individuals.



**Specified Charges Disposed by Disposition Type
(1/1/2019-12/31/2019) Statewide by County**

CIRCUIT	0112201 ATT SEXUAL ABUSE, 1ST DEGREE	Charges	0	0	4	0	0	0	0	0	4
		Cases	0	0	4	0	0	0	0	0	4
	0112205 COMP SEXUAL ABUSE, 1ST DEGREE	Charges	0	1	0	7	0	0	0	4	12
		Cases	0	1	0	3	0	0	0	1	5
	0112210 SEXUAL ABUSE, 1ST DEGREE, VICTIM U/12 YEARS OF AGE	Charges	19	147	193	411	0	12	0	13	795
		Cases	9	85	89	100	0	6	0	4	261
	0112211 ATT SEXUAL ABUSE, 1ST DEGREE, VICTIM U/12 YEARS OF AGE	Charges	0	0	9	1	0	0	0	0	10
		Cases	0	0	7	1	0	0	0	0	8
	0112215 COMP SEXUAL ABUSE, 1ST DEGREE, VICTIM U/12 YEARS OF AGE	Charges	0	3	1	1	0	0	0	1	6
		Cases	0	3	1	1	0	0	0	1	6
	0112220 SEXUAL ABUSE, 2ND DEGREE	Charges	0	2	40	6	0	0	0	0	48
		Cases	0	2	17	5	0	0	0	0	24
	0112221 ATT SEXUAL ABUSE, 2ND DEGREE	Charges	0	0	2	0	0	0	0	0	2
		Cases	0	0	1	0	0	0	0	0	1
	0360410 *OBS* INCEST W/MINOR	Charges	0	0	0	3	0	0	0	0	3
		Cases	0	0	0	1	0	0	0	0	1
	0360500 INCEST	Charges	20	6	11	47	0	0	0	26	110
		Cases	1	5	5	11	0	0	0	3	22
	0360505 COMP INCEST	Charges	0	1	0	1	0	0	0	0	2
		Cases	0	1	0	1	0	0	0	0	2
	0360510 INCEST – FORCIBLE COMPULSION/INCAPABLE OF CONSENT OR U/18	Charges	1	6	50	121	0	1	0	18	197
		Cases	1	5	13	29	0	1	0	2	47
	0360514 FACIL INCEST – FORCIBLE COMPULSION/INCAPABLE OF CONSENT OR U/18	Charges	0	0	1	0	0	0	0	0	1
		Cases	0	0	1	0	0	0	0	0	1
	0360515 COMP INCEST – FORCIBLE COMPULSION/INCAPABLE OF CONSENT OR U/18	Charges	0	2	0	0	0	0	0	0	2
		Cases	0	2	0	0	0	0	0	0	2

Considerations:

- * These statistics represent a snapshot in time.
- * A case may consist of one or multiple charges. The distinct count on cases counts the case only once.
- * Counts of cases do not necessarily represent counts of unique individuals.



**Specified Charges Disposed by Disposition Type
(1/1/2019-12/31/2019) Statewide by County**

CIRCUIT	Charge Description	Disposition	County									
			Adm	Boone	Bourbon	Calloway	Carter	Cass	Cecilia	Christian	Crittenden	Daviess
0360520 INCEST – VICTIM U/12 YOA OR SERIOUS PHYSICAL INJURY	Charges		3	14	26	53	0	0	0	0	1	97
	Cases		1	9	9	17	0	0	0	0	1	33
0360521 ATT INCEST – VICTIM U/12 YOA OR SERIOUS PHYSICAL INJURY	Charges		0	0	6	0	0	0	0	0	0	6
	Cases		0	0	1	0	0	0	0	0	0	1
0372180 USE OF A MINOR U/16 IN A SEX PERFORMANCE	Charges		0	9	49	63	0	1	0	0	0	122
	Cases		0	9	9	17	0	1	0	0	0	33
0372181 ATT USE OF A MINOR U/16 IN A SEX PERFORMANCE	Charges		0	0	0	1	0	0	0	0	0	1
	Cases		0	0	0	1	0	0	0	0	0	1
0372185 COMP USE OF A MINOR U/16 IN A SEX PERFORMANCE	Charges		0	5	0	1	0	0	0	0	0	6
	Cases		0	1	0	1	0	0	0	0	0	2
0372190 USE OF A MINOR IN A SEX PERFORMANCE-PHYSICAL INJURY	Charges		0	1	0	1	0	0	0	0	0	2
	Cases		0	1	0	1	0	0	0	0	0	2
0372200 USE OF MINOR UNDER 18 IN A SEXUAL PERFORMANCE	Charges		0	44	6	59	1	0	0	0	0	110
	Cases		0	6	3	11	1	0	0	0	0	19
0381100 UNLAWFUL TRANSACTION W/MINOR 1ST DEG ILL SEX ACT, U/18	Charges		0	0	4	5	0	0	0	0	0	9
	Cases		0	0	3	3	0	0	0	0	0	6
0381101 ATT UNLAWFUL TRANSACTION W/MINOR 1ST DEG ILL SEX ACT, U/18	Charges		0	0	1	0	0	0	0	0	0	1
	Cases		0	0	1	0	0	0	0	0	0	1
0381102 SOLC UNLAWFUL TRANSACTION W/MINOR 1ST DEG ILL SEX ACT, U/18	Charges		0	0	1	0	0	0	0	0	0	1
	Cases		0	0	1	0	0	0	0	0	0	1
0381120 UNLAWFUL TRANSACTION W/MINOR 1ST DEG ILL SEX ACT, U/16	Charges		0	23	4	85	0	1	0	3	0	116
	Cases		0	15	4	24	0	1	0	2	0	44
0381121 ATT UNLAWFUL TRANSACTION W/MINOR 1ST DEG ILL SEX ACT, U/16	Charges		0	1	1	1	0	0	0	0	0	3
	Cases		0	1	1	1	0	0	0	0	0	3
0381123 CONS UNLAWFUL TRANSACTION W/MINOR 1ST DEG ILL SEX ACT, U/16	Charges		0	0	1	0	0	0	0	0	0	1
	Cases		0	0	1	0	0	0	0	0	0	1

Considerations:

- * These statistics represent a snapshot in time.
- * A case may consist of one or multiple charges. The distinct count on cases counts the case only once.
- * Counts of cases do not necessarily represent counts of unique individuals.



**Specified Charges Disposed by Disposition Type
(1/1/2019-12/31/2019) Statewide by County**

CIRCUIT	0381125 COMP UNLAWFUL TRANSACTION W/MINOR 1ST DEG ILL SEX ACT, U/16	Charges	0	2	0	16	0	0	0	2	20
		Cases	0	2	0	6	0	0	0	1	7
	County Total	Charges	95	812	1,375	1,951	50	73	0	132	4,488
		Cases	26	394	476	393	9	29	0	12	899
	Jurisdiction Total	Charges	95	812	1,375	1,951	50	73	0	132	4,488
		Cases	26	394	476	393	9	29	0	12	899
DISTRICT	0017080 *OBS* SEXUAL ABUSE - 2ND DEGREE	Charges	0	1	0	3	0	0	0	3	7
		Cases	0	1	0	2	0	0	0	1	4
	0017090 SEXUAL ABUSE - 3RD DEGREE	Charges	0	28	23	31	1	3	10	1	97
		Cases	0	28	21	29	1	3	10	1	92
	0017100 SEXUAL MISCONDUCT	Charges	0	6	28	20	7	2	2	1	66
		Cases	0	6	26	16	2	1	2	1	52
	0017101 ATT SEXUAL MISCONDUCT	Charges	0	0	1	1	0	0	0	0	2
		Cases	0	0	1	1	0	0	0	0	2
	0017120 SEXUAL MISCONDUCT-SPOUSE	Charges	0	0	0	0	0	0	0	2	2
		Cases	0	0	0	0	0	0	0	2	2
	0109900 RAPE, 1ST DEGREE	Charges	0	6	0	31	0	0	97	5	139
		Cases	0	6	0	29	0	0	77	5	116
	0109901 ATT RAPE, 1ST DEGREE	Charges	0	1	0	3	0	0	5	0	9
		Cases	0	1	0	3	0	0	5	0	9
	0109905 COMP RAPE, 1ST DEGREE	Charges	0	0	0	0	0	0	2	0	2
		Cases	0	0	0	0	0	0	2	0	2
	0109910 RAPE, 1ST DEGREE W/SERIOUS PHYSICAL INJURY	Charges	0	0	0	0	0	0	1	0	1
		Cases	0	0	0	0	0	0	1	0	1
0109920 RAPE, 1ST DEGREE - DOMESTIC VIOLENCE	Charges	0	2	0	5	0	0	9	2	18	
	Cases	0	2	0	5	0	0	9	2	18	

Considerations:

- * These statistics represent a snapshot in time.
- * A case may consist of one or multiple charges. The distinct count on cases counts the case only once.
- * Counts of cases do not necessarily represent counts of unique individuals.



**Specified Charges Disposed by Disposition Type
(1/1/2019-12/31/2019) Statewide by County**

DISTRICT											
0109930 RAPE, 1ST DEGREE - DOMESTIC VIOLENCE W/SERIOUS PHYSICAL INJU	Charges	0	0	0	0	0	0	2	0	2	
	Cases	0	0	0	0	0	0	2	0	2	
0109940 RAPE, 1ST DEGREE - INCAPABLE OF CONSENT/PHYSICALLY HELPLESS	Charges	0	2	0	2	0	0	6	2	12	
	Cases	0	2	0	2	0	0	6	2	12	
0109950 RAPE, 1ST - INCAP OF CONSENT/PHYS HELPLESS/SERIOUS INJURY	Charges	0	0	0	0	0	0	1	0	1	
	Cases	0	0	0	0	0	0	1	0	1	
0109951 ATT RAPE, 1ST - INCAP OF CONSENT/PHYS HELPLESS/SERIOUS INJURY	Charges	0	0	0	0	0	0	1	0	1	
	Cases	0	0	0	0	0	0	1	0	1	
0109960 RAPE, 1ST DEGREE, VICTIM U/12 YEARS OF AGE	Charges	0	0	0	1	0	0	31	2	34	
	Cases	0	0	0	1	0	0	18	2	21	
0109961 ATT RAPE, 1ST DEGREE, VICTIM U/12 YEARS OF AGE	Charges	0	0	0	0	0	0	1	0	1	
	Cases	0	0	0	0	0	0	1	0	1	
0110310 *OBS* RAPE-1ST DEGREE-STRONGARM	Charges	0	0	0	0	0	0	1	0	1	
	Cases	0	0	0	0	0	0	1	0	1	
0111610 RAPE, 2ND DEGREE (MENTALLY INCAPACITATED)	Charges	0	1	0	1	0	0	2	0	4	
	Cases	0	1	0	1	0	0	2	0	4	
0111620 RAPE-2ND DEGREE-NO FORCE	Charges	0	5	0	8	0	0	43	0	56	
	Cases	0	5	0	6	0	0	31	0	41	
0111621 ATT RAPE-2ND DEGREE-NO FORCE	Charges	0	1	0	0	0	0	0	0	1	
	Cases	0	1	0	0	0	0	0	0	1	
0111650 RAPE, 3RD DEGREE	Charges	0	3	0	12	0	1	65	4	85	
	Cases	0	3	0	9	0	1	47	4	63	
0111651 ATT RAPE, 3RD DEGREE	Charges	0	0	0	1	0	0	1	0	2	
	Cases	0	0	0	1	0	0	1	0	2	
0111655 COMP RAPE, 3RD DEGREE	Charges	0	0	0	0	0	0	3	0	3	
	Cases	0	0	0	0	0	0	3	0	3	

Considerations:

- * These statistics represent a snapshot in time.
- * A case may consist of one or multiple charges. The distinct count on cases counts the case only once.
- * Counts of cases do not necessarily represent counts of unique individuals.



**Specified Charges Disposed by Disposition Type
(1/1/2019-12/31/2019) Statewide by County**

DISTRICT	0111680 RAPE, 2ND DEGREE (INTELLECTUAL DISABILITY)	Charges	0	2	0	0	0	0	7	0	9
		Cases	0	2	0	0	0	0	2	0	4
	0111800 SODOMY, 1ST DEGREE	Charges	0	7	0	21	0	0	69	0	97
		Cases	0	4	0	8	0	0	49	0	59
	0111801 ATT SODOMY, 1ST DEGREE	Charges	0	0	0	1	0	0	0	0	1
		Cases	0	0	0	1	0	0	0	0	1
	0111805 COMP SODOMY, 1ST DEGREE	Charges	0	0	0	0	0	0	1	0	1
		Cases	0	0	0	0	0	0	1	0	1
	0111820 SODOMY, 1ST DEGREE, DOMESTIC VIOLENCE	Charges	0	1	0	1	0	0	9	0	11
		Cases	0	1	0	1	0	0	9	0	11
	0111840 SODOMY, 1ST DEGREE - INCAPABLE OF CONSENT/PHYSICALLY HELPLES	Charges	0	0	0	0	0	0	3	0	3
		Cases	0	0	0	0	0	0	3	0	3
	0111845 COMP SODOMY, 1ST DEGREE - INCAPABLE OF CONSENT/PHYSICALLY HELPLES	Charges	0	0	0	0	0	0	1	0	1
		Cases	0	0	0	0	0	0	1	0	1
	0111860 SODOMY, 1ST DEGREE, VICTIM U/12 YEARS OF AGE	Charges	0	0	0	2	0	0	39	1	42
		Cases	0	0	0	2	0	0	29	1	32
	0112010 SODOMY 2ND DEGREE (MENTALLY INCAPACITED)	Charges	0	0	0	0	0	0	2	0	2
		Cases	0	0	0	0	0	0	2	0	2
	0112020 SODOMY-2ND DEGREE	Charges	0	0	0	7	0	0	36	2	45
		Cases	0	0	0	5	0	0	19	2	25
	0112021 ATT SODOMY-2ND DEGREE	Charges	0	0	0	1	0	0	1	0	2
		Cases	0	0	0	1	0	0	1	0	2
	0112050 SODOMY, 3RD DEGREE	Charges	0	3	0	1	0	0	40	5	49
		Cases	0	3	0	1	0	0	24	3	31
	0112052 SOLC SODOMY, 3RD DEGREE	Charges	0	1	0	0	0	0	0	0	1
		Cases	0	1	0	0	0	0	0	0	1

Considerations:

- * These statistics represent a snapshot in time.
- * A case may consist of one or multiple charges. The distinct count on cases counts the case only once.
- * Counts of cases do not necessarily represent counts of unique individuals.



**Specified Charges Disposed by Disposition Type
(1/1/2019-12/31/2019) Statewide by County**

DISTRICT	0112080 SODOMY, 2ND DEGREE (INTELLECTUAL DISABILITY)	Charges	0	12	0	0	0	0	5	0	17
		Cases	0	2	0	0	0	0	5	0	7
	0112200 SEXUAL ABUSE, 1ST DEGREE	Charges	0	16	0	28	0	0	122	14	180
		Cases	0	16	0	22	0	0	91	7	135
	0112201 ATT SEXUAL ABUSE, 1ST DEGREE	Charges	0	0	2	2	0	0	0	1	5
		Cases	0	0	2	2	0	0	0	1	5
	0112204 FACL SEXUAL ABUSE, 1ST DEGREE	Charges	0	0	0	0	2	0	0	0	2
		Cases	0	0	0	0	2	0	0	0	2
	0112205 COMP SEXUAL ABUSE, 1ST DEGREE	Charges	0	0	0	0	0	0	1	0	1
		Cases	0	0	0	0	0	0	1	0	1
	0112210 SEXUAL ABUSE, 1ST DEGREE, VICTIM U/12 YEARS OF AGE	Charges	0	6	0	12	0	0	164	2	184
		Cases	0	6	0	9	0	0	89	2	100
	0112211 ATT SEXUAL ABUSE, 1ST DEGREE, VICTIM U/12 YEARS OF AGE	Charges	0	0	0	0	0	0	2	0	2
		Cases	0	0	0	0	0	0	2	0	2
	0112215 COMP SEXUAL ABUSE, 1ST DEGREE, VICTIM U/12 YEARS OF AGE	Charges	0	1	0	0	0	0	2	0	3
		Cases	0	1	0	0	0	0	1	0	2
	0112220 SEXUAL ABUSE, 2ND DEGREE	Charges	0	21	11	12	1	0	8	0	53
		Cases	0	19	9	12	1	0	6	0	47
	0360500 INCEST	Charges	0	4	0	0	0	0	11	0	15
		Cases	0	3	0	0	0	0	9	0	12
	0360510 INCEST – FORCIBLE COMPULSION/INCAPABLE OF CONSENT OR U/18	Charges	0	0	0	0	0	0	19	2	21
		Cases	0	0	0	0	0	0	18	2	20
	0360515 COMP INCEST – FORCIBLE COMPULSION/INCAPABLE OF CONSENT OR U/18	Charges	0	0	0	0	0	0	5	0	5
		Cases	0	0	0	0	0	0	2	0	2
	0360520 INCEST – VICTIM U/12 YOA OR SERIOUS PHYSICAL INJURY	Charges	0	0	0	2	0	0	4	0	6
		Cases	0	0	0	2	0	0	3	0	5

Considerations:

- * These statistics represent a snapshot in time.
- * A case may consist of one or multiple charges. The distinct count on cases counts the case only once.
- * Counts of cases do not necessarily represent counts of unique individuals.



**Specified Charges Disposed by Disposition Type
(1/1/2019-12/31/2019) Statewide by County**

DISTRICT	0360521 ATT INCEST – VICTIM U/12 YOA OR SERIOUS PHYSICAL INJURY	Charges	0	0	0	0	0	0	1	0	1
		Cases	0	0	0	0	0	0	1	0	1
	0360525 COMP INCEST – VICTIM U/12 YOA OR SERIOUS PHYSICAL INJURY	Charges	0	0	0	0	0	0	1	0	1
		Cases	0	0	0	0	0	0	1	0	1
	0372180 USE OF A MINOR U/16 IN A SEX PERFORMANCE	Charges	0	0	0	15	0	0	51	0	66
		Cases	0	0	0	7	0	0	18	0	24
	0372181 ATT USE OF A MINOR U/16 IN A SEX PERFORMANCE	Charges	0	0	0	0	0	0	2	0	2
		Cases	0	0	0	0	0	0	2	0	2
	0372200 USE OF MINOR UNDER 18 IN A SEXUAL PERFORMANCE	Charges	0	3	0	56	0	0	6	1	66
		Cases	0	2	0	4	0	0	5	1	11
	0372201 ATT USE OF MINOR UNDER 18 IN A SEXUAL PERFORMANCE	Charges	0	0	1	0	0	0	0	0	1
		Cases	0	0	1	0	0	0	0	0	1
	0381100 UNLAWFUL TRANSACTION W/MINOR 1ST DEG ILL SEX ACT, U/18	Charges	0	0	0	1	0	0	5	0	6
		Cases	0	0	0	1	0	0	5	0	6
	0381101 ATT UNLAWFUL TRANSACTION W/MINOR 1ST DEG ILL SEX ACT, U/18	Charges	0	1	0	0	0	0	0	0	1
		Cases	0	1	0	0	0	0	0	0	1
	0381120 UNLAWFUL TRANSACTION W/MINOR 1ST DEG ILL SEX ACT, U/16	Charges	0	0	0	8	0	0	26	2	36
		Cases	0	0	0	4	0	0	23	2	28
	0381140 UNLAWFUL TRANSACTION W/MINOR 1ST DEG ILL SEX ACT, PHYS INJ	Charges	0	0	0	0	0	0	1	0	1
Cases		0	0	0	0	0	0	1	0	1	
County Total	Charges	0	134	66	289	11	6	927	52	1,485	
	Cases	0	107	59	168	6	5	440	30	727	
	Jurisdiction Total	Charges	0	134	66	289	11	6	927	52	1,485
	Cases	0	107	59	168	6	5	440	30	727	
JUVENILE	0017080 *OBS* SEXUAL ABUSE - 2ND DEGREE	Charges	0	0	0	1	0	0	0	0	1
		Cases	0	0	0	1	0	0	0	0	1

Considerations:

- * These statistics represent a snapshot in time.
- * A case may consist of one or multiple charges. The distinct count on cases counts the case only once.
- * Counts of cases do not necessarily represent counts of unique individuals.



**Specified Charges Disposed by Disposition Type
(1/1/2019-12/31/2019) Statewide by County**

JUVENILE	Charge Description	Disposition	County										Total
			Adm	Adm	Adm	Adm	Adm	Adm	Adm	Adm	Adm	Adm	
0017090 SEXUAL ABUSE - 3RD DEGREE	Charges		0	7	9	15	1	0	0	4	36		
	Cases		0	6	8	12	1	0	0	4	31		
0017091 ATT SEXUAL ABUSE - 3RD DEGREE	Charges		0	0	3	0	0	0	0	0	3		
	Cases		0	0	3	0	0	0	0	0	3		
0017100 SEXUAL MISCONDUCT	Charges		0	1	15	8	1	0	0	14	39		
	Cases		0	1	11	8	1	0	0	11	32		
0109900 RAPE, 1ST DEGREE	Charges		0	10	3	33	0	0	1	97	144		
	Cases		0	10	3	9	0	0	1	6	28		
0109901 ATT RAPE, 1ST DEGREE	Charges		0	0	0	0	0	0	0	1	1		
	Cases		0	0	0	0	0	0	0	1	1		
0109904 FACL RAPE, 1ST DEGREE	Charges		0	1	0	0	0	0	0	0	1		
	Cases		0	1	0	0	0	0	0	0	1		
0109920 RAPE, 1ST DEGREE - DOMESTIC VIOLENCE	Charges		0	0	0	1	0	0	0	0	1		
	Cases		0	0	0	1	0	0	0	0	1		
0109940 RAPE, 1ST DEGREE - INCAPABLE OF CONSENT/PHYSICALLY HELPLESS	Charges		0	0	1	0	0	0	1	0	2		
	Cases		0	0	1	0	0	0	1	0	2		
0109950 RAPE, 1ST - INCAP OF CONSENT/PHYS HELPLESS/SERIOUS INJURY	Charges		0	1	0	0	0	0	0	0	1		
	Cases		0	1	0	0	0	0	0	0	1		
0109960 RAPE, 1ST DEGREE, VICTIM U/12 YEARS OF AGE	Charges		0	9	1	24	1	0	1	98	134		
	Cases		0	9	1	5	1	0	1	3	20		
0111620 RAPE-2ND DEGREE-NO FORCE	Charges		0	0	1	0	0	0	0	0	1		
	Cases		0	0	1	0	0	0	0	0	1		
0111680 RAPE, 2ND DEGREE (INTELLECTUAL DISABILITY)	Charges		0	0	0	0	0	0	0	1	1		
	Cases		0	0	0	0	0	0	0	1	1		
0111800 SODOMY, 1ST DEGREE	Charges		0	16	8	19	1	0	2	62	108		
	Cases		0	12	2	8	1	0	2	5	30		

Considerations:

- * These statistics represent a snapshot in time.
- * A case may consist of one or multiple charges. The distinct count on cases counts the case only once.
- * Counts of cases do not necessarily represent counts of unique individuals.



**Specified Charges Disposed by Disposition Type
(1/1/2019-12/31/2019) Statewide by County**

JUVENILE	Charge Description	Disposition	County									
			Adams	Anderson	Boone	Bourbon	Butcher	Calloway	Carter	Cass	Cecilia	Christian
0111801 ATT SODOMY, 1ST DEGREE	Charges		0	0	0	1	0	0	0	0	0	1
	Cases		0	0	0	1	0	0	0	0	0	1
0111850 SODOMY,1ST -INCAPABLE OF CONSENT/PHY HELPLESS/SERIOUS INJURY	Charges		0	0	0	2	0	0	0	0	0	2
	Cases		0	0	0	1	0	0	0	0	0	1
0111860 SODOMY, 1ST DEGREE, VICTIM U/12 YEARS OF AGE	Charges		0	15	10	28	3	0	1	64	121	
	Cases		0	12	6	20	2	0	1	13	52	
0112000 *OBS* SODOMY - 1ST DEGREE	Charges		0	0	1	0	0	0	0	0	1	
	Cases		0	0	1	0	0	0	0	0	1	
0112020 SODOMY-2ND DEGREE	Charges		0	0	2	0	0	0	0	0	2	
	Cases		0	0	2	0	0	0	0	0	2	
0112050 SODOMY, 3RD DEGREE	Charges		0	0	0	1	0	0	0	0	1	
	Cases		0	0	0	1	0	0	0	0	1	
0112200 SEXUAL ABUSE, 1ST DEGREE	Charges		0	16	6	23	1	0	1	36	83	
	Cases		0	13	5	14	1	0	1	13	45	
0112201 ATT SEXUAL ABUSE, 1ST DEGREE	Charges		0	1	0	0	0	0	0	0	1	
	Cases		0	1	0	0	0	0	0	0	1	
0112210 SEXUAL ABUSE, 1ST DEGREE, VICTIM U/12 YEARS OF AGE	Charges		0	21	15	25	4	0	0	51	116	
	Cases		0	16	9	21	3	0	0	25	71	
0112220 SEXUAL ABUSE, 2ND DEGREE	Charges		0	1	3	0	1	0	0	1	6	
	Cases		0	1	3	0	1	0	0	1	6	
0360500 INCEST	Charges		0	1	0	15	1	0	1	3	21	
	Cases		0	1	0	4	1	0	1	3	9	
0360520 INCEST – VICTIM U/12 YOA OR SERIOUS PHYSICAL INJURY	Charges		0	0	0	3	0	0	0	4	7	
	Cases		0	0	0	3	0	0	0	4	7	
0372180 USE OF A MINOR U/16 IN A SEX PERFORMANCE	Charges		0	3	1	2	1	0	0	2	9	
	Cases		0	2	1	2	1	0	0	1	7	

Considerations:

- * These statistics represent a snapshot in time.
- * A case may consist of one or multiple charges. The distinct count on cases counts the case only once.
- * Counts of cases do not necessarily represent counts of unique individuals.

Appendix B

JUVENILE	0372200 USE OF MINOR UNDER 18 IN A SEXUAL PERFORMANCE	Charges	0	1	0	0	0	0	0	0	0	1	
		Cases	0	1	0	0	0	0	0	0	0	0	1
	0381100 UNLAWFUL TRANSACTION W/MINOR 1ST DEG ILL SEX ACT, U/18	Charges	0	0	1	0	0	0	0	0	0	0	1
		Cases	0	0	1	0	0	0	0	0	0	0	1
	0381120 UNLAWFUL TRANSACTION W/MINOR 1ST DEG ILL SEX ACT, U/16	Charges	0	0	1	0	0	0	0	0	0	0	1
		Cases	0	0	1	0	0	0	0	0	0	0	1
	County Total	Charges	0	104	81	201	15	0	8	438	847		
		Cases	0	79	50	88	12	0	7	67	245		
	Jurisdiction Total	Charges	0	104	81	201	15	0	8	438	847		
		Cases	0	79	50	88	12	0	7	67	245		

Considerations:

- * These statistics represent a snapshot in time.
- * A case may consist of one or multiple charges. The distinct count on cases counts the case only once.
- * Counts of cases do not necessarily represent counts of unique individuals.

Appendix B

	Count	Acquitted	Amended	Convicted	Dismissed	Diverted	FTA / FTV / AP	Indictment	Other	Total
CIRCUIT	Charges	95	812	1,375	1,951	50	73	0	132	4,488
	Cases	26	394	476	393	9	29	0	12	899
	Charges	95	812	1,375	1,951	50	73	0	132	4,488
	Cases	26	394	476	393	9	29	0	12	899
DISTRICT	Charges	0	134	66	289	11	6	927	52	1,485
	Cases	0	107	59	168	6	5	440	30	727
	Charges	0	134	66	289	11	6	927	52	1,485
	Cases	0	107	59	168	6	5	440	30	727
JUVENILE	Charges	0	104	81	201	15	0	8	438	847
	Cases	0	79	50	88	12	0	7	67	245
	Charges	0	104	81	201	15	0	8	438	847
	Cases	0	79	50	88	12	0	7	67	245

Considerations:

- * These statistics represent a snapshot in time.
- * A case may consist of one or multiple charges. The distinct count on cases counts the case only once.
- * Counts of cases do not necessarily represent counts of unique individuals.